

66330-276

10/10/2008

1/51



UNITED STATES ENVIRONMENTAL PROTECTION AGENCY
WASHINGTON, D.C. 20460

OFFICE OF
PREVENTION, PESTICIDES AND
TOXIC SUBSTANCES

Mr. Bill Washburn
15401 Weston Parkway, Suite 150
Cary, NC 27513

OCT 10 2008

Subject: Label Notification(s) for Pesticide Registration Notice 2007-4

Dear Registrant:

The Agency is in receipt of your Application(s) for Pesticide Notification under Pesticide Registration Notice (PRN) 2007-4 dated September 9, 2008 for:

EPA Registration 66330-276

Dicamba DMA 4# AG

The Registration Division (RD) has conducted a review of this request for applicability under PRN 2007-4 and finds that the label change(s) requested falls within the scope of PRN-2007-4. The label has been date-stamped "Notification" and will be placed in our records.

Please be reminded that 40 CFR Part 156.140(a)(4) requires that a batch code, lot number, or other code identifying the batch of the pesticide distributed and sold be placed on nonrefillable containers. The code may appear either on the label (and can be added by non-notification/PR Notice 98-10) or durably marked on the container itself.

If you have any questions, please contact me directly at 703-305-6249 or Banza Djapao of my staff at 703-305-7269.

Sincerely,

A handwritten signature in black ink, appearing to read "Linda Arrington".

Linda Arrington
Notifications & Minor Formulations Team Leader
Registration Division (7505P)
Office of Pesticide Programs

2/5

 EPA	United States Environmental Protection Agency Washington, DC 20460	<input type="checkbox"/> Registration <input type="checkbox"/> Amendment <input checked="" type="checkbox"/> Other:	OPP Identifier Number
--	---	--	-----------------------

Application for Pesticide - Section I

1. Company/Product Number 66330-276	2. EPA Product Manager Joanne Miller	3. Proposed Classification <input type="checkbox"/> None <input type="checkbox"/> Restricted
4. Company/Product (Name) DICAMBA DMA 4# AG	PM# 23	
5. Name and Address of Applicant (Include ZIP Code) Arysta LifeScience North America, LLC 15401 Weston Parkway, Suite 150 Cary, NC 27513 <input type="checkbox"/> Check if this is a new address	6. Expedited Review. In accordance with FIFRA Section 3(c)(3) (b)(I), my product is similar or identical in composition and labeling to: <div style="text-align: center;">NOTIFICATION</div> EPA Reg. No. _____ <div style="text-align: center;">OCT 10 2008</div> Product Name _____	

Section - II


<input type="checkbox"/> Amendment – Explain below.	<input type="checkbox"/> Final printed labels in response to Agency letter dated _____
<input type="checkbox"/> Resubmission in response to Agency letter dated _____	<input type="checkbox"/> "Me Too" Application
<input checked="" type="checkbox"/> Notification - Explain below.	<input type="checkbox"/> Other - Explain below

Explanation: Use additional page(s) if necessary. (For Section I and Section II.)
Notification of label change per PR Notice 2007-4. This notification is consistent with guidance in PR Notice 2007-4 and the requirements of EPA's regulations at 40 CFR §§ 156.10, 156.140, 156.144, 156.146, and 156.156. No other changes have been made to the labeling or the Confidential Statement of Formula for this product. I understand that it is a violation of 18 USC Sec 1001 to willfully make any false statement to EPA. I further understand that if the amendment is not consistent with the requirements of 40 CFR §§ 156.10, 156.140, 156.144, 156.146, and 156.156, this product may be in violation of FIFRA and I may be subject to enforcement action and penalties under sections 12 and 14 of FIFRA.

Section - III

1. Material This Product Will Be Packaged In:			
Child-Resistant Packaging <input type="checkbox"/> Yes* <input checked="" type="checkbox"/> No	Unit Packaging <input type="checkbox"/> Yes <input checked="" type="checkbox"/> No If "Yes" Unit Packaging wgt. No. per container	Water Soluble Packaging <input type="checkbox"/> Yes <input checked="" type="checkbox"/> No If "Yes" Package wgt. No. per container	2. Type of Container <input type="checkbox"/> Metal <input checked="" type="checkbox"/> Plastic <input type="checkbox"/> Glass <input type="checkbox"/> Paper <input type="checkbox"/> Other (Specify)
*Certification must be submitted			
3. Location of Net Contents Information <input checked="" type="checkbox"/> Label <input type="checkbox"/> Container	4. Size(s) Retail Container 2.5, 5.0, 15.0, 30.0 gallon and bulk	5. Location of Label Directions <input checked="" type="checkbox"/> On Label <input type="checkbox"/> On labeling accompanying product	
6. Manner in Which Label is Affixed to Product <input type="checkbox"/> Lithograph <input type="checkbox"/> Other _____ <input type="checkbox"/> Paper glued <input type="checkbox"/> Stenciled			

Section - IV

1. Contact Point (Complete items directly below for identification of individual to be contacted, if necessary, to process this application)		
Name Bill Washburn	Title Regulatory Manager	Telephone No. (Include Area Code) 901-432-5118
I certify that the statements I have made on this form and all attachments thereto are true, accurate and complete. I acknowledge that any knowingly false or misleading statement may be punishable by fine or imprisonment or both under applicable law.		6. Date Application Received (Stamped)
2. Signature 	3. Title Regulatory Manager	
4. Typed Name Bill Washburn	5. Date October 2, 2008	



EPA

United States
Environmental Protection Agency
Washington, DC 20460

- Registration
- Amendment
- Other:

OPP Identifier Number

Application for Pesticide - Section I

1. Company/Product Number 66330-276	2. EPA Product Manager Joanne Miller	3. Proposed Classification <input type="checkbox"/> None <input type="checkbox"/> Restricted
4. Company/Product (Name) DICAMBA DMA 4# AG	PM# 23	
5. Name and Address of Applicant (Include ZIP Code) Arysta LifeScience North America, LLC 15401 Weston Parkway, Suite 150 Cary, NC 27513		6. Expedited Review. In accordance with FIFRA Section 3(c)(3) (b)(I), my product is similar or identical in composition and labeling to: NOTIFICATION EPA Reg. No. _____ OCT 10 2008 Product Name _____

Check if this is a new address

Section - II

<input type="checkbox"/> Amendment - Explain below.	<input type="checkbox"/> Final printed labels in response to Agency letter dated _____
<input type="checkbox"/> Resubmission in response to Agency letter dated _____	<input type="checkbox"/> "Me Too" Application
<input checked="" type="checkbox"/> Notification - Explain below.	<input type="checkbox"/> Other - Explain below

Explanation: Use additional page(s) if necessary. (For Section I and Section II.)

Notification of label change per PR Notice 2007-4. This notification is consistent with guidance in PR Notice 2007-4 and the requirements of EPA's regulations at 40 CFR §§ 156.10, 156.140, 156.144, 156.146, and 156.156. No other changes have been made to the labeling or the Confidential Statement of Formula for this product. I understand that it is a violation of 18 USC Sec 1001 to willfully make any false statement to EPA. I further understand that if the amendment is not consistent with the requirements of 40 CFR §§ 156.10, 156.140, 156.144, 156.146, and 156.156, this product may be in violation of FIFRA and I may be subject to enforcement action and penalties under sections 12 and 14 of FIFRA.

Section - III

1. Material This Product Will Be Packaged In:			
Child-Resistant Packaging <input type="checkbox"/> Yes* <input type="checkbox"/> No	Unit Packaging <input type="checkbox"/> Yes <input type="checkbox"/> No	Water Soluble Packaging <input type="checkbox"/> Yes <input type="checkbox"/> No	2. Type of Container <input type="checkbox"/> Metal <input type="checkbox"/> Plastic <input type="checkbox"/> Glass <input type="checkbox"/> Paper <input type="checkbox"/> Other (Specify)
*Certification must be submitted		If "Yes" Unit Packaging wgt. No. per container	If "Yes" Package wgt. No. per container
3. Location of Net Contents Information <input type="checkbox"/> Label <input type="checkbox"/> Container	4. Size(s) Retail Container	5. Location of Label Directions <input type="checkbox"/> On Label <input type="checkbox"/> On labeling accompanying product	
6. Manner in Which Label is Affixed to Product <input type="checkbox"/> Lithograph <input type="checkbox"/> Paper glued <input type="checkbox"/> Stenciled <input type="checkbox"/> Other _____			

Section - IV

1. Contact Point (Complete items directly below for identification of individual to be contacted, if necessary, to process this application)		
Name Bill Washburn	Title Regulatory Manager	Telephone No. (Include Area Code) 901-432-5118
I certify that the statements I have made on this form and all attachments thereto are true, accurate and complete, acknowledge that any knowingly false or misleading statement may be punishable by fine or imprisonment or both under applicable law.		6. Date Application Received (Stamped)
2. Signature 	3. Title Regulatory Manager	
4. Typed Name Bill Washburn	5. Date September 9, 2008	



September 9, 2008

Ms. Joanne Miller, PM 23
Document Processing Desk (NOTIF)
Office of Pesticide Programs – 750PC
U.S. Environmental Protection Agency
One Potomac Yard, Room S-4900
2777 South Crystal Drive
Arlington, VA 22202

**Subject: DICAMBA DMA 4# AG
EPA Reg. No. 66330-276**

Notification of Label Change per PR Notice 2007-4

Dear Ms. Miller:

Please find the following enclosed:

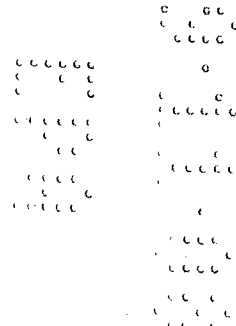
- Application for Pesticide Registration (Other) dated 09/09/08 noting notification per PR Notice 2007-4.
- One highlighted copy of subject label, showing all changes made per PR Notice 2007-4.
- One clean copy of the subject label.

Notification of label change per PR Notice 2007-4. This notification is consistent with guidance in PR Notice 2007-4 and the requirements of EPA's regulations at 40 CFR §§ 156.10, 156.140, 156.144, 156.146, and 156.156. No other changes have been made to the labeling or the Confidential Statement of Formula for this product. I understand that it is a violation of 18 USC Sec 1001 to willfully make any false statement to EPA. I further understand that if the amendment is not consistent with the requirements of 40 CFR §§ 156.10, 156.140, 156.144, 156.146, and 156.156, this product may be in violation of FIFRA and I may be subject to enforcement action and penalties under sections 12 and 14 of FIFRA.

Please acknowledge acceptance of this notification by stamping the extra copy of this letter and returning in the enclosed self-addressed stamped envelope. Should you have any questions or comments, please do not hesitate to contact me at 901-432-5118 or by e-mail at bill.washburn@arystalifescience.com

Sincerely,

**Bill Washburn
Regulatory Manager**



DICAMBA DMA 4# AG [BANVEL®] Herbicide

NOTIFICATION

OCT 10 2008

HERBICIDE FOR WEED CONTROL IN CORN, COTTON, SORGHUM, SOYBEAN, SMALL GRAINS, PASTURE, HAY, RANGELAND, GENERAL FARMSTEAD (NON-CROPLAND), FALLOW, SUGARCANE, ASPARAGUS, TURF AND GRASS SEED CROPS

ACTIVE INGREDIENT:

Dimethylamine salt of dicamba (3,6-dichloro-o-anisic acid)* 48.2%

OTHER INGREDIENTS: 51.8%

TOTAL 100.0%

* This product contains 40.0% 3,6-dichloro-o-anisic acid (dicamba) or 4 pounds per gallon (480 g/L).

KEEP OUT REACH OF CHILDREN WARNING AVISO

Si usted no entiende la etiqueta, busque a alguien para que se la explique a usted en detalle. (If you do not understand the label, find someone to explain it to you in detail). See additional precautionary statements.


FIRST AID	
IF IN EYES	<ul style="list-style-type: none"> • Hold eye open and rinse slowly and gently with water for 15-20 minutes. • Remove contact lenses, if present after the first 5 minutes, then continue rinsing eye. • Call a poison control center or doctor for treatment advice.
IF ON SKIN OR CLOTHING	<ul style="list-style-type: none"> • Take off contaminated clothing. • Rinse skin immediately with plenty of water for 15-20 minutes. • Call a poison control center or doctor for treatment advice.
IF SWALLOWED	<ul style="list-style-type: none"> • Call a poison control center or doctor immediately for treatment advice. • Have person sip a glass of water if able to swallow. • Do not induce vomiting unless told to do so by a poison control center or doctor. • Do not give anything by mouth to an unconscious person.
HOT LINE NUMBER	
<p>EMERGENCY TELEPHONE NUMBERS: Have the product container or label with you when calling a poison control center or doctor, or going for treatment.</p> <p>FOR 24-HOUR EMERGENCY MEDICAL ASSISTANCE CALL: 1-866-303-6952</p> <p>FOR CHEMICAL EMERGENCY: Spill, leak, fire, exposure, or accident call CHEMTREC 1-800-424-9300</p>	

See Back Panel for Additional Precautionary Statements

EPA Reg. No. 66330-276
AD 070104/Not. 061604

EPA Est. No. 68323-TX-001

Manufactured For:
ARYSTA LIFESCIENCE NORTH AMERICA, LLC
15401 Weston Parkway, Suite 150
Cary, NC 27513



**PRECAUTIONARY STATEMENTS
HAZARDS TO HUMANS AND DOMESTIC ANIMALS
WARNING / AVISO**

Causes eye irritation. Do not get in eyes, on skin, or on clothing. Harmful if swallowed. Avoid breathing spray mist. Wash thoroughly after handling. In case of contact, wash skin with soap and water; for eyes, flush with water for 15 minutes and get medical attention.

PERSONAL PROTECTIVE EQUIPMENT (PPE)

Applicators and other handlers must wear:

- Long-sleeved shirt and long pants
- Chemical-resistant gloves
- Shoes plus socks
- Protective eyewear

Discard clothing and other absorbent materials that have been drenched or heavily contaminated with this product's concentrate. Do not reuse them. Follow manufacturer's instructions for cleaning/maintaining PPE. If no such instructions for washables, use detergent and hot water. Keep and wash PPE separately from other laundry.

ENGINEERING CONTROLS STATEMENTS

When handlers use closed systems, enclosed cabs, or aircraft in a manner that meets the requirements listed in the Worker Protection Standard (WPS) for agricultural pesticides [40 CFR 170.240 (d) (4-6)], the handler PPE requirements may be reduced or modified as specified in the WPS.

USER SAFETY RECOMMENDATIONS

Users should:

- Wash hands before eating, drinking, chewing gum, using tobacco or using the toilet.
- Remove clothing immediately if pesticide gets inside. Then wash thoroughly and put on clean clothing.
- Remove PPE immediately after handling this product. Wash the outside of gloves before removing. As soon as possible, wash thoroughly and change into clean clothing.

ENVIRONMENTAL HAZARDS

Do not apply directly to water, or to areas where surface water is present or to intertidal areas below the mean high water mark. Do not contaminate water when disposing of equipment washwaters.

Apply this product only as directed on label.

DIRECTIONS FOR USE

It is a violation of Federal law to use this product in a manner inconsistent with its labeling.

Do not apply this product in a way that will contact workers or other persons, either directly or through drift. Only protected handlers may be in the area during application. For any requirements specific to your State or Tribe, consult the agency responsible for pesticide regulation.

AGRICULTURAL USE REQUIREMENTS

Use this product only in accordance with its labeling and with the Worker Protection Standard, 40 CFR part 170. This standard contains requirements for the protection of agricultural workers on farms, forests, nurseries, and greenhouses, and handlers of agricultural pesticides. It contains requirements for training, decontamination, notification, and emergency assistance. It also contains specific instructions and exceptions pertaining to the statements on this label about personal protective equipment (PPE), and restricted-entry interval. The requirements in this box only apply to uses of this product that are covered by the Worker Protection Standard.

Do not enter or allow worker entry into treated areas during the restricted entry interval (REI) of 24 hours.

PPE required for early entry to treated areas that is permitted under the Worker Protection Standard and that involves contact with anything that has been treated, such as plants, soil, or water is:

- Coveralls
- Chemical-resistant gloves
- Shoes plus socks
- Protective eyewear

NONAGRICULTURAL USE REQUIREMENTS

The requirements in this box apply to the uses of this product that are NOT within the scope of the Worker Protection Standard for agricultural pesticides (40 CFR Part 170) The WPS applies when this product is used to produce agricultural plants on farms, in nurseries, in forests, or in greenhouses. Do not allow others to enter the treated areas until the spray has dried.

Before applying DICAMBA DMA 4# AG, read all directions and precautions appearing on the container label and in this booklet. Failure to follow all directions and precautions may result in unsatisfactory weed control, crop injury, or illegal residues.

GENERAL INFORMATION

The following directions apply to all uses of DICAMBA DMA 4# AG. Additional precautions and restrictions will be found in each specific use section.

Do not treat irrigation ditches or water used for crop irrigation or domestic uses.

Do not apply this product through any type of irrigation system.

MIXING AND APPLICATION

UNLESS OTHERWISE SPECIFIED UNDER THE INDIVIDUAL USE HEADINGS OF THIS BOOKLET, THE FOLLOWING DIRECTIONS APPLY TO ALL CROP AND NON-CROP USES OF DICAMBA DMA 4# AG. REFER TO INDIVIDUAL USE SECTIONS FOR ADDITIONAL PRECAUTIONS, RESTRICTIONS, APPLICATION RATES AND TIMINGS.

DICAMBA DMA 4# AG is a water-soluble formulation that can be applied using water or sprayable fluid fertilizer as the carrier. If a fluid fertilizer is to be used, a compatibility test (See COMPATIBILITY TEST) should be made prior to tank mixing.

Ground or aerial application equipment, which will give good spray coverage of weed foliage, should be used. HOWEVER, DO NOT USE AERIAL APPLICATION EQUIPMENT IF SPRAY PARTICLES CAN BE CARRIED BY WIND INTO AREAS WHERE SENSITIVE CROPS OR PLANTS ARE GROWING OR WHEN TEMPERATURE INVERSIONS EXIST.

Apply 3 to 50 gallons of diluted spray per treated acre when using ground application equipment or 1 to 10 gallons of diluted spray per treated acre (2 to 20 gallons of diluted spray per acre for preharvest uses) in a water-based carrier when using aerial application equipment. Use the higher level of the listed spray volumes when treating dense or tall vegetation. Use coarse sprays.

Select nozzles designed to produce minimal amounts of fine spray particles. Spray with nozzles as close to the weeds as is practical for good weed coverage.

To avoid uneven spray coverage, DICAMBA DMA 4# AG should not be applied during periods of gusty wind or when wind is in excess of 15 mph.

Avoid disturbing (e.g., cultivating or mowing) treated areas for at least 7 days following application.

BEST STEWARDSHIP PRACTICES

DICAMBA DMA 4# AG provides effective broadleaf weed and brush control when properly applied. Best stewardship practices in all mixing, loading, and application operations not only maximize weed control, but also protect ground and surface waters and minimize off-target movement.

This chemical is known to leach through the soil into ground water under certain conditions as a result of agricultural use. Use of this chemical in areas where soils are permeable, particularly where the water table is shallow, may result in ground-water contamination.

GROUND AND SURFACE WATERS PROTECTION

1) Point source contamination - To prevent point source contamination, do not mix, load this pesticide product within 50 feet of wells (including abandoned wells and drainage wells), sink holes, perennial or intermittent streams and rivers, and natural or impounded lakes and reservoirs. Do not apply pesticide product within 50 feet of wells. This setback does not apply to properly capped or plugged abandoned wells and does not apply to impervious pad or properly diked mixing/loading areas as described below.

Mixing, loading, rinsing, or washing operations performed within 50 feet of a well are allowed only when conducted on an impervious pad constructed to withstand the weight of the heaviest load that may be on or move across the pad. The pad must be self-contained to prevent surface water flow over or from the pad. The pad capacity must be maintained at 110% that of the largest pesticide container or application equipment used on the pad and have sufficient capacity to contain all product spills, equipment or container leaks, equipment wash waters, and rainwater that may fall on the pad. The containment capacity does not apply to vehicles delivering pesticide shipments to the mixing/loading site. States may have in effect additional requirements regarding wellhead setbacks and operational containment.

Care must be taken when using this product to prevent: a) back siphoning into wells, b) spills or c) improper disposal of excess pesticide, spray mixtures or rinsates. Check valves or anti-siphoning devices must be used on all mixing equipment.

2) Movement by surface runoff or through soil - Do not apply under conditions which favor runoff. Do not apply to impervious substrates such as paved or highly compacted surfaces in areas with high potential for ground water contamination. Ground water contamination may occur in areas where soils are permeable or coarse and ground water is near the surface. Do not apply to soils classified as sand with less than 3% organic matter and where ground water depth is shallow (less than 8 feet in Arizona). To minimize the possibility of ground water contamination, carefully follow application rate recommendations as affected by soil type in the general information section of this label.

3) Movement by water erosion of treated soil - Do not apply or incorporate this product through any type of irrigation equipment nor by flood or furrow irrigation. Ensure treated areas have received at least one-half

inch rainfall (or irrigation) before using tailwater for subsequent irrigation of other fields.

SENSITIVE CROP PRECAUTIONS

DICAMBA DMA 4# AG may cause injury to desirable trees and plants, particularly beans, cotton, flowers, fruit trees, grapes, ornamentals, peas, potatoes, soybeans, sunflowers, tobacco, tomatoes, and other broadleaf plants when contacting their roots, stems or foliage. These plants are most sensitive to DICAMBA DMA 4# AG during their development or growing stage. FOLLOW THE PRECAUTIONS LISTED BELOW WHEN USING DICAMBA DMA 4# AG.

- Do not treat areas where either possible downward movement into the soil or surface washing may cause contact of DICAMBA DMA 4# AG with the roots of desirable plants such as trees and shrubs.
- Avoid making applications when air currents may carry spray particles to areas where sensitive crops and plants are growing, or when temperature inversions exist. Do not spray near sensitive plants if wind is gusty or in excess of 5 mph and moving in the direction of adjacent sensitive crops. Leave an adequate buffer zone between area to be treated and sensitive plants. Coarse sprays are less likely to drift out of the target area than fine sprays.
- Use coarse sprays to avoid potential herbicide drift. Select nozzles, which are designed to produce minimal amounts of fine spray particles. Examples of nozzles designed to produce coarse sprays via ground application are Delavan Raindrops, Spraying Systems XR flat fans, or large capacity flood nozzles such as D10, TK10, or greater capacity tips. Keep the spray pressure at or below 20 psi and the spray volume at or above 20 GPA, unless otherwise required by the manufacturer of drift-reducing nozzles. Consult your spray nozzle supplier concerning the choice of drift-reducing nozzles.
- Agriculturally approved drift-reducing additives may be used.
- Do not apply DICAMBA DMA 4# AG adjacent to sensitive crops when the temperature on the day of application is expected to exceed 85°F as drift is more likely to occur.
- To avoid injury to desirable plants, equipment used to apply DICAMBA DMA 4# AG should be thoroughly cleaned (See PROCEDURE FOR CLEANING SPRAY EQUIPMENT) before reusing to apply any other chemicals.

All crop uses of DICAMBA DMA 4# AG are intended for a normal growing interval between planting and harvest. No crop rotation restrictions exist if normal harvest of treated crop has occurred. If this interval is shortened, such as in cover crops that will be plowed under, do not follow up with the planting of a sensitive crop.

Crops growing under stress conditions such as drought, poor fertility, or foliar damage due to hail, wind or insects, can exhibit various injury symptoms that may be more pronounced if herbicides are applied.

Consult your local or state authorities for possible application restrictions and advice concerning these and other special local use situations. Tank mix recommendations are for use only in states where the tank mix product and application site are registered.

BAND TREATMENTS

DICAMBA DMA 4# AG may be applied as a band treatment. Use the formulas below to determine the appropriate rate and volume per treated acre.

$$\frac{\text{Band width in inches}}{\text{Row width in inches}} \times \text{Broadcast RATE per treated acre} = \text{Band RATE per treated acre}$$

$$\frac{\text{Band width in inches}}{\text{Row width in inches}} \times \frac{\text{Broadcast VOLUME}}{\text{per treated acre}} = \frac{\text{Band VOLUME}}{\text{per treated acre}}$$

COMPATIBILITY TEST

Before mixing in the spray tank, it is advisable to test compatibility by mixing all components in a small container in proportionate quantities (see following table).

Amount of Herbicide to Add to One Pint of Spray Carrier
(Assuming Volume is 25 Gallons per Acre)

HERBICIDE FORMULATIONS	RATE PER ACRE	LEVEL TEASPOONS
Dry	1 lb.	1 1/2
Liquid	1 pt.	1/2

If herbicide(s) do not ball-up or form flakes, sludge, gels, oily films or layers, or other precipitates, then the tested spray mix is compatible. Usually, incompatibility in any of the above-described forms will occur with 5 minutes after mixing.

If components are incompatible, the use of a compatibility agent is recommended. Rerun the above COMPATIBILITY TEST with a suitable compatibility agent (1/4 teaspoon is equivalent to 2 pints per 100 gallons of fluid fertilizer).

PROCEDURE FOR CLEANING SPRAY EQUIPMENT

The steps listed below are suggested for thorough cleaning of spray equipment following applications of DICAMBA DMA 4# AG or tank mixes of DICAMBA DMA 4# AG or tank mixes of DICAMBA DMA 4# AG plus 2,4-D amine.

- 1) Hose down thoroughly the inside as well as outside surfaces of equipment while filling the spray tank half full of water. Flush by operating sprayer until the system is purged of the rinse water.
- 2) Fill tank with water while adding 1 quart of household ammonia for every 25 gallons of water. Operate the pump to circulate the ammonia solution through the sprayer system for 15 to 20 minutes and discharge a small amount of the ammonia solution through the boom and nozzles. Let the solution stand for several hours, preferably overnight.
- 3) Flush the solution out of the spray tank through the boom.
- 4) Remove the nozzles and screens and flush the system with two full tanks of water.

The steps listed below are suggested for thorough cleaning of spray equipment used to apply DICAMBA DMA 4# AG as a tank mix with wettable powders (WP), emulsifiable concentrates (EC), or other types of water-dispersible formulations. DICAMBA DMA 4# AG tank mixes with water-dispersible formulations require the use of a water/detergent rinse.

- 5) Complete step 1.
- 6) Fill tank with water while adding 2 lbs. of detergent for every 40 gallons of water. Operate the pump to circulate the detergent solution through the sprayer system for 5 to 10 minutes and discharge a small amount of the solution through the boom and nozzles. Let the solution stand for several hours, preferably overnight.

7) Flush the detergent solution out of the spray tank through the boom.

8) Repeat step 1, and follow with steps 2, 3 and 4.

GENERAL WEED LIST

This is a general list of weeds which may be treated with DICAMBA DMA 4# AG in accordance with this label as recommended under the rates and timing sections of the Individual Use headings. Proper usage of this product will give control or growth suppression of many ANNUAL, BIENNIAL, and PERENNIAL broadleaf weeds, and many WOODY brush and vine species including:

ANNUALS	
Amaranth, Spiny (Spiny Pigweed)	Nightshade, Black
Aster, Slender	Pennycress, Field (Fanweed, Frenchweed, Stinkweed)
Bedstraw	Pepperweed, Virginia (Peppergrass)
Beggarweed, Florida	Pigweed, Prostrate
Broomweed, Common	Pigweed, Redroot (Carelessweed)
Buckwheat, Wild	Pigweed, Rough
Buffalobur	Pigweed, Smooth
Burclover, California	Pigweed (triazine resistant)
Burcucumber	Pigweed, Tumble
Buttercup, Roughseed	Poorjoe
Carpetweed	Puncturevine
Catchfly, Nightflowering	Purslane, Common
Chamomile, Corn	Pusley, Florida
Chickweed, Common	Radish, Wild
Clovers (Annual)	Ragweed, Common
Cockle, Corn	Ragweed, Giant (Buffaloweed)
Cockle, Cow	Ragweed, Lance-Leaf
Cocklebur, Common	Rubberweed, Bitter (Bitterweed)
Croton, Tropic	Sesbania, Hemp
Croton, Woolly	Shepherdspurse
Daisy, English	Sicklepod
Evening Primrose, Cutleaf	Sida, Prickly (Teaweed)
Fleabane, Annual	Smartweed, Green
Goosefoot, Nettleleaf	Smartweed, Pennsylvania
Henbit	Sneezeweed, Bitter
Jimsonweed	Sowthistle, Annual
Knotweed	Sowthistle, Spiny
Kochia	Spikeweed, Common
Ladysthumb	Spurge, Prostrate
Lambsquarters Common	Spurry, Corn
Lambsquarters (triazine resistant)	Starbur, Bristly
Lettuce, Prickly	Sumpweed, Rough
Mallow, Common	Sunflower, Common (Wild)
Mallow, Venice	Sunflower, Volunteer
Mare's Tail (Horseweed)	Thistle, Russian
Mayweed	Velvetleaf
Morningglory, Ivyleaf	Waterhemp
Morningglory, Tall	Waterprimrose, Winged
Mustard, Tansy	Wormwood, Annual
Mustard, Wild	
Mustard (Yellowtops)	

BIENNIALS	
Burdock, Common Carrot, Wild (Queen Anne's Lace) Cockle, White Evening Primrose, Common Geranium, Carolina Gromwell Knapweed, Diffuse Knapweed, Spotted Mallow, Dwarf	Plantain, Bracted Ragwort, Tansy Starthistle, Yellow Sweetclover Teasel Thistle, Bull Thistle, Milk Thistle, Musk Thistle, Plumeless

PERENNIALS	
*Alfalfa Artichoke, Jerusalem Aster, Spiny Aster, Whiteheath Beadstraw, Smooth Bindweed, Field Bindweed, Hedge Blueweed, Texas *Bursage, (Bur Ragweed, Lakeweed, Povertyweed) Bursage, Woollyleaf (Lakeweed) Buttercup, Tall Campion, Bladder Chickweed, Field Chickweed (Mouseear, Canada) Chicory *Clover, Hop *Dandelion, Common *Dock Broadleaf (Bitterdock) *Dock, Curly Dogbane, Hemp *Dogfennel (Cypressweed) Fern, Bracken Garlic, Wild Goldenrod, Canada Goldenrod, Missouri Goldenweed, Common Hawkweed Henbane, Black Horsenettle, Carolina Ironweed Knapweed, Black Knapweed, Russian	Milkweed, Climbing Milkweed, Common Milkweed, Honeyvine Milkweed, Western Whorled Nettle, Stinging Nightshade, Silverleaf (White Horsenettle) Onion, Wild *Plantain, Broadleaf *Plantain, Buckhorn Pokeweed Ragweed, Western Redvine Sericia Lespedeza Smartweed, Swamp Snakeweed, Broom *Sorrel, Red (Sheep Sorrel) Sowthistle Sowthistle, Perennial Spurge, Leafy Sundrop, Halfshrub (Evening Primrose) Thistle, Canada Toadflex, Dalmation Tropical Soda Apple Trumpetcreeper (Buckvine) Vetch Waterhemlock Waterprimrose, Creeping *Woodsorrel, Creeping Common Yellow Wormwood, Common Wormwood, Louisiana *Yankeeweed Yarrow, Common

*Noted perennials may be controlled using DICAMBA DMA 4# AG at rates lower than those recommended for other listed perennial weeds. (See application rates and timing sections in this label.)

WOODY	
Alder	Locust, Black
Ash	Maple
Aspen	Mesquite
Basswood	Oak
Beech	Oak, Poison
Birch	Olive, Russian
*Blackberry	Persimmon, Eastern
*Blackgum	Pine
*Cedar	*Plum, Sand (Wild Plum)
Cherry	Poplar
Chinquapin	Rabbitbrush
Cottonwood	*Redcedar, Eastern
*Creosotebush	*Rose, McCartney
Cucumbertree	*Rose, Multiflora
*Dewberry	Sagebrush, Fringed
*Dogwood	Sassafras
Elm	Serviceberry
Grape	Spicebush
*Hawthorn (Thornapple)	Spruce
Hemlock	Sumac
Hickory	*Sweetgum
Honeylocust	Sycamore
Honeysuckle	Tarbush
Hornbeam	Willow
Huckleberry	Witchhazel
Huisache	*Yaupon
Ivy, Poison	*Yucca
Kudzu	

*Growth suppression

FIELD, SEED*, POPCORN* AND SILAGE CORN

Observe all precautions, mixing, and application instructions as well as the following:

* Do not apply DICAMBA DMA 4# AG to seed corn or popcorn without first verifying with your local seed corn company (supplier) the Dicamba selectivity on your inbred line or variety of popcorn. This precaution will help avoid potential injury of sensitive varieties.

DICAMBA DMA 4# AG is not registered for use on sweet corn.

Direct contact of DICAMBA DMA 4# AG with corn seed must be avoided. If corn seeds are less than 1 1/2 inches below the surface, delay application until corn has emerged.

Up to 2 applications of DICAMBA DMA 4# AG may be made during a growing season. Do not exceed a total of 1 1/2 pints of DICAMBA DMA 4# AG per treated acre per crop year. Allow two weeks or more between applications of DICAMBA DMA 4# AG. See appropriate section for rate information. For combination options or sequential treatments, refer to appropriate section.

Applications of DICAMBA DMA 4# AG to corn during periods of rapid growth may result in temporary leaning. Corn will usually become erect within 3 to 7 days. Cultivation should be delayed until after corn is growing

normally to avoid breakage.

Agriculturally approved surfactants or sprayable fertilizers (1/2 to 1 gallon per acre of 28%, 30% or 32% urea ammonium nitrate or 2.5 pounds per acre spray grade ammonium sulfate¹) may be added to the spray mixture to improve postemergence weed control, particularly in dry growing conditions.

Do not use adjuvants containing penetrants such as petroleum-based oils after crop emergence or crop injury may result.

Corn may be harvested or grazed for feed once the crop has reached the ensilage (milk) stage or later in maturity.

Several synthetic pyrethroid insecticides are labeled for tank mix applications of dicamba. Refer to their label for specific recommendations.

WEEDS CONTROLLED

DICAMBA DMA 4# AG will control many ANNUAL broadleaf weeds or give growth suppression of many PERENNIAL broadleaf weeds commonly found in corn. (Refer to the GENERAL WEED LIST).

For best performance, make application when weeds have emerged and are actively growing.

Preemergence control of cocklebur, velvetleaf, and jimsonweed may be reduced if conditions such as low temperature or lack of soil moisture cause delayed or deep germination of weeds.

¹Not for use in California.

PREPLANT/PREEMERGENCE IN NO-TILLAGE CORN

Applications of DICAMBA DMA 4# AG may be made before, during, or after planting to emerged and actively growing broadleaf weeds. Apply DICAMBA DMA 4# AG at 1 pint per treated acre on medium or fine textured soils containing 2% or greater organic matter. Use 1/2 pint per treated acre on coarse textured soils (sand, sandy loam, and loamy sand) or medium and fine textured soils with less than 2% organic matter.

When planting into a legume sod (e.g., alfalfa or clover), apply DICAMBA DMA 4# AG after 4 to 6 inches of regrowth has occurred.

PREEMERGENCE IN CONVENTIONAL OR REDUCED TILLAGE CORN

DICAMBA DMA 4# AG may be applied after planting and prior to corn emergence. Application at 1 pint per treated acre may be made to medium or fine textured soils, which contain 2% or greater organic matter. DO NOT apply to coarse textured soils (sand, sandy loam, and loamy sand) until after crop emergence (see Early Postemergence uses below).

Preemergence application of DICAMBA DMA 4# AG does not require mechanical incorporation to become active. A shallow mechanical incorporation is recommended if application is not followed by adequate rainfall or sprinkler irrigation. Avoid tillage equipment (e.g., drags, harrows) which concentrates treated soil over seed furrow.

EARLY POSTEMERGENCE (ALL TILLAGE SYSTEMS) (Spike through 8-inch tall corn)

DICAMBA DMA 4# AG at 1 pint per treated acre may be applied during the period from corn emergence through the five leaf stage or 8 inches tall, whichever comes first. Reduce the rate to 1/2 pint per treated acre

if corn is growing on coarse textured soils (sand, sandy loam, and loamy sand). See LATE POSTEMERGENCE APPLICATIONS given below if the 6th true leaf is emerging from whorl or corn is greater than 8 inches tall.

**LATE POSTEMERGENCE (ALL TILLAGE SYSTEMS)
(8 to 36 inch tall corn)**

Application of DICAMBA DMA 4# AG at 1/2 pint per treated acre may be made from 8 to 36 inch tall corn or 15 days before tassel emergence, whichever comes first. For best performance, make applications when weeds are less than 3 inches tall.

Make directed spray application when (1) corn leaves prevent proper spray coverage; (2) sensitive crops are growing nearby; (3) tank mixing with 2,4-D.

DO NOT apply DICAMBA DMA 4# AG when soybeans are growing nearby if any of these conditions exist:

- corn is more than 24 inches tall
- soybeans are more than 10 inches tall
- soybeans have begun to bloom

OVERLAY (SEQUENTIAL) TREATMENTS

DICAMBA DMA 4# AG may be applied to ground previously treated with one or more of the following herbicides registered for use in corn:

acetochlor (Surpass®, Harness® Plus) alachlor (Lasso®, Lasso MT®, Partner®) atrazine Bicep® Broadstrike® + Dual® Broadstrike® Plus Bronco® Bullet® butylate (Sutan® +/Genate™) Clarity® cyanazine (Bladex®) dimethenamid (Frontier®)	EPTC (Eradicane®) Extrazine® II glyphosate (Roundup®) Guardsman® halosulfuron (Battalion®, Permit®) Lariat® Marksman® metolachlor (Dual®) paraquat (Gramoxone®) pendimethalin (Prowl®) propachlor (Ramrod®) simazine (Princep®) Surpass® 100
---	--

Apply DICAMBA DMA 4# AG at 1/2 pint per treated acre to ground previously treated with full rates of Clarity or Marksman herbicides. Allow at least 2 weeks between applications.

READ AND FOLLOW LABEL DIRECTIONS FOR EACH OF THE ABOVE PRODUCTS.

TANK MIX TREATMENTS FOR CORN

DICAMBA DMA 4# AG may be tank mixed with one or more of the following herbicides for control of grasses or additional broadleaf weeds. Read and follow the label of each tank mix product used for precautionary statements, directions for use, rates and timings, and other restrictions.

16
51

RATES AND TIMINGS

DICAMBA DMA 4# AG Plus	Preplant/ Pre- emergent (No tillage Corn)	Pre- emergent (Conventional or Reduced Tillage Corn)	Early Post- Emergent (All Tillage Systems)	Late Post- Emergent (All Tillage Systems)	Additional Directions
Accent® (nicosulfuron)	-	-	1/2-1 oz a.i./A	1/2-1 oz a.i./A (To improve spray coverage of weeds and reduce risk of corn injury, use drop pipes to direct spray beneath corn leaves when corn is greater than 8 inches tall)	Application may be made to emerged weeds before corn is greater than 24 inches tall. Use non- ionic surfactant at .25% (v/v) with this tank mixture.
Atrazine	1 1/4 - 2 lbs a.i./A	1 1/4 - 2 lbs a.i./A	1 1/4 - 2 lbs a.i./A Crop oil concentrates may be used with this mixture if corn is 5 inches or less in height.	1 1/4 - 2 lbs a.i./A Do not apply if corn is greater than 12 inches tall.	Application may be made before grasses are 1 1/2" tall. Follow all state and Federal restrictions pertaining to atrazine applications.

DICAMBA DMA 4# AG Plus	Preplant/ Pre- emergent (No tillage Corn)	Pre- emergent (Conventional or Reduced Tillage Corn)	Early Post- Emergent (All Tillage Systems)	Late Post- Emergent (All Tillage Systems)	Additional Directions
Beacon® (primisulfuron)	-	-	0.31 - 0.62 oz a.i./A	0.31 - 0.62 oz a.i./A (To improve spray coverage of weeds and reduce risk of corn injury, use drop pipes to direct spray beneath corn leaves when corn is greater than 8 inches tall.)	Application may be made to emerged weeds when corn is 4 to 24 inches tall. Use non-ionic surfactant at 0.25% (v/v) with this tank mixture.
Bladex® (cyanazine)	1 1/4 - 4 lbs a.i./A	1 1/4 - 4 lbs a.i./A	1/4 - 2 lbs a.i./A (Use the 90DF formulation only, after corn emer- gence.)	-	Application may be made before grasses are 1 1/2 inches tall, and before corn is beyond the 4-leaf stage.
Dual® (metolachlor)	1 1/2 - 3 lbs a.i./A	1 1/2 - 3 lbs a.i./A (Use only on fine or medium textured soils with 2 1/2% or greater organic matter.)	1 1/2 - 3 lbs a.i./A	-	Application may be made before grasses reach the 2-leaf stage and before corn is greater than 3 inches tall.

DICAMBA DMA 4# AG Plus	Preplant/ Pre- emergent (No tillage Corn)	Pre- emergent (Conventional or Reduced Tillage Corn)	Early Post- Emergent (All Tillage Systems)	Late Post- Emergent (All Tillage Systems)	Additional Directions
Frontier® (dimethenami d)	13 - 25 fl oz/A	13 - 25 fl oz/A (Use only on fine or medium textured soils with 2.5% or grater organic matter.)	13 - 25 fl oz/A	-	Application may be made up to 8-inch tall corn. This treatment must be combined with a herbicide that provides post- emergence control of grass weeds if they are greater than 1 inch tall at the time of application.
Frontier® 6.0 (dimethena- mid)	16 - 32 fl oz/A	16 - 32 fl oz/A (Use only on fine or medium textured soils with 2.5% or greater organic matter.)			Application may be made up to 8-inch tall corn. This treatment must be combined with a herbicide that provides postemergence control of grass weeds if they are greater than 1 inch tall at the time of application.
Gram- oxone® (paraquat)	1/4-1 lb a.i./A	1/4-1 lb a.i./A	-	-	Application may be made to emerged weeds but prior to corn emergence.
Harness® Plus or Surpass® (acetochlor)	1 1/2 - 3 lbs. ai/A	1 1/2 - 3 lbs. ai/A (Use only on fine or medium textured soils with 2.5% or greater organic matter)	-	-	Application should be made prior to corn emergence

DICAMBA DMA 4# AG Plus	Preplant/ Pre- emergent (No tillage Corn)	Pre- emergent (Conventional or Reduced Tillage Corn)	Early Post- Emergent (All Tillage Systems)	Late Post- Emergent (All Tillage Systems)	Additional Directions
Lasso® (alachlor)	1 1/2-4 lbs a.i./A	1 1/2 - 4 lbs a.i./A (Use only on fine textured soils with greater than 2.5% organic matter.)	1 1/2 - 4 lbs a.i./A	-	Application may be made before grasses reach the 2-leaf stage and before corn is greater than 3 inches tall. If microencapsulated forms of alachlor are used (Lasso MT Partner), applications must be made prior to grass emergence.
Princep® (simazine)	2.0-3.0 lbs a.i./A	2.0-3.0 lbs a.i./A	-	-	Application may be made prior to corn or weed emergence.
Prowl® (pendimeth- alin)	-	3/4 - 1 1/2 lbs a.i./A (Use only on fine or medium textured soils with 2 1/2% or greater organic matter.)	3/4 - 1 1/2 lbs a.i./A	-	Application may be made immediately after planting but prior to weed emergence. Corn should not be beyond the 2-leaf stage of growth.
Roundup® (glyphosate)	1.0-3.0 lbs a.i./A	1.0-3.0 lbs a.i./A	-	-	Application may be made to emerged weeds but prior to corn emergence.

DICAMBA DMA 4# AG Plus	Preplant/ Pre- emergent (No tillage Corn)	Pre- emergent (Conventional or Reduced Tillage Corn)	Early Post- Emergent (All Tillage Systems)	Late Post- Emergent (All Tillage Systems)	Additional Directions
Stinger® (clopyralid)			0.035 - 0.07 lb a.i./A	0.035 - 0.07 lb a.i./A	Applications may be made any time after corn emergence through 24-inch tall corn. Use drop nozzles to direct spray after corn exceeds the 8-inch stage. Apply when the majority of the thistle-plants have emerged and are at least 4 inches in height, but before bud stage. Use higher rates listed for stand reduction of larger thistle plants or heavier infestations. Lower rates listed may provide seasonal thistle suppression only.
Tough® 3.75 EC (pyridate)			0.47 lb a.i./A	0.47 - 0.94 lb a.i./A	Applications may be made to emerged, actively growing weeds. Directed applications are recommended when corn is large enough to prevent spray coverage.
2,4-D	1/4-1/2 lb a.i./A	1/4-1/2 lb a.i./A	Not recom- mended	1/8 lb a.i./A	Drop pipes are to be used when corn height is 8 inches or greater. Keeping the spray off the corn leaves and out of the whorl will reduce the likelihood of crop injury and improve spray coverage of weed foliage.

COTTON

PREPLANT APPLICATION: Apply up to 8 fluid ounces of DICAMBA DMA 4# AG per acre to control emerged broadleaf weeds prior to planting cotton in conventional or conservation tillage systems. For best performance, apply DICAMBA DMA 4# AG when weeds are in the 2 – 4 leaf stage and rosettes are less than 2" across.

Following application of DICAMBA DMA 4# AG and a minimum accumulation of 1" of rainfall or overhead irrigation, a waiting interval of 21 days is required per 8 fluid ounces per acre or less. These intervals must be observed prior to planting cotton.

Do not apply preplant to cotton west of the Rockies.

Do not make DICAMBA DMA 4# AG preplant applications to geographic areas with average annual rainfall less than 25".

If applying a spring preplant treatment following application of a fall preplant (postharvest) treatment, then the combination of both treatments may not exceed 2 pounds acid equivalent per acre.

COTTON TANK MIXES

For control of grasses or additional broadleaf weeds, DICAMBA DMA 4# AG may be tank mixed with Bladex®, Caparol®, Gramoxone® Extra, and Roundup Ultra® RT herbicides.

¹Not for use in California.

SORGHUM (MILO)

Observe all precautions, including the reference to crops growing under stress.

Read and follow mixing and application instructions.

Applications of DICAMBA DMA 4# AG to sorghum during periods of rapid growth may result in temporary leaning of plants or rolling of leaves. These effects are usually outgrown within 10 to 14 days.

Do not graze or feed treated sorghum forage or silage prior to mature grain stage. If sorghum is grown for pasture or hay, refer to the pasture use section of this label. Do not apply DICAMBA DMA 4# AG to sorghum grown for seed production.

Make no more than one application per growing season.

WEEDS CONTROLLED

DICAMBA DMA 4# AG, when applied at the recommended rate for sorghum, will control many actively growing ANNUAL broadleaf weeds and will reduce competition from established PERENNIAL broadleaf weeds as well as control their seedlings. (Refer to GENERAL WEED LIST).

RATES AND TIMINGS

DICAMBA DMA 4# AG may be applied to emerged and actively growing weeds at least 15 days prior to planting. Postemergence application of DICAMBA DMA 4# AG must be made after sorghum is in the spike stage (all sorghum emerged) but before sorghum is 15 inches tall. For best performance, make applications when sorghum is in the 3 to 5 leaf stage and weeds are small (less than 3 inches tall). Use drop pipes (drop

nozzles) if sorghum is taller than 8 inches. Keeping the spray off the sorghum leaves and out of the whorl will reduce the likelihood of crop injury and improve spray coverage of weed foliage.

Broadcast rate per treated acre:

1/2 pint (1/4 lb. a.i.)

TANK MIX TREATMENTS

DICAMBA DMA 4# AG plus Atrazine:

For improved control of emerged, actively growing broadleaf weeds including triazine resistant species and added suppression of perennial broadleaf weeds, tank mix 1/2 pint DICAMBA DMA 4# AG with 0.5 to 1.25 lbs. a.i. atrazine per treated acre. For control of grasses (less than 1.5 inches tall), tank mix 1/2 pint DICAMBA DMA 4# AG with 2 lbs. a.i. atrazine per treated acre. For best performance and minimal crop injury, make application when sorghum is 3-8 inches tall and when broadleaf weeds are small (less than 6 inches tall). Application of atrazine must be made before sorghum is beyond 12 inches tall. The atrazine rate will depend upon soil texture and length of residual weed control desired. Follow all state and Federal restrictions pertaining to atrazine applications.

DICAMBA DMA 4# AG plus Buctril®:

For improved control of broadleaf weeds, tank mix 1/2 pint DICAMBA DMA 4# AG with 1 - 1 1/2 pint Buctril® herbicide per treated acre. Make application at 4 leaf to 15-inch tall sorghum. Use drop nozzles to direct spray beneath sorghum leaves when sorghum is greater than 8 inches tall.

READ AND FOLLOW THE LABEL OF EACH TANK MIX PRODUCT USED FOR PRECAUTIONARY STATEMENTS, DIRECTIONS FOR USE, APPLICATION RATES AND TIMINGS, AND OTHER RESTRICTIONS.

OVERLAY (SEQUENTIAL) TREATMENTS

DICAMBA DMA 4# AG may be applied to ground previously treated with one or more of the following herbicides:

Herbicide	Maximum Rate Per Treated Acre (lbs.a.i.)
alachlor (Lasso®) (Screen®-treated seed)	4
atrazine ¹	2.5
metolachlor (Dual®) (Concep®-treated seed)	2.5
propachlor (Ramrod®)	5

¹Maximum use rate for atrazine is determined by soil type, tillage practices used, surface residue, and state or local restrictions. Follow the more restrictive requirements when determining the maximum use rate for atrazine.

PREHARVEST USES

FOR USE ONLY IN THE STATES OF TEXAS AND OKLAHOMA

DICAMBA DMA 4# AG may be applied for weed suppression any time after the sorghum has reached the soft dough stage. An agriculturally approved surfactant may be used to improve performance. For aerial applications use at least 2 gallons of water-based carrier per treated acre.

Delay harvest until 30 days after treatment.

Broadcast rate per treated acre:
1/2 pint (1/4 lb. a.i.)

**SMALL GRAINS (WHEAT, BARLEY AND OATS)
NOT UNDERSEEDED TO LEGUMES**

IMPORTANT

Observe all precautions. Read and follow cleaning, mixing and application instructions.

If small grains are used for pasture or hay, the following restrictions apply:

- * Animals cannot be removed from treated area for slaughter prior to 30 days after last application.
- * There is no waiting period between treatment and grazing for non-lactating dairy animals.
- * Treated areas may not be grazed by lactating dairy animals before 7 days after treatment.
- * Do not harvest hay from treated areas before 37 days after treatment.

NOTE: Observe all precautions and restrictions on the labels of products used in tank mix treatments.

WEEDS CONTROLLED

DICAMBA DMA 4# AG or combinations with listed tank mix partners will provide control or suppression of the annual broadleaf weeds listed below. For improved control of listed weeds, it is recommended that DICAMBA DMA 4# AG be applied in a tank mix with other herbicides. Refer to specific crop for tank mix options.

Alkanet(1)	Mustard Treacle(1)
Bedstraw, Catchweed(1)	Mustard, Tumble (Jim Hill)(1)
Bindweed, Field(2)	Mustard, Wild(1)
Buckwheat Tartary	Nightshade, Black
Buckwheat, Wild	Nightshade, Cutleaf(1)
Carpetweed(1)	Nightshade Silverleaf(2) (White Horsenettle)
Chamomile, Corn	Pennycress, Field (Fanweed, Frenchweed, Stinkweed)
Chervil, Bur(1)	Pepperweed, Peppergrass(1)
Chickweed, Common(1)	Pigweed, Redroot (Carelessweed)
Cockle, Corn	Pigweed, Rough
Cockle, Cow	Pigweed, Tumble
Cocklebur, Common	Pineappleweed(1)
Cornflower (Bachelorbutton)(1)	Plantain, Broadleaf(2)
Dandelion, Common(2)	Poppy, Red Horned(1)
Dock, Curly(2)	Puncturevine(1)
Dragonhead, American(1)	Purslane, Common
Evening Primrose, Cutleaf(1)	Radish, Wild(1)
Falseflax Smallseeded(1)	Ragweed, Common
Fiddleneck, (Tarweed)(1)	Ragweed, Giant (Buffaloweed)(1)
Flixweed(1)	Rocket, London (1)
Fumitory(1)	Rocket, Yellow(1)
Gromwell, Corn(1)	Salsify (Goatsbeard)(1)
Groundsel, Common(1)	Shepherdspurse(1)
Hempnettle(1)	Smartweed, Green
Henbit	Smartweed, Pennsylvania
Jacobs Ladder (1)	Sorrel, Red (Sheep Sorrel)(1)
Knawel (German Moss)	Sowthistle, Annual
Knotweed, Prostrate	Starthistle, Yellow(1)
Kochia	Sunflower, Common (Wild)
Ladysthumb	Thistle, Canada(2)
Lambsquarters, Common	Thistle, Russian
Lettuce, Miners(1)	Velvetleaf
Lettuce, Prickly	Vetch(1)
Mallow, Common	Yarrow, Common(2)
Mayweed, Chamomile (Dogfennel)(1)	
Mustard, Blue (Purple)(1)	
Mustard, Tansy	

(1) These weeds will be controlled with DICAMBA DMA 4# AG tank mixtures. Refer to tank mix label for specific weeds controlled.

(2) DICAMBA DMA 4# AG tank mixes will provide suppression of established broadleaf weeds and control their seedlings.

RATES AND TIMINGS

Application of DICAMBA DMA 4# AG may be made before, during or after planting small grains. For best performance, make applications when weeds are in the 2-3 leaf stage and rosettes are less than 2 inches across. Application of DICAMBA DMA 4# AG to small grains during periods of rapid growth may result in crop leaning. This condition is temporary and will not reduce crop yields.

Use DICAMBA DMA 4# AG at 2 to 4 fluid ounces per treated acre in wheat, fall seeded barley, and oats, and

at 2 to 3 fluid ounces per treated acre in spring seeded barley. Use the higher level of listed rate ranges when treating difficult to control weeds such as kochia, wild buckwheat, cow cockle, prostrate knotweed, Russian thistle, and prickly lettuce or when dense vegetative growth occurs.

DICAMBA DMA 4# AG used in a tank mix with other herbicides offers the best spectrum of weed control and herbicide tolerant or resistant weed management. Refer to specific crop for DICAMBA DMA 4# AG rate and application timing.

For applications prior to the emergence of weeds or when sulfonylurea resistant weeds are present or suspected, use a minimum of 3 fluid ounces per treated acre of DICAMBA DMA 4# AG with a tank mix herbicide. Non-sulfonylurea herbicides such as 2,4-D or MCPA tank mixed with DICAMBA DMA 4# AG will offer more consistent control of sulfonylurea resistant weeds.

When tank mixing with sulfonylurea herbicides, such as Ally®, Amber®, Express®, Finesse®, Glean® and Harmony® Extra, use an agriculturally approved surfactant of at least 80% active ingredient at the rate of 1-4 pints/100 gallons of spray or not more than 0.25-0.5% by volume. Use the highest rate of surfactant when using the lower rate ranges of the tank mix and/or when treating more mature and difficult to control weeds or dense vegetative growth.

FALL AND SPRING SEEDED WHEAT

DICAMBA DMA 4# AG MUST BE APPLIED TO FALL SEEDED WHEAT PRIOR TO THE JOINTING STAGE. APPLICATIONS TO SPRING SEEDED WHEAT MUST BE MADE BEFORE WHEAT REACHES THE 6 LEAF STAGE.

TANK MIX TREATMENTS

DICAMBA DMA 4# AG may be tank mixed with one or more of the following herbicides. Read and follow the label of each tank mix product used for precautionary statements, directions for use, weeds controlled, geographic and other restrictions.

Broadcast rate per treated acre:

(1) Apply 2-4 fluid ounces DICAMBA DMA 4# AG with:

Product	Active Ingredient	Formulation	Amount of Product Per Acre
2,4-D Amine or Ester	2,4-D	4 lb/gal	8-12 fluid oz (.25-.375 lb a.i./A)(2)
MCPA Amine or Ester	MCPA	4 lb/gal	8-12 fluid oz (.25-.375 lb a.i./A)(2)
Ally®	metsulfuron-methyl	60% DF	1/10 oz
Amber®	triasulfuron	75% DF	0.28 oz
Express®	thifensulfuron + tribenuron-methyl	75% DF	1/6 oz
Finesse®	chlorsulfuron + metsulfuron-methyl	75% DF	1/3 oz
Glean®	chlorsulfuron	75% DF	1/6 oz
Harmony® Extra	thifensulfuron + tribenuron-methyl	75% DF	1/3 oz
Buctril®	bromoxynil (3)	2 lb/gal	1-1.5 pts
Bronate®	bromoxynil + MCPA	4 lb/gal	1-2 pts
Curtail®	clopyralid + 2,4-D	2.38 lb/gal	2-2 2/3pts
Stinger®	clopyralid	3 lb/gal	1/4-1/3 pt
Karmex® (4)	diuron (3)	80% DF	1/2-1.5 lbs
Sencor® (4)	metribuzin (3)	75% DF	1-10 oz
Dakota® (5)	fenoxaprop-ethyl+MCPA	3.1 lb/gal	16 fluid oz
Tiller® (5)	fenoxaprop-ethyl + MCPA + 2,4-D	2.7 lb/gal	1-1.7 pts

(1) Early developing wheat varieties such as TAM 107, MADISON, or WAKEFIELD must receive application between early tillering and the jointing stage. Care should be taken in staging these varieties to be certain that the application occurs prior to the jointing stage.

(2) When using formulations other than 4 lbs/gal use pounds active/acre listed.

(3) Herbicides with the same active ingredient and/or different formulation may be used.

(4) Tank mixtures for fall seeded wheat only.

(5) Use 2 fluid ounces of DICAMBA DMA 4# AG only. Do not use if wild oats is the target weed. Do not use DICAMBA DMA 4# AG as a tank mix treatment with Dakota® or Tiller® on Durum wheat.

SPECIAL USE TANK MIXES FOR SPRING AND FALL SEEDED WHEAT
(See Footnotes for Applicable Uses)

BROADCAST RATE PER TREATED ACRE:

Apply 3-4(1) fluid ounces DICAMBA DMA 4# AG with:

Product(2)	Active Ingredient	Formulation	Amount of Product per Acre
2,4-D or MCPA Amine	2,4-D or MCPA	4 lb/gal	1 - 2 pts (3) (.5-1.0 lb a.i./A)(4)
2,4-D or MCPA Ester	2,4-D or MCPA	4 lb/gal	1 - 1.5 pts (3) (.5-.75 lb a.i./A)(4)
Ally®	metsulfuron-methyl	60% DF	1/20 - 1/10 oz
Amber®	triasulfuron	75% DF	0.14 - 0.28 oz
Express®	thifensulfuron + tribenuron-methyl	75% DF	1/12 - 1/6 oz
Finesse®	chlorsulfuron + metsulfuron-methyl	75% DF	1/6 - 1/3 oz
Glean®	chlorsulfuron	75% DF	1/6 oz
Harmony® Extra	thifensulfuron + tribenuron-methyl	75% DF	1/6 - 1/3 oz
Ally® + 2,4-D Amine or Ester(5)	metsulfuron-methyl + 2,4-D	60% DF + 4 lb/gal	1/20 - 1/10 oz + 8 fluid oz
Amber® + 2,4-D Amine or Ester(5)	triasulfuron + 2,4-D	75% DF + 4 lb/gal	0.14 - 0.28 oz + 8 fluid oz
Express® + 2,4-D Amine or Ester(5)	(thifensulfuron + tribenuron-methyl) + 2,4-D	75% DF + 4 lb/gal	1/12 - 1/6 oz + 8 fluid oz
Finesse® + 2,4-D Amine or Ester(5)	(chlorsulfuron + metsulfuron-methyl) + 2,4-D	75% DF + 4 lb/gal	1/6 - 1/3 oz + 8 fluid oz
Glean® + 2,4-D Amine or Ester(5)	chlorsulfuron + 2,4-D	75% DF + 4 lb/gal	1/6 oz + 8 fluid oz
Harmony® Extra + 2,4-D Amine or Ester(5)	(thifensulfuron + tribenuron-methyl) + 2,4-D	75% DF + 4 lb/gal	1/6 - 1/3 oz + 8 fluid oz
Roundup® RT(6)	glyphosate	3.0 lb/gal	12-16-fluid oz

(1) DICAMBA DMA 4# AG may be used at 6 fluid ounces on fall seeded wheat in Western Oregon as a spring application only. In CO, KS, NM, OK and TX up to 8 fluid ounces of DICAMBA DMA 4# AG may be applied on fall seeded wheat after it exceeds the 3 leaf stage for suppression of perennial weeds, such as field bindweed. Applications may be made in the fall following a frost but before a killing freeze. DICAMBA DMA 4# AG may be tank mixed with 2,4-D amine at 8 fluid ounces after wheat begins to tiller. Periods of extended stress such as cold and wet weather may enhance the possibility of crop injury. For fall applications only, do not use if the potential for crop injury is not acceptable.

(2) Do not use low rates of sulfonylurea herbicides, such as Ally, Amber, Express, Finesse, Glean, and Harmony Extra on more mature weeds and/or on dense vegetative growth.

(3) NOTE: For use on Fall Seeded Wheat Only. Do Not Use unless potential crop injury will be acceptable.

(4) When using formulations other than 4 lb/gal use pounds active/acre listed.

(5) Use for improved control of Russian thistle, flixweed, gromwell, mayweed and fiddleneck.

(6) DICAMBA DMA 4# AG may be applied at 2 fluid ounces with Roundup® RT or any glyphosate formulation labeled for use as a preplant application to small grains with no waiting period prior to planting.

Read and follow label directions of the tank mix product for adjuvant use recommendations.

When an adjuvant is to be used with this product, Arysta recommends the use of a Chemical Producers and Distributors Association (CPDA) certified adjuvant.

FALL SEEDED BARLEY

DICAMBA DMA 4# AG MUST BE APPLIED TO FALL SEEDED BARLEY PRIOR TO THE JOINTING STAGE.

NOTE: For spring barley varieties that are seeded during the winter months or later, follow the rates and timings given for Spring Seeded Barley.

TANK MIX TREATMENTS

DICAMBA DMA 4# AG may be tank mixed with one or more, but not limited to, the following herbicides. Read and follow the label of each tank mix product used for precautionary statements, directions for use, weeds controlled and geographic and other restrictions.

Broadcast rate per treated acre:

Apply 2-4 fluid ounces DICAMBA DMA 4# AG with:

Product (1)	Active Ingredient	Formulation	Amount of Product Per Acre
2,4-D Amine or Ester	2,4-D	4 lb/gal	8 fluid oz (.25 lb a.i./A)(2)
MCPA Amine or Ester	MCPA	4 lb/gal	8-12 fluid oz (.25-.375 lb a.i./A)
Ally®	metsulfuron-methyl	60% DF	1/20 - 1/10 oz
Amber®	triasulfuron	75% DF	0.14 - 0.28 oz
Express®	thifensulfuron + tribenuron-methyl	75% DF	1/12 - 1/6 oz
Finesse®	chlorsulfuron + metsulfuron-methyl	75% DF	1/6 - 1/3 oz
Glean®	chlorsulfuron	75% DF	1/6 oz
Harmony® Extra	thifensulfuron + tribenuron-methyl	75% DF	1/6 - 1/3 oz
Sencor®	metribuzin(3)	75% DF	1 - 10 oz
Buctril®	bromoxynil	2 lb/gal	1 - 1 1/2 pts
Bronate®	bromoxynil + MCPA	4 lb/gal	3/4 - 1 1/2 pts

(1) Do not use low rates of sulfonylureas (Ally®, Amber®, Express®, Finesse®, Glean®, and Harmony® Extra) on more mature weeds and/or on dense vegetative growth.

(2) When using formulations other than 4 lb/gal use pounds active/acre listed.

(3) Herbicides with the same active ingredient and/or different formulations may be used.

SPRING SEEDED BARLEY

DICAMBA DMA 4# AG MUST BE APPLIED BEFORE SPRING SEEDED BARLEY EXCEEDS THE 4 LEAF STAGE.

TANK MIX TREATMENTS

DICAMBA DMA 4# AG may be mixed with one or more of the following herbicides. Read and follow the label of each tank mix product used for precautionary statements, directions for use, weeds controlled and geographic and other restrictions.

Broadcast rate per treated acre:

Apply 2-3 fluid ounces DICAMBA DMA 4# AG with:

Product (1)	Active Ingredient	Formulation	Amount of Product Per Acre
MCPA Amine or Ester	MCPA	4 lb/gal	8-12 fluid oz (.25-.375 lb a.i./A)(2)
Ally®	metsulfuron-methyl	60% DF	1/20-1/10 oz
Amber®	triasulfuron	75% DF	0.14-0.28 oz
Express®	thifensulfuron + tribenuron-methyl	75% DF	1/12-1/6 oz
Finesse®	chlorsulfuron + metsulfuron-methyl	75% DF	1/6-1/3 oz
Glean®	chlorsulfuron	75% DF	1/6 oz
Harmony® Extra	thifensulfuron + tribenuron-methyl	75% DF	1/6-1/3 oz
Sencor®	metribuzin (3)	75% DF	1-10 oz
Buctril®	bromoxynil	2 lb/gal	1 - 1 1/2 pts
Bronate®	bromoxynil + MCPA	4 lb/gal	3/4 - 1 1/2 pts

(1) Do not use low rates of sulfonylureas (Ally®, Amber®, Express®, Finesse®, Glean®, and Harmony® Extra) on more mature weeds and/or on dense vegetative growth.

(2) When using formulations other than 4 lb/gal use pounds active/acre listed.

(3) Herbicides with the same active ingredient and/or different formulations may be used.

FALL AND SPRING SEEDED OATS

DICAMBA DMA 4# AG MUST BE APPLIED BEFORE SPRING SEEDED OATS EXCEED THE 5 LEAF STAGE. APPLICATIONS TO FALL SEEDED OATS MUST BE MADE PRIOR TO THE JOINTING STAGE.

TANK MIX TREATMENTS

DICAMBA DMA 4# AG may be tank mixed with one or more of the following herbicides. Read and follow the label of each tank mix product used for precautionary statements, directions for use, weeds controlled, geographic and other restrictions.

Broadcast rate per treated acre:

Apply 2-4 fluid ounces DICAMBA DMA 4# AG with:

Product	Active Ingredient	Formulation	Amount of Product Per Acre
MCPA Amine or Ester	MCPA	4 lb/gal	8-12 fluid oz (.25-.375 lb a.i./A)(1)

(1) When using formulations other than 4 lb/gal use pounds active/acre listed.

FALL AND SPRING SEEDED TRITICALE

EARLY SEASON APPLICATIONS

Apply 2-4 fluid ounces of DICAMBA DMA 4# AG to triticale.

Early season applications to fall-seeded triticale must be made prior to jointing stage.

Early season applications to spring-seeded triticale must be made before triticale reaches the 6-leaf stage.

TANK MIXES

For best performance, should be used in tank mix combination with bromoxynil.

SUGARCANE

Observe all precautions. Read and follow mixing and application instructions.

Consult your local or state authorities for possible application restrictions, especially concerning aerial applications and advice concerning special local use situations.

WEEDS CONTROLLED

DICAMBA DMA 4# AG, when applied at recommended rates, will control many ANNUAL, BIENNIAL and PERENNIAL broadleaf weeds commonly found in sugarcane. (Refer to GENERAL WEED LIST).

RATES AND TIMINGS

Application of DICAMBA DMA 4# AG may be made any time after weeds have emerged and are actively growing but before the close-in stage of sugarcane. Application rates and timing of DICAMBA DMA 4# AG are given below. Use the higher level of listed rate ranges when treating dense vegetative growth.

Weed Stage & Type	Broadcast Rate Per Treated Acre	
	Product Amount	Lbs. a.i.
Annual		
- Small, actively growing	1/2-1 pt.	1/4-1/2
- Established weed growth	1-1 1/2 pts.	1/2-3/4
Biennial		
	1-2 pts.	1/2-1
Perennial		
	2-4 pts.	1-2*

*Application made over the top of actively growing sugarcane may result in crop injury.

When possible, direct the spray beneath the sugarcane canopy in order to minimize the likelihood of crop injury. The use of directed sprays will also aid in maximizing spray coverage of weed foliage.

Retreatments may be made as needed; however, do not exceed a total of 4 pints (2 lbs. a.i.) of DICAMBA DMA 4# AG per treated acre during a growing season.

TANK MIX TREATMENTS

DICAMBA DMA 4# AG may be tank mixed with one or more of the following herbicides for control of grasses or additional broadleaf weeds. Read and follow the label of each tank mix product used for precautionary statements, directions for use, rates and timings, weeds controlled, geographic and other restrictions.

Herbicide	Rate Per Treated Acre (lbs.a.i.)
ametryn (Evik®)	2/5-8
asulam (Asulox®)	2-3 1/3
atrazine	2/5-4
2,4-D	1/2-3*

*Application of DICAMBA DMA 4# AG plus 2,4-D tank mix at the higher listed rate ranges may result in crop injury.

PASTURE, HAY, RANGELAND, AND GENERAL FARMSTEAD (Non-Cropland)

DICAMBA DMA 4# AG is recommended for use for pasture, hay, rangeland, general farmstead (non-cropland) (including fence rows and non-irrigation ditchbanks) for broadleaf weed and brush control. DICAMBA DMA 4# AG may also be applied to non-cropland areas for the control of broadleaf weeds in Noxious Weed Control Programs, Districts or Areas including broadcast or spot treatment of roadsides and highways, utilities, railroad and pipeline rights-of-way. Noxious weeds must be recognized at the state level but programs may be administered at state, county or other level.

Observe all precautions. Read and follow mixing and application instructions.

DICAMBA DMA 4# AG uses described in this section also pertain to small grains (such as barley, forage sorghum, oats, rye, sudangrass or wheat) grown for pasture use only.

NEWLY SEEDED AREAS, including small grains grown for pasture may be severely injured if rates of DICAMBA DMA 4# AG greater than 1 pint/A are applied.

ESTABLISHED GRASS CROPS growing under stress can exhibit various injury symptoms that may be more pronounced if herbicides are applied.

Bentgrass, carpetgrass, buffalograss and St. Augustine grass may be injured at rates exceeding 1 pint DICAMBA DMA 4# AG (1/2 lb a.i.) per treated acre. Usually colonial bentgrasses are more tolerant than creeping types. Velvetgrasses are most easily injured. Treatments will kill or injure alfalfa, clovers, lespedeza, wild winter peas, vetch and other legumes.

ANIMALS CANNOT BE REMOVED FROM TREATED AREA FOR SLAUGHTER PRIOR TO 30 DAYS AFTER LAST APPLICATION.

THERE IS NO WAITING PERIOD BETWEEN TREATMENT AND GRAZING FOR NON-LACTATING ANIMALS.

TIMING RESTRICTIONS FOR LACTATING DAIRY ANIMALS FOLLOWING TREATMENT:

DICAMBA DMA 4# AG Rate per Treated Acre	Days Before Grazing	Days Before Hay Harvest
Up to 1 pint (1/2 lb. a.i.)	7 days	37 days
Up to 1 quart (1 lb. a.i.)	21 days	51 days
Up to 2 quarts (2 lbs. a.i.)	40 days	70 days

NOTE: Observe all precautions and restrictions on labels of products used in tank mixtures.

MIXING AND APPLICATION

DICAMBA DMA 4# AG can be applied using water, oil in water emulsions including invert systems, or sprayable fluid fertilizer as a carrier. A COMPATIBILITY TEST (see COMPATIBILITY TEST section) should be made prior to tank mixing.

To prepare oil in water emulsions, half-fill spray tank with water, then add appropriate amount of emulsifier. With continuous agitation, slowly add the herbicide and then the oil (such as diesel oil or fuel oil) or a premix of oil plus additional emulsifier to spray tank. Complete filling of spray tank with water. Maintain vigorous agitation during spray operation to prevent oil and water from forming separate layers.

DICAMBA DMA 4# AG may be applied broadcast using either ground or aerial application equipment. When using ground equipment, apply 3 to 600 gallons of diluted spray per treated acre. Volume of spray applied will depend on the height, density, and type of weeds or brush being treated and on the type of equipment being used. When using aerial equipment apply 2 to 40 gallons of diluted spray per treated acre in a water-based carrier.

DICAMBA DMA 4# AG may be applied to individual clumps or small areas (SPOT TREATMENT) of undesirable vegetation using handgun or similar types of application equipment. Apply diluted sprays to allow complete wetting (up to run off) of foliage and stems.

Herbicide adjuvants or other spray additives (emulsifiers, surfactants, wetting agents, drift control agents,

or penetrants) may be used for wetting, penetration, or drift control. Spray additives must be agriculturally approved when used in pasture applications. If spray additives are used, read and follow all use recommendations and precautions on product label.

WEEDS CONTROLLED

DICAMBA DMA 4# AG, when applied at recommended rates, will give control many ANNUAL, BIENNIAL, and PERENNIAL broadleaf weeds, and many WOODY brush and vine species commonly found in pasture, hay, rangeland, and general farmstead (non-cropland) areas. (Refer to GENERAL WEED LIST). Noted (*) PERENNIAL weeds may be controlled with lower rates of either DICAMBA DMA 4# AG or DICAMBA DMA 4# AG plus 2,4-D. See the following RATES AND TIMINGS section.

RATES AND TIMINGS

Application rates and timing of DICAMBA DMA 4# AG are given below. Use the higher level of listed rate ranges when treating dense or tall vegetative growth.

Weed Stage and Type	Broadcast Rate per Treated Acre	
	Product Amount	Lbs. a.i.
Annual Small, actively growing Established weed growth	½ - 1 pint 1 - 1 ½ pints	¼ - ½ ½ - ¾
Biennial¹ Rosette diameter Less than 3 inches 3 inches or more Bolting	½ - 1 pint 1 - 2 pints 2 - 3 pints	¼ - ½ ½ - 1 1 - 1 ½
Perennial Suppression or top growth control Noted (*) perennials Other perennials	½ - 1 quart 1 - 2 quarts 2 quarts	½ - 1 1 - 2* 2*
Woody Brush and Vines Top growth suppression Top growth control ² Stems and stem suppression	½ - 1 quart 1 - 2 quarts 2 quarts	½ - 1 1 - 2* 2*

¹For best performance, make application when BIENNIAL WEEDS are in the rosette stage.

²Species noted in GENERAL WEED LIST section will require tank mixtures for adequate control.

*Rates above 2.0 lb a.i./A are spot treatments only. Do not broadcast apply more than 1 lb a.i./A.

Retreatments may be made as needed; however, do not exceed a total of 2 quarts (2 lbs. a.i.) of DICAMBA DMA 4# AG per treated acre during a growing season.

TANK MIX TREATMENTS

READ AND FOLLOW THE LABEL OF EACH TANK MIX PRODUCT USED FOR PRECAUTIONARY STATEMENTS, DIRECTIONS FOR USE, APPLICATION RATES AND OTHER RESTRICTIONS.

DICAMBA DMA 4# AG may be tank mixed with one or more of the following herbicides for control of grasses, additional broadleaf weeds, and woody brush and vines.

Herbicide	Rate Per Treated Acre (lbs. a.i.)
Pasture, hay, rangeland, and general farmstead (non-cropland) use:	
glyphosate (Roundup®)	3/4 - 3 3/4
metsulfuron methyl (Ally®)	0.0038-0.011
paraquat (Gramoxone®)	1/2 - 1
picloram (Tordon®)	1/8 - 3
triclopyr (Garlon®)	3/4 - 9
2,4-D	1/4 - 6

Due to the variations that may occur in formulated products and specific use ingredients (e.g. water supplies), a COMPATIBILITY TEST is recommended prior to actual tank mixing.

CUT SURFACE TREE TREATMENTS

DICAMBA DMA 4# AG may be applied as a cut surface treatment for control of unwanted trees and prevention of sprouts of cut trees. A mix of 1 part DICAMBA DMA 4# AG with 1 to 3 parts water should be used in application. Use the lower dilution when treating difficult-to-control species.

FRILL OR GIRDLE TREATMENTS: Make a continuous cut or a series of overlapping cuts using an axe to girdle tree trunk. Spray or paint cut surface with the DICAMBA DMA 4# AG/water mix.

STUMP TREATMENTS: Spray or paint freshly cut surface with the water mix. The area adjacent to the bark should be thoroughly wet.

Note: For more rapid foliar effects, 2,4-D may be added to the DICAMBA DMA 4# AG/water mix.

DORMANT APPLICATIONS FOR CONTROL OF MULTIFLORA ROSE

DICAMBA DMA 4# AG can be applied when plants are dormant as an undiluted SPOT-CONCENTRATE directly to the soil or as a LO-OIL BASAL BARK treatment using an oil-water emulsion solution.

SPOT-CONCENTRATE applications of DICAMBA DMA 4# AG should be applied directly to the soil as close as possible to the root crown but within 6-8 inches of the crown. On sloping terrain, application should be made to the uphill side of the crown. Do not make application when snow or water prevents applying DICAMBA DMA 4# AG directly to the soil. The use rate of DICAMBA DMA 4# AG is dependent on the canopy diameter of the multiflora rose. Examples: Use DICAMBA DMA 4# AG at 1/4, 1 or 2 1/4 fluid ounces of product respectively, for 5, 10 or 15 feet canopy diameters. Do not exceed a total of 2 quarts DICAMBA DMA 4# AG per acre per year.

LO-OIL BASAL BARK applications of DICAMBA DMA 4# AG should be applied to the basal stem region from the ground line up to a height of 12 to 18 inches. Spray until runoff, with special emphasis on covering the root crown. For best results, make application when plants are dormant. Do not make application after bud break or when plants are showing signs of active growth. Do not make application when snow or water prevents applying DICAMBA DMA 4# AG to the ground line. Refer to Mixing and Applications above in this section for method of preparing oil-in-water emulsion. Example for making approximately 2 gallons of a LO-OIL spray solution mixture: combine 1 1/2 gallons water plus 1 ounce emulsifier plus 1 pint DICAMBA DMA 4# AG plus 2 1/2 pints of No. 2 diesel fuel. Adjust amounts of materials used proportionately to the amount of final spray solution desired. Do not exceed 8 gallons of spray solution mix applied per acre per year.

CONSERVATION RESERVE PROGRAM (CRP) ACRES

DICAMBA DMA 4# AG is recommended for use on both newly seeded and established grasses grown in Conservation Reserve or Federal Set-Aside Programs.

Observe all precautions, mixing and application directions.

DICAMBA DMA 4# AG treatment will injure or may kill alfalfa, clovers, lespedeza, wild winter peas, vetch, and other legumes.

Agriculturally approved surfactants may be added to the spray mixture to improve postemergence weed control, particularly in dry growing conditions.

Do not use adjuvants containing penetrants such as petroleum based oils after grass emergence on newly seeded grasses.

NEWLY SEEDED AREAS

DICAMBA DMA 4# AG may be applied either preplant or postemergence to newly seeded grasses or small grains such as barley, oats, rye, sudangrass, wheat, or other grain species grown as a cover crop. Postemergence applications may be made after seedling grasses exceed the 3-leaf stage. Rates of DICAMBA DMA 4# AG greater than 1 pint per treated acre may severely injure newly seeded grasses. Preplant applications - injury to new seedlings may occur if intervals between application and grass planting is less than 45 days per pint of DICAMBA DMA 4# AG per treated acre West of the Mississippi River or 20 days per pint East of the Mississippi River.

ESTABLISHED GRASS STANDS

Established grass stands are perennial grasses planted one or more seasons prior to treatment. Certain species: bentgrass, carpetgrass, smooth brome, buffalograss or St. Augustine grass may be injured when treated with DICAMBA DMA 4# AG at rates exceeding 1 pint per treated acre.

WEEDS CONTROLLED

DICAMBA DMA 4# AG, when applied at recommended rates, will control many annual and biennial weeds and provide control or suppression of many perennial weeds. (Refer to GENERAL WEED LIST).

RATES AND TIMINGS

Application rates and timing of DICAMBA DMA 4# AG treatment are given below. Use the higher rate of the rate range when vegetation is either dense or tall, or when weeds are growing under stressed conditions such as drought or cool temperature.

Weed Stage and Type	Broadcast Rate Per Treated Acre	
	Amount of Formulated DICAMBA DMA 4# AG (pints)	Equivalent lbs. a.i.
Annuals		
- Small, actively growing	1/4-1	1/8-1/2
- Established weed growth	1	1/2
Biennials**		
- Rosette diameter		
a) Less than 3 inches	1/2-1	1/4-1/2
b) 3 inches or greater	1-2	1/2-1
c) Bolting biennial	2-3	1-1 1/2
Perennials**		
- Suppression/Control	2-4	1-2

* For best results, treat Biennial weeds with DICAMBA DMA 4# AG when they are in the rosette stage of growth. Retreatments may be made as needed; however, DO NOT EXCEED A TOTAL OF 2 QUARTS (2 lbs. a.i.) of DICAMBA DMA 4# AG per treated acre during a growing season.

** Biennial and Perennial weeds will require follow-up (sequential) treatments for seedling control and escapes.

TANK MIX TREATMENTS

To control grasses and additional broadleaf weeds, DICAMBA DMA 4# AG may be tank mixed with other herbicides registered for use in Conservation Reserve Programs such as 2,4-D, glyphosate (Roundup), paraquat (Gramoxone), metsulfuron (Ally) and others.

READ AND FOLLOW THE LABEL OF EACH TANK MIX PRODUCT USED FOR PRECAUTIONARY STATEMENTS, DIRECTIONS FOR USE, APPLICATION RATES, AND OTHER RESTRICTIONS.

ASPARAGUS

FOR USE ONLY IN THE STATES OF CALIFORNIA, OREGON, AND WASHINGTON

Observe all precautions. Read and follow mixing and application instructions.

If spray contacts emerged spears, crooking (twisting) of some spears may result. If such crooking occurs, discard affected spears.

Do not harvest prior to 24 hours after treatment. Do not use in the Coachella Valley of California.

Multiple applications may be made per growing season. Do not exceed a total of 1 pint of DICAMBA DMA 4# AG per treated acre per crop year.

RATES AND TIMINGS

Apply DICAMBA DMA 4# AG to emerged and actively growing weeds in 40 to 60 gallons of diluted spray per treated acre immediately after cutting the field, but at least 24 hours before the next cutting.

Weeds	Rate Per Treated Acre
Mustard, Black Pigweed, Redroot (Carelessweed) Sowthistle, Annual *Thistle, Canada Thistle, Russian	1/2-1 pt. (1/4-1/2 lb. a.i.)
*Bindweed, Field Chickweed, Common Goosefoot, Nettleleaf Radish, Wild Thistle, Milk	1 pt. (1/2 lb. a.i.)

DICAMBA DMA 4# AG may be applied in a tank mixture with either 2,4-D or Roundup herbicide for improved control of noted (*) weeds. READ AND FOLLOW 2,4-D OR Roundup Herbicide PRODUCT LABELING FOR PRECAUTIONARY STATEMENTS, DIRECTIONS FOR USE, APPLICATION RATES AND TIMINGS, AND OTHER RESTRICTIONS.

TURF AND LAWNS

FOR USE IN GENERAL FARMSTEAD (NON-CROPLAND) AND SOD FARMS

IMPORTANT

Observe all precautions. Read and follow mixing and application instructions.

To avoid injury to newly seeded grasses, application of DICAMBA DMA 4# AG should be delayed until after the second mowing. Furthermore, application rates in excess of 1 pint (1/2 lb. a.i.) per treated acre may cause noticeable stunting or discoloration of sensitive grass species such as bentgrass, carpetgrass, buffalograss, and St. Augustine grass.

In areas where roots of sensitive plants extend, do not apply in excess of 1/4 pint (1/8 lb. a.i.) of DICAMBA DMA 4# AG per treated acre on coarse textured (sandy-type) soils, or in excess of 1/2 pint (1/4 lb. a.i.) per treated acre on fine textured (clayey-type) soils. Do not make repeat applications in these areas for 30 days and until previous applications of DICAMBA DMA 4# AG have been activated in the soil by rain or irrigation.

WEEDS CONTROLLED

DICAMBA DMA 4# AG, when applied at recommended rates, will give control of many ANNUAL, BIENNIAL, and noted (*) PERENNIAL broadleaf weeds commonly found in turf. DICAMBA DMA 4# AG will also give growth suppression of many other listed PERENNIAL broadleaf weeds and WOODY brush and vine species. (Refer to GENERAL WEED LIST).

MIXING AND APPLICATION

Apply 30 to 200 gallons of diluted spray per treated acre (3 qts. to 4 1/4 gals. per 1,000 sq. ft.), depending on density or height of weeds treated and on the type of equipment used.

RATES AND TIMINGS

Use the higher level of listed rate ranges when treating dense vegetative growth.

Weed Stage & Type	Dicamba Herbicide		
	pints per treated acre	lbs. a.i. per treated acre	Teaspoons Per 1000 sq. ft.
Annual			
Small, actively growing	1/2-1	1/4-1/2	1-2 1/4
Established weed growth	1-1 1/2	1/2-3/4	2 1/4-3 1/4
Biennial Rosette diameter			
Less than 3 inches	1/2-1	1/4-1/2	1-2 1/4
3 inches or more	1-2	1/2-1	2 1/4-4 1/2
Perennials and Woody			
Brush and Vines	1-2	1/2-1	2 1/4-4 1/2

For best performance, apply when weeds are emerged and actively growing.

Retreatments may be made as needed; however, do not exceed a total of 2 pints (1 lb. a.i.) DICAMBA DMA 4# AG per treated acre during a growing season.

TANK MIX TREATMENTS

READ AND FOLLOW THE LABEL OF EACH TANK MIX PRODUCT USED FOR PRECAUTIONARY STATEMENTS, DIRECTIONS FOR USE, APPLICATION RATES AND TIMINGS AND OTHER RESTRICTIONS.

Tank mix treatments of DICAMBA DMA 4# AG may be made with 2,4-D, MCPA, MCPP, or bromoxynil for control of additional weeds listed on the tank mix product label.

Apply 1/5 to 1/2 pint (1/10 to 1/4 lb. a.i.) of DICAMBA DMA 4# AG per treated acre with 1/2 to 1 1/2 lbs. acid equivalent of 2,4-D, MCPA, or MCPP, or with 3/8 to 1/2 lb. a.i. of bromoxynil. Use the higher level of the listed rate ranges when treating established weeds. Repeat treatments may be made as needed; however, do not exceed 2 pints (1 lb. a.i.) of DICAMBA DMA 4# AG per treated acre during the growing season.

GRASS SEED CROPS

GRASSES GROWN FOR SEED SUCH AS BERMUDA GRASS, BLUEGRASS, FESCUE AND RYEGRASS

IMPORTANT

Observe all precautions. Read and follow mixing and application instructions.

Refer to the PASTURE, HAY, RANGELAND, AND GENERAL FARMSTEAD (NONCROPLAND AREAS) section for possible grazing and feeding restrictions.

Do not use on bentgrass unless possible crop injury can be tolerated.

WEEDS CONTROLLED

DICAMBA DMA 4# AG will provide control or suppression of annual broadleaf weeds listed below. For improved control of listed weeds plus additional weeds, it is recommended that DICAMBA DMA 4# AG be

applied in a tank mix with other herbicides.

Alfalfa (1)	Dock, Curly
Bedstraw, Catchweed	Hemlock, Poison
Bindweed, Field	Knapweed, Russian (1)
Buttercup, Corn	Knawel
Buttercup, Creeping	Kochia
Buttercup, Western Field	Knotweed, Prostrate
Catchfly, Nightflowering	Ladysthumb
Chamomile, Corn	Lambsquarters, Common
Chickweed, Common	Lettuce, Prickly
Chickweed, Mouseear	Mayweed (Dogfennel)
Clover	Ragwort, Tansy
Cockle, White	Sorrel, Red (Sheep Sorrel)
Dock, Broadleaf	Sowthistle, Annual
	Starwort, Little
	Thistle, Canada (1)

(1) Top growth control only.

RATES AND TIMINGS

Apply ½ to 1 pint of DICAMBA DMA 4# AG per treated acre on SEEDLING GRASS after the crop reaches the 3-5 leaf stage. Apply up to 2 pints of DICAMBA DMA 4# AG on well-established Perennial grass. DO NOT APPLY AFTER THE GRASS SEED CROP BEGINS TO JOINT. For best performance, make applications when weeds are in the 2-4 leaf stage and rosettes are less than 2 inches across. Use the higher level of listed rate ranges when treating more mature weeds or dense vegetative growth.

TANK MIX TREATMENTS

For control of grasses or additional broadleaf weeds, DICAMBA DMA 4# AG may be tank mixed with all broadleaf herbicides registered for use in Grass Seed Production. Read and follow the label of each tank mix product used for precautionary statements, directions for use, weeds controlled and geographic and other restrictions.

BROADCAST RATE PER TREATED ACRE:

Apply ½ to 2 pints DICAMBA DMA 4# AG with:

Product	Active Ingredient	Formulation	Amount of Product Per Acre
2,4-D Amine or Ester	2,4-D	4 lb/gal	1-4 pts (.5-2.0 lb a.i./A)(1)
MCPA Amine	MCPA	4 lb/gal	1-2 pts (.5-1.0 lb a.i./A)(1)
Buctril®	bromoxynil (2)	2 lb/gal	1-2 pts
Curtail®	clopyralid + 2,4-D	2.38 lb/gal	1 3/4-4 pts
Karmex®	diuron (2)	80% DF	2-4 lbs
Stinger®	clopyralid	3 lb/gal	1/4-1 pt

- (1) When using formulations other than 4 lb/gal use pounds active/acre listed.
- (2) Herbicides with the same common name and/or different formulations may be used.

ANNUAL GRASS CONTROL

For suppression of ANNUAL GRASS WEEDS such as:

Brome, Downy (Cheatgrass)
 Brome, Ripgut
 Fescue, Rattail
 Windgrass

Apply up to 4 pints of DICAMBA DMA 4# AG per treated acre in the fall or late summer after harvest and burning of established grass seed crops. Applications should be made immediately following first irrigation when the soil is moist and before weeds have more than 2 leaves.

PREPLANT DIRECTIONS (POST HARVEST/FALLOW/CROP STUBBLE/SET-A-SIDE) FOR BROADLEAF WEED CONTROL BEFORE WHEAT, CORN, SORGHUM, SOYBEANS

IMPORTANT

Observe all precautions. Read and follow mixing and application instructions.

WEEDS CONTROLLED

DICAMBA DMA 4# AG may be applied alone or in tank mix combinations with other herbicides registered for this use.

DICAMBA DMA 4# AG can be applied either POST HARVEST in the fall, spring or summer during the FALLOW period or to CROP STUBBLE/SET-A-SIDE acres. DICAMBA DMA 4# AG, when applied at the recommended rates, will control many ANNUAL broadleaf weeds; see the WEEDS CONTROLLED section under small grains. In addition, DICAMBA DMA 4# AG will control or suppress the following BIENNIAL and PERENNIAL broadleaf weeds:

Alfalfa (1)	Sowthistle, perennial (1)
Artichoke, Jerusalem	Spurge, leafy
Bindweed, Field	Thistle Bull
Bindweed, Hedge	Thistle, Canada (2)
Blueweed, Texas	Thistle, Milk
Bursage	Thistle, Musk
(Bur Ragweed)	Thistle, Plumeless
(Povertyweed)	Thistle, Scotch
(Lakeweed) (1)	Trumpetcreper (Buckvine)
Dandelion, Common (1)	
Dock, Curly (1)	
Dogbane, Hemp	
Garlic, Wild (2)	
Horsenettle, Carolina	
Knapweed, Diffuse	
Knapweed, Spotted	
Nightshade, Silverleaf	
Redvine	
Smartweed, Swamp	

(1) Perennials may be controlled using DICAMBA DMA 4# AG at rates lower than those recommended for other listed perennial weeds. (See RATES AND TIMINGS under this heading.)

(2) See the SPECIAL TANK MIX TREATMENTS section under this heading for specific control programs for these weeds.

RATES AND TIMINGS

Apply DICAMBA DMA 4# AG as a broadcast or spot treatment to emerged and actively growing weeds after crop harvest (post harvest) and before a killing frost or in the fallow cropland or crop stubble the following spring or summer. Agriculturally approved spray additives, such as surfactants or oils, may be used to enhance spray coverage and the herbicide's penetration of weed foliage. See Cropping restrictions for recommended interval between application and planting to prevent crop injury.

For best performance, make application when ANNUAL weeds are less than 6 inches tall, when BIENNIAL weeds are in the rosette stage and to PERENNIAL weed regrowth in late summer or fall following a mowing or tillage treatment. Most effective control of upright perennial broadleaf weeds, such as Canada thistle and Jerusalem artichoke, occurs if application is made when the majority of weeds, such as field bindweed and hedge bindweed, are best controlled when weeds are in or beyond the full bloom stage.

Avoid disturbing treated areas following application. Treatments may not kill weeds which develop from seed or underground plant parts, such as rhizomes or bulblets, after the effective period for DICAMBA DMA 4# AG. For seedling control, a follow-up program or other cultural practices could be instituted. For small grain in-crop uses of DICAMBA DMA 4# AG, see the RATE AND TIMINGS section under the SMALL GRAINS heading for details.

DICAMBA DMA 4# AG RATES PER TREATED ACRE

WEED TYPE	AMOUNT OF PRODUCT PER ACRE
Annual	1/2 - 1 pt (8 - 16 fl. oz.)
Biennial	1 - 2 pts (16 - 32 fl. oz.)
Perennial	1 - 4 pts (16 - 64 fl. oz.)
Perennial suppression	1 - 2 pts (16 - 32 fl. oz.)
Noted(1) perennials	2 - 4 pts (32 - 64 fl. oz.)
Other perennials	4 pts (64 fl. oz.)

Retreatments may be made as needed; however, do not exceed a total of 4 pints of DICAMBA DMA 4# AG per treated acre during any given fallow period.

TANK MIX TREATMENTS

DICAMBA DMA 4# AG may be tank mixed with one or more of the following herbicides for control of grasses or additional broadleaf weeds. Read and follow the label of each tank mix product used for precautionary statements, directions for use, rates and timings, weeds controlled, geographic and other restrictions.

DICAMBA DMA 4# AG BROADCAST RATE PER TREATED ACRE FOR ANNUAL WEED CONTROL:

Apply 1/4 to 1 pint DICAMBA DMA 4# AG with:

Product	Active Ingredient	Formulation	Amount of Product Per Acre
Aatrex® 4L(1)	atrazine	4 lb/gal	1/2-6 pts
Aatrex® Nine-O®(1)	atrazine	90% DF	1/2-3.3 lbs
Amber® (2)	triasulfuron	75% DF	0.28-0.35oz
Ally® (2)	metsulfuron-methyl	75% DF	0.1 oz
Bladex® (1)	cyanazine	90% DF	2.7-3.6 lbs
Cyclone®	paraquat	2 lb/gal	1-2 pts
Fallow Master®	glyphosate + dicamba	1.6 lb/gal	22-44 fluid oz
Finesse® (2)	chlorsulfuron + metsulfuron-methyl	75% DF	0.2 oz
Gramoxone® Extra	paraquat	2.5 lb/gal	1.5 pts
Kerb® (1)	pronamide	50-W	1/2-1.0 lb
Landmaster® BW	glyphosate + 2,4-D	2.4 lb/gal	27-54 fluid oz
Roundup® or Roundup® RT	glyphosate	3 lb/gal	8-48 fluid oz
Sencor® DF(1)	metribuzin	75% DF	1/2-1 lb
Sencor® 4(1)	metribuzin	4 lb/gal	3/4-1 ½ pts
2,4-D	2,4-D	4 lb/gal	1-2 pts (0.5-1 lb a.i./A)(3)

(1) Tank mixes of DICAMBA DMA 4# AG with these products may be subject to special restrictions. See the Product Label of the tank mix partner for intended use rates, restrictions and other precautions.

(2) When tank mixing with sulfonyleurea herbicides, refer to the product label for rates and restrictions. Use a surfactant of at least 80% active ingredient at the rate of 1-2 quarts/100 gallons of spray or not more than 0.25-0.5% by volume. Use the highest rate of surfactant when using the lower rate ranges of the tank mix and/or when treating more mature weeds or dense vegetative growth. Sulfonyleurea resistant weeds may not be controlled by tank mixes of DICAMBA DMA 4# AG and a sulfonyleurea. Refer to the DICAMBA DMA 4# AG tank mix section for alternative tank mixes.

(3) When using formulations other than 4 lb/gal use pounds active/acre listed.

DICAMBA DMA 4# AG BROADCAST RATE PER TREATED ACRE FOR BIENNIAL AND PERENNIAL WEED CONTROL:

Apply 1 to 4 pints of DICAMBA DMA 4# AG with:

Product	Active Ingredient	Formulation	Amount of Product Per Acre
Curtail®	clopyralid + 2,4-D	2.38 lb/gal	2-4 pts
2,4-D	2,4-D	4 lb/gal	2-6 pts (1.0-3 lb a.i./A)(1)
Landmaster® BW	glyphosate +2,4-D	2.4 lb/gal	54 fluid oz
Roundup®	glyphosate	3.0 lb/gal	1-5 qts.
Roundup® RT	glyphosate	3.0 lb/gal	1-5 qts.
Tordon® 22K	picloram	2 lb/gal	1/2-1 pt

(1) When using formulation other than 4 lb/gal use pounds active/acre listed.

SPECIAL TANK MIX TREATMENTS

For suppression of perennial weeds, apply 1/2-1 pint of DICAMBA DMA 4# AG with 8-16 fluid ounces of Roundup® herbicide or Roundup® RT herbicide per treated acre.

For wild garlic control, apply 1 pint DICAMBA DMA 4# AG with 3 pints of 2,4-D LV Ester (4 lb/gal) per treated acre. Apply when wild garlic is 4 to 8 inches tall.

For Canada thistle control, use DICAMBA DMA 4# AG, or DICAMBA DMA 4# AG plus Curtail® or DICAMBA DMA 4# AG plus Roundup® herbicide or Roundup® RT tank mix treatments.

Application may be made during fallow periods for control of volunteer barley, bulbous bluegrass, downy brome, jointed goatgrass, common rye and volunteer wheat when they are actively growing. Use 1 pint DICAMBA DMA 4# AG with 1/2-1 lb Kerb® 50W. Fall seeded wheat may be planted 9 months or more after application. For best performance, make application between mid-October and mid-December, prior to soil freeze up.

During fallow periods, apply DICAMBA DMA 4# AG plus Landmaster® BW or Fallow Master® herbicide to give improved control of kochia, wild buckwheat, prickly lettuce, field bindweed and Canada thistle. Use 1/8-1/4 pint of DICAMBA DMA 4# AG plus 22 to 54 fluid ounces of Landmaster® BW or Fallow Master® herbicide for annual weed control or 1/4 to 1/2 pint DICAMBA DMA 4# AG plus 22 to 54 fluid ounces of Landmaster® BW or Fallow Master® herbicide for perennial weed suppression.

CROPPING RESTRICTIONS

The following recommendations are based on DICAMBA DMA 4# AG use rates up to 4 pints per treated acre.

CORN, SORGHUM and SOYBEANS may be planted in the spring following applications made during the previous year. If less than 1 inch of rainfall occurs between application and first killing frost, treated areas should be cultivated to allow herbicide to come in contact with moist soil. Cultivation may take place before or immediately after ground thaw.

NOTE: THE MINIMUM INTERVAL BETWEEN BANVEL APPLICATIONS AND PLANTING SOYBEANS IS 30 DAYS. Soybean injury may occur if the interval between application and planting is less than what is specified. In areas with greater than 30 inches of rainfall, delay planting for 30 days per pint of DICAMBA DMA 4# AG per treated acre. In areas with less than 30 inches of rainfall, delay planting for 45 days per pint of DICAMBA DMA 4# AG per treated acre. Exclude days when ground is frozen.

WHEAT may be planted in the fall or spring following applications. Also, spot applications may be made any time prior to crop emergence if crop injury can be tolerated in treated areas. Wheat injury may occur if the interval between application and planting is less than specified.

East of the Mississippi River, the interval is 20 days per pint of DICAMBA DMA 4# AG per treated acre or 1.25 days per 1 ounce. Moisture is essential for DICAMBA DMA 4# AG degradation. Exclude days when ground is frozen.

West of the Mississippi River, the interval is 45 days per pint of DICAMBA DMA 4# AG per treated acre or 3 days per ounce. Moisture is essential for DICAMBA DMA 4# AG degradation. Exclude days when ground is frozen.

Following a normal harvest of barley, oats, or wheat, any rotation crop may be planted. If the interval before harvest is shortened, such as when cover crops will be plowed under, do not follow up with the planting of a sensitive crop.

**CONTROL OF PERENNIAL BROADLEAF WEEDS IN CROPLAND
(SPOT APPLICATION ONLY)**

FOR USE ONLY IN THE STATES OF IDAHO, MONTANA, NEVADA, OREGON, UTAH AND WASHINGTON.

IMPORTANT

Observe all precautions. Read and follow mixing and application instructions.

Do not treat subirrigated cropland or areas where the soil remains saturated with water throughout the year.

Make only one application on DICAMBA DMA 4# AG per year.

WEEDS CONTROLLED

DICAMBA DMA 4# AG, when applied at recommended rates, will control many broadleaf weeds including:

Bindweed, Field	Knapweed, Russian
Dock, Broadleaf (Bitterdock)	Ragwort, Tansy
Dock, Curly	Spurge, Leafy
Knapweed, Black	Thistle, Canada

RATES AND TIMINGS

DICAMBA DMA 4# AG may be applied at any time following a crop harvest to stubble, fallow or other cropland. Application should be made when weeds are actively growing and prior to a killing frost.

Apply 2 quarts (2 lbs. a.i.) of DICAMBA DMA 4# AG per treated acre. Application may be made up to one month prior to the planting of wheat.

NOTE: Do not use unless injury to wheat or rotated barley will be acceptable.

Barley, oats, corn, sorghum (milo), annual or perennial grass crops may be planted into treated areas one year after application. Crops grown for seed (other than perennial grass seed) should not be planted into treated areas until three years after application. Do not plant broadleaf crops such as alfalfa, beans, peas, potatoes, or sugarbeets into treated areas until two years after application.

In most cases, treatments will not kill perennial weed seedlings, which germinate from seed one or two years after treatment. Once the effect of the chemical has been lost, a follow-up program for seedling control or other cultural practices should be instituted.

WIPER APPLICATION USES

IMPORTANT: Observe all precautions.

DICAMBA DMA 4# AG may be applied through wiper application equipment to control or suppress actively growing broadleaf weeds, brush and vines. Use a solution containing 1 part DICAMBA DMA 4# AG to 1 part water. Do not contact desirable vegetation with herbicide solution. Wiper application should only be made to crops (including pastures) and non-cropland areas described in this label with the exception of Grain Sorghum (Milo).

STORAGE AND DISPOSAL

PROHIBITIONS

Do not contaminate water, food or feed by storage or disposal.

PESTICIDE STORAGE

Store in original containers in a well-ventilated area separately from fertilizer, feed and foodstuffs. Avoid cross-contamination with other pesticides. Spillage or leakage should be contained and absorbed with clay granules, sawdust, or equivalent material for disposal.

PESTICIDE DISPOSAL

Triple rinse pesticide from containers and use rinsates in the pesticide application. Wastes which cannot be used according to label instructions may be disposed of on site or at an approved waste disposal facility.

CONTAINER DISPOSAL

Plastic or Metal containers equal to or less than 5 gallons: Nonrefillable container. Do not reuse or refill this container. Triple rinse container (or equivalent) promptly after emptying. Triple rinse as follows: Empty the remaining contents into application equipment or a mix tank and drain for 10 seconds after the flow begins to drip. Fill the container ¼ full with water and recap. Shake for 10 seconds. Pour rinsate into application equipment or a mix tank or store rinsate for later use or disposal. Drain for 10 seconds after the flow begins to drip. Repeat this procedure two more times. Offer for recycling, if available, or puncture and dispose of in a sanitary landfill, or by other procedures approved by state and local authorities.

Plastic or Metal containers greater than 5 gallons: Nonrefillable container. Do not reuse or refill this container. Triple rinse container (or equivalent) promptly after emptying. Triple rinse as follows: Empty the remaining contents into application equipment or a mix tank. Fill the container ¼ full with water. Replace and tighten closures. Tip container on its side and roll it back and forth, ensuring at least one complete revolution, for 30 seconds. Stand the container on its end and tip it back and forth several times. Turn the container over on its other end and tip it back and forth several times. Empty the rinsate into application equipment or a mix tank or store rinsate for later use or disposal. Repeat this procedure two more times.

Refillable containers: Refill this container with this pesticide only. Do not reuse this container for any other purpose. Cleaning the container before final disposal is the responsibility of the person disposing of the container. Cleaning before refilling is the responsibility of the refiller. To clean the container before final disposal, empty the remaining contents from this container into application equipment or mix tank. Fill the container about 10 percent full with water. Agitate vigorously or recirculate water with the pump for two minutes. Pour or pump rinsate into application equipment or rinsate collection system. Repeat this procedure two more times.

BULK STORAGE AND DISPOSAL
(To be printed on labeling for bulk containers only)

AGITATE BEFORE USE

PROHIBITIONS

Do not contaminate water, food or feed by storage or disposal. Open dumping is prohibited. This product may not be mixed, loaded, or used within 50 feet of all wells including abandoned wells, drainage wells and sinkholes.

PESTICIDE STORAGE

Ground water contamination may be reduced by diking and flooring of permanent liquid storage sites with an impermeable material.

PESTICIDE DISPOSAL

Pesticide spray mixture or rinsate that cannot be used according to label instructions must be disposed of according to Federal and local procedures under Subtitle C of the Resource Conservation and Recovery Act.

BULK TANK MAINTENANCE

Follow clean-out directions in Dealer Bulk Handling Guide for DICAMBA Herbicide listed under Bulk Storage tank Requirements.

GENERAL

Consult Federal, state, or local disposal authorities for approve alternative procedures, such as limited burning.

Warranty and Disclaimer Statement

The directions for use of this product are believed to be adequate and must be followed carefully. However, it is impossible to eliminate all risks associated with the use of this product. Such risks may arise from weather conditions, soil factors, off-target movement, unconventional farming techniques, the presence of other materials, the manner of use or application, or other unknown factors, all of which are beyond the control of Arysta LifeScience North America, LLC ("Arysta"), and can cause crop injury, injury to non-target crops or plants, ineffectiveness of the product, or other unintended consequences. All such risks shall be assumed by the user or buyer. Arysta warrants that this product conforms to the chemical description on the label and is reasonably fit for the purposes stated in the Directions for Use, subject to the inherent risks described above, when used in accordance with the Directions for Use under normal conditions. This warranty does not extend to the use of this product contrary to label instructions or under conditions not reasonably foreseeable to Arysta, and is subject to the inherent risks described above.

TO THE EXTENT CONSISTENT WITH APPLICABLE LAW, ARYSTA DISCLAIMS ALL OTHER WARRANTIES, EXPRESSED OR IMPLIED, INCLUDING ANY WARRANTY OF MERCHANTABILITY OR FITNESS FOR A PARTICULAR PURPOSE. TO THE EXTENT CONSISTENT WITH APPLICABLE LAW, ARYSTA, MANUFACTURER, AND SELLER DISCLAIM AND SHALL NOT BE LIABLE FOR ANY SPECIAL, INCIDENTAL, INDIRECT, OR CONSEQUENTIAL DAMAGES RESULTING FROM THE USE, HANDLING, APPLICATION, STORAGE, OR DISPOSAL OF THIS PRODUCT OR FOR DAMAGES IN THE NATURE OF PENALTIES, AND THE USER AND BUYER WAIVE ANY RIGHT THAT THEY MAY HAVE TO SUCH DAMAGES. NO AGENT, REPRESENTATIVE OR EMPLOYEE OF ARYSTA IS AUTHORIZED TO MAKE ANY WARRANTY, GUARANTEE OR REPRESENTATION BEYOND THOSE CONTAINED HEREIN OR TO MODIFY THE WARRANTIES CONTAINED HEREIN.

TO THE EXTENT CONSISTENT WITH APPLICABLE LAW, THE EXCLUSIVE REMEDY OF THE USER OR BUYER, AND THE TOTAL LIABILITY OF ARYSTA, MANUFACTURER, AND SELLER, SHALL BE LIMITED TO THE PURCHASE PRICE PAID, OR AT ARYSTA'S ELECTION, THE REPLACEMENT OF THE PRODUCT.

REGISTERED TRADEMARKS

Aatrex, Amber, Beacon, Bicep, Concep, Dual, Evik, and Princep are registered trademarks of Novartis.

Accent, Ally, Bladex, Express, Extrazine, Finesse, Glean, Harmony, and Karmex are registered trademarks of E.I. duPont de Nemours & Co., Inc.

Asulox is a registered trademark of Rhone-Poulenc Agriculture Ltd.

Bronate is a registered trademark of Rhone-Poulenc Agrochemic.

Buctril is a registered trademark of Rhone-Poulenc Ag Company.

Battalion, Bronco, Bullet, Harness, Landmaster, Lariat, Lasso, Partner, Permit, Ramrod, Roundup, Roundup Ultra and Screen are registered trademarks of Monsanto Company.

Broadstrike, Curtail, Stinger, and Tordon are registered trademarks of DowElanco.

Caparol and Tough are registered trademarks of Novartis AG.

Cyclone, Eradicane, Surpass, and Sutan are registered trademarks of Zeneca, Inc.

Garlon is a registered trademark of Dow Chemical Company.

Genate is trademark of Chevron Chemical Company.

Gramoxone is a registered trademark of Zeneca Lmted.

49
51

Dakota is a registered trademark of AgrEvo USA Company.

Kerb is a registered trademark of Rohm and Haas Company.

Prowl is a registered trademark of American Cyanamid Company.

Sencor is a registered trademark of Bayer AG.

Tiller is a registered trademark of Hoescht Schering Agrevo GmbH.

Banvel, Clarity, Fallow Master, Frontier, Guardsman, and Marksman are registered trademarks of BASF Corporation.

Guardsman and Marksman are Restricted Use Pesticides.

**DICAMBA DMA 4# AG
[BANVEL®] Herbicide**

ACTIVE INGREDIENT:
Dimethylamine salt of dicamba (3,6-dichloro-*o*-anisic acid)* 4.2%
OTHER INGREDIENTS: 51.8%
TOTAL 100.0%

* This product contains 40.0% 3,6-dichloro-*o*-anisic acid (dicamba) or 4 pounds per gallon (480 g/L).

**KEEP OUT REACH OF CHILDREN
WARNING AVISO**

Si usted no entiende la etiqueta, busque a alguien para que se la explique a usted en detalle. (If you do not understand the label, find someone to explain it to you in detail). See additional precautionary statements.

FIRST AID	
IF IN EYES	<ul style="list-style-type: none"> • Hold eye open and rinse slowly and gently with water for 15-20 minutes. • Remove contact lenses, if present after the first 5 minutes, then continue rinsing eye. • Call a poison control center or doctor for treatment advice.
IF ON SKIN OR CLOTHING	<ul style="list-style-type: none"> • Take off contaminated clothing. • Rinse skin immediately with plenty of water for 15-20 minutes. • Call a poison control center or doctor for treatment advice.
IF SWALLOWED	<ul style="list-style-type: none"> • Call a poison control center or doctor immediately for treatment advice. • Have person sip a glass of water if able to swallow. • Do not induce vomiting unless told to do so by a poison control center or doctor. • Do not give anything by mouth to an unconscious person.
HOT LINE NUMBER	
<p>EMERGENCY TELEPHONE NUMBERS: Have the product container or label with you when calling a poison control center or doctor or going for treatment. FOR 24-HOUR EMERGENCY MEDICAL ASSISTANCE CALL: 1-866-303-6952 FOR CHEMICAL EMERGENCY: Spill, leak, fire, exposure, or accident call CHEMTREC 1-00-424-9300</p>	

See Side Panel for Additional Precautionary Statements

EPA Reg. No. 66330-276

NET CONTENTS: _____

EPA Est. No. 68323-TX-001
AD 070104

BASE LABEL

**PRECAUTIONARY STATEMENTS
HAZARDS TO HUMANS AND DOMESTIC ANIMALS
WARNING / AVISO**

Causes eye irritation. Do not get in eyes, on skin, or on clothing. Harmful if swallowed. Avoid breathing spray mist. Wash thoroughly after handling. In case of contact, wash skin with soap and water; for eyes, flush with water for 15 minutes and get medical attention.

PROHIBITIONS	STORAGE AND DISPOSAL
<p>Do not contaminate water, food or feed by storage or disposal.</p> <p>PESTICIDE STORAGE Store in original containers in a well-ventilated area separately from fertilizer, feed and foodstuffs. Avoid cross-contamination with other pesticides. Spillage or leakage should be contained and absorbed with clay granules, sawdust, or equivalent material for disposal.</p> <p>PESTICIDE DISPOSAL Triple rinse pesticide from containers and use rinsates in the pesticide application. Wastes which cannot be used according to label instructions may be disposed of on site or at an approved waste disposal facility.</p> <p>CONTAINER DISPOSAL Plastic or Metal containers equal to or less than 5 gallons: Nonrefillable container. Do not reuse or refill this container. Triple rinse container (or equivalent) promptly after emptying. Triple rinse as follows: Empty the remaining contents into application equipment or a mix tank and drain for 10 seconds after the flow begins to drip. Fill the container ¼ full with water and recap. Shake for 10 seconds. Pour rinsate into application equipment or a mix tank or store rinsate for later use or disposal. Drain for 10 seconds after the flow begins to drip. Repeat this procedure two more times. Offer for recycling, if available, or puncture and dispose of in a sanitary landfill, or by other procedures approved by state and local authorities. Plastic or Metal containers greater than 5 gallons: Nonrefillable container. Do not reuse or refill this container. Triple rinse container (or equivalent) promptly after emptying. Triple rinse as follows: Empty the remaining contents into application equipment or mix tank. Fill the container ¼ full with water. Replace and tighten closures. Tip container on its side and roll it back and forth, ensuring at least one complete revolution, for 30 seconds. Stand the container on its end and tip it back and forth several times. Turn the container over on its other end and tip it back and forth several times. Empty the rinsate into application equipment or mix tank or store rinsate for later use or disposal. Repeat this procedure two more times. Refillable containers: Refill this container with this pesticide only. Do not reuse this container for any other purpose. Cleaning the container before final disposal is the responsibility of the person disposing of the container. Cleaning before refilling is the responsibility of the refiller. To clean the container before final disposal, empty the remaining contents from this container into application equipment or mix tank. Fill the container about 10 percent full with water. Agitate vigorously or recirculate water with the pump for two minutes. Pour or pump rinsate into application equipment or rinsate collection system. Repeat this procedure two more times.</p>	

15/05

ENVIRONMENTAL HAZARDS

Do not apply directly to water, or to areas where surface water is present or to intertidal areas below the mean high water mark. Do not contaminate water when disposing of equipment washwaters.

Apply this product only as directed on label.

DIRECTIONS FOR USE

It is a violation of Federal law to use this product in a manner inconsistent with its labeling. Refer to Attached Booklet for Additional Directions for use.

Manufactured For:
ARYSTA LIFESCIENCE NORTH AMERICA, LLC
15401 Weston Parkway, Suite 150
Cary, NC 27513

BASE LABEL

51/51