



UNITED STATES ENVIRONMENTAL PROTECTION AGENCY
WASHINGTON, DC 20460

OFFICE OF
CHEMICAL SAFETY AND
POLLUTION PREVENTION

NOV 02 2011

Gary R Orr
Arysta LifeScience North America, LLC
15401 Weston Parkway, Suite 150
Cary, NC 27513

Subject: Application for Pesticide Notification (PRN 98-10)
Submission Date: 9/30/11
Product Name: Fluoxastrobin 480 SC Fungicide
EPA Reg. No.: 66330-64
EPA Decision Number: 456516

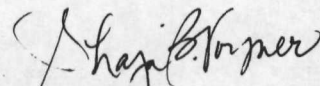
Dear Dr. Orr:

The Agency is in receipt of your Application for Pesticide Notification under Pesticide Registration Notice (PRN) 98-10. The Registration Division (RD) has conducted a review of this request for its applicability under PRN 98-10 and finds that the action(s) requested fall within the scope of PRN 98-10.

The Agency acknowledges the removal of statements prohibiting the use of Fluoxastrobin 480 SC Fungicide on wheat and sweet corn in the State of California from your label.

The label submitted with the application has been stamped "Notification" and will be placed in our records. If you have questions concerning this letter, please contact Heather Garvie at 703-308-0034 or me at 703-308-3194.

Sincerely,



Shaja Joyner
Product Manager 20
Fungicide Branch
Registration Division (7505P)

2049

Please read instructions on reverse before completing form.

Form Approved, UMB No. 2070-0060, Approval expires 05-31-98



United States
Environmental Protection Agency
Washington, DC 20460

- Registration
- Amendment
- Other: Notification

OPP Identifier Number

Application for Pesticide - Section I

1. Company/Product Number 66330-64	2. EPA Product Manager Shaja Joyner	3. Proposed Classification <input type="checkbox"/> None <input type="checkbox"/> Restricted
4. Company/Product (Name) Fluoxastrobin 480 SC Fungicide	PM# 20	
5. Name and Address of Applicant (Include ZIP Code) Arysta LifeScience North America Corporation 15401 Weston Parkway, Suite 150 Cary, NC 27513 <input type="checkbox"/> Check if this is a new address		6. Expedited Review. In accordance with FIFRA Section 3(c)(3) (b)(I), my product is similar or identical in composition and labeling to: EPA Reg. No. _____ Product Name _____

Section - II

- | | |
|--|--|
| <input type="checkbox"/> Amendment – Explain below. | <input type="checkbox"/> Final printed labels in response to Agency letter dated : |
| <input type="checkbox"/> Resubmission in response to Agency letter dated _____ | <input type="checkbox"/> "Me Too" Application |
| <input checked="" type="checkbox"/> Notification - Explain below. | <input type="checkbox"/> Other - Explain below |

Explanation: Use additional page(s) if necessary. (For Section I and Section II.)

Notification of removal of statements prohibiting use on wheat and sweet corn in the State of California

This notification is consistent with the provisions of PR Notice 98-10 and the EPA regulations at 40 CFR 152.46, and no other changes have been made to the labeling. I understand that it is a violation of 18 U.S. C. Sec. 1001 to willfully make any false statements to EPA. I further understand that if this notification is not consistent with the terms of PR Notice 98-10 and 40 CFR 152.46, this product may be in violation of FIFRA and I may be subject to enforcement action and penalties under sections 12 and 14 of FIFRA.

Section - III

1. Material This Product Will Be Packaged In:

Child-Resistant Packaging <input type="checkbox"/> Yes* <input type="checkbox"/> No	Unit Packaging <input type="checkbox"/> Yes <input type="checkbox"/> No If "Yes" Unit Packaging wgt. No. per container	Water Soluble Packaging <input type="checkbox"/> Yes <input type="checkbox"/> No If "Yes" Package wgt. No. per container	2. Type of Container <input type="checkbox"/> Metal <input type="checkbox"/> Plastic <input type="checkbox"/> Glass <input type="checkbox"/> Paper <input type="checkbox"/> Other (Specify)
---	---	---	--

***Certification must be submitted**

3. Location of Net Contents Information <input type="checkbox"/> Label <input type="checkbox"/> Container	4. Size(s) Retail Container 40 LB BAG	5. Location of Label Directions <input type="checkbox"/> On Label <input type="checkbox"/> On labeling accompanying product
6. Manner in Which Label is Affixed to Product <input type="checkbox"/> Lithograph <input type="checkbox"/> Other _____ <input type="checkbox"/> Paper glued <input type="checkbox"/> Stenciled		

Section - IV

1. Contact Point (Complete items directly below for identification of individual to be contacted, if necessary, to process this application)

Name Gary R. Orr, PhD	Title Regulatory Manager	Telephone No. (Include Area Code) : 919-678-4879
--------------------------	-----------------------------	--

Certification

I certify that the statements I have made on this form and all attachments thereto are true, accurate and complete. I acknowledge that any knowingly false or misleading statement may be punishable by fine or imprisonment or both under applicable law.

6. Date Application Received
(Stamped)

2. Signature 	3. Title Regulatory Manager
4. Typed Name Gary R. Orr, PhD	5. Date <i>September 30, 2011</i>



Arysta LifeScience

30f49

via FEDEX

Ms. Shaja Joyner, Product Manager 20
Document Processing Desk (NOTIF)
Office of Pesticide Programs (7504P)
U.S. Environmental Protection Agency
One Potomac Yard, 2777 South Crystal Drive
Arlington, VA 22202-4501

September 30, 2011

Dear Ms Joyner:

Subject: Fluoxastrobin 480 SC (EPA Reg. No. 66330-64); Labeling Notification per PR Notice 98-10

Arysta LifeScience North America, LLC hereby notifies the Agency of the removal of statements prohibiting use of Fluoxastrobin on wheat and sweet corn in the State of California from the Fluoxastrobin 480 SC label. These uses were approved on the federal level October 13, 2010, and the prohibitions were added as part of a label amendment approved February 4, 2011. Use of fluoxastrobin on wheat and sweet corn has now been approved by the California DPR, making the prohibition statements unnecessary.

The following items are included with this cover letter:

- one EPA form 8570-1
- two clean copies of the amended label, and
- one redline copy with the deleted statements clearly indicated.

Should you have any questions or comments pertaining to this labeling notification please me via email gary.orr@arystalifescience.com or by phone at 919-678-4879.

Best regards,

Gary R. Orr
Regulatory Manager, Fungicides

4 of 49

NOTIFICATION

NOV 02 2011



Arysta LifeScience

MASTER LABEL

Note: This master label will be the basis of three different labels:

- EVITO® 480 SC Fungicide
- DISARM™ 480 SC Fungicide
ABN: Armor Tech™ DISARM™ 480 SC Fungicide
- Fluoxastrobin 480 SC Fungicide Seed Treatment

FLUOXASTROBIN 480 SC Fungicide

GROUP 11 FUNGICIDE

ACTIVE INGREDIENT: Fluoxastrobin: [(1E)-[2-[[6-(2-Chlorophenoxy)-5-fluoro-4-pyrimidinyl]oxy] phenyl] 5,6-dihydro-1,4,2-dioxazin-3-yl) methanone-O-methyloxime]..... **40.3%**

OTHER INGREDIENTS:..... **59.7%**

This product contains 3.69 pounds of Fluoxastrobin per gallon (443 g per liter) **TOTAL: 100.0%**

KEEP OUT OF REACH OF CHILDREN

CAUTION

Si usted no entiende la etiqueta, busque a alguien para que se la explique a usted en detalle.
(If you do not understand the label find someone to explain it to you in detail.)

For Product Use Information Call 1-866-761-9397

Produced for:
Arysta LifeScience North America, LLC
15401 Weston Parkway, Suite 150
Cary, NC 27513
AD08/18/11N1

EPA Reg. No. 66330-64
EPA EST. No.

NET WEIGHT: _____

50449

EVITO® 480 SC FUNGICIDE SUB-LABEL

GROUP 11 FUNGICIDE

EVITO® 480 SC Fungicide

For Agricultural Uses

ACTIVE INGREDIENT:

Fluoxastrobin: [(1*E*)-[2-[[6-(2-Chlorophenoxy)-5-fluoro-4-pyrimidinyl]oxy]phenyl] [5,6-dihydro-1,4,2-dioxazin-3-yl) methanone-*O*-methyloxime]..... **40.3%**

OTHER INGREDIENTS:..... **59.7%**

This product contains 3.69 pounds of fluoxastrobin per gallon (443 g per liter) **TOTAL: 100.0%**

KEEP OUT OF REACH OF CHILDREN

CAUTION

Si usted no entiende la etiqueta, busque a alguien para que se la explique a usted en detalle.
(If you do not understand the label find someone to explain it to you in detail.)

For Product Use Information Call 1-866-761-9397

Produced for:

**Arysta LifeScience North America, LLC
15401 Weston Parkway, Suite 150
Cary, NC 27513**

**EPA Reg No. 06330-64
EPA EST. No.**

NET CONTENTS: _____

FIRST AID	
IF ON SKIN OR CLOTHING	<ul style="list-style-type: none"> • Take off contaminated clothing. • Rinse skin with plenty of water for 15–20 minutes. • Get medical attention if irritation persists.
IF IN EYES:	<ul style="list-style-type: none"> • Hold eye open and rinse slowly and gently with water for 15-20 minutes. • Remove contact lenses, if present, after the first 5 minutes, then continue rinsing. • Call a physician if irritation persists.
IF SWALLOWED:	<ul style="list-style-type: none"> • Call a poison control center or doctor for treatment advice. • Do not induce vomiting unless told to do so by a poison control center or doctor. • Have person sip a glass of water if able to swallow. • Do not give anything to an unconscious person.
Have the product container or label with you when calling a poison control center or doctor or going for treatment.	
FOR 24-HOUR EMERGENCY MEDICAL ASSISTANCE: Call PROSAR at 1-866-303-6952 or 1-651-632-8946 if calling from outside of the U.S.	

PRECAUTIONARY STATEMENTS

HAZARDS TO HUMANS AND DOMESTIC ANIMALS

CAUTION: Prolonged or frequently repeated skin contact may cause allergic reactions in some individuals. Avoid contact with skin, eyes or clothing.

PERSONAL PROTECTIVE EQUIPMENT (PPE)

Applicators and other handlers must wear long-sleeved shirt and long pants, shoes plus socks, and chemical resistant gloves made of any waterproof material, such as nitrile, butyl, neoprene and/or barrier laminate. These are only some of the glove materials that are chemically resistant to this product. For more options, refer to category A on an EPA chemical resistance category selection chart.

Discard clothing and other absorbent materials that have been drenched or heavily contaminated with this product's concentrate. Do not reuse them. Follow manufacturer's instructions for cleaning/maintaining PPE. If there are no such instructions for washables, use detergent and hot water. Keep and wash PPE separately from other laundry.

ENGINEERING CONTROLS STATEMENT

When handlers use closed systems, enclosed cabs, or aircraft in a manner that meets the requirements listed in the Worker Protection Standard (WPS) for agricultural pesticides [40 CFR 170.240 (d) (4-6)], the handler PPE requirements may be reduced or modified as specified in the WPS.

USER SAFETY RECOMMENDATIONS:

Users should:

- Wash hands before eating, drinking, chewing gum, using tobacco or using the toilet.
- Remove clothing immediately if pesticide gets inside. Then wash thoroughly and put on clean clothing.
- Remove PPE immediately after handling this product. Wash the outside of gloves before removing. As soon as possible, wash thoroughly and change into clean clothing.

ENVIRONMENTAL HAZARDS

This pesticide is toxic to fish and aquatic invertebrates. Drift and runoff may be hazardous to aquatic organisms in water adjacent to treated areas. The active ingredient in this product can be persistent for several months or longer. Do not apply directly to water or to areas where surface water is present or to intertidal areas below the mean high water mark, or other sensitive areas that may be exposed to spray drift. Do not contaminate water when disposing of equipment washwater or rinsate.

DIRECTIONS FOR USE

It is a violation of Federal law to use this product in a manner inconsistent with its labeling.

Do not apply this product in a way that will contact workers or other persons, either directly or through drift. Only protected handlers may be in the area during application. For any requirements specific to your State or Tribe, consult the agency responsible for pesticide regulation.

AGRICULTURAL USE REQUIREMENTS

Use this product only in accordance with its labeling and with the Worker Protection Standard, 40 CFR part 170. This Standard contains requirements for the protection of agricultural workers on farms, forests, nurseries, and greenhouses, and handlers of agricultural pesticides. It contains requirements for training, decontamination, notification, and emergency assistance. It also contains specific instructions and exceptions pertaining to the statements on this label about personal protective equipment (PPE), notification to workers, and restricted-entry interval. The requirements in this box only apply to uses of this product that are covered by the Worker Protection Standard.

Do not enter or allow worker entry into treated areas during the restricted-entry interval (REI) of 12 hours.

PPE required for early entry to treated areas that is permitted under the Worker Protection Standard and that involves contact with anything that has been treated, such as plants, soil, or water is: long-sleeved shirt and long pants or coveralls, shoes plus socks, and chemical resistant gloves made of any waterproof material, such as nitrile, butyl, neoprene, and / or barrier laminate.

NON-AGRICULTURAL USE REQUIREMENTS

THE REQUIREMENTS IN THIS BOX APPLY TO USES OF THIS PRODUCT THAT ARE not WITHIN THE SCOPE OF THE Worker Protection Standard for agricultural pesticides (40 CFR Part 170). The WPS applies when this product is used to produce agricultural plants on farms, forests, nurseries, or greenhouses.

Keep Children and pets off treated area until dry.

STORAGE AND DISPOSAL

Do not contaminate water, food or feed by storage or disposal.

PESTICIDE STORAGE

Store in original container and keep tightly closed. Store in a cool dry place.

For help with any spill, leak, fire or exposure involving this material, call CHEMTREC day or night at (703) 527-3887 or 1-800-424-9300.

PESTICIDE DISPOSAL

Wastes resulting from the use of this product may be disposed of on site or at an approved waste disposal facility.

CONTAINER HANDLING

Nonrefillable container. Do not reuse or refill this container. Triple rinse container (or equivalent) promptly after emptying. Triple rinse as follows, empty the remaining contents into application equipment or a mix tank and drain for 10 seconds after the flow begins to drip. Fill the container ¼ full with water and recap. Shake for 10 seconds. Pour rinsate into application equipment or a mix tank or store rinsate for later use or disposal. Drain for 10 seconds after the flow begins to drip. Repeat this procedure two more times. Offer for recycling, if available, or puncture and dispose of in a sanitary landfill, or by other procedures approved by state and local authorities.

PRODUCT INFORMATION

EVITO® 480 SC Fungicide is a broad-spectrum fungicide for the control of certain diseases in corn (field, sweet and hybrid seed corn), fruiting vegetables and leaf petiole vegetables, listed low growing berries, peanuts, potato and other tuberous and corm vegetables, soybean, squash /cucumbers subgroup 9B, and wheat. EVITO® 480 SC Fungicide works by interfering with respiration in plant-pathogenic fungi, and is a potent inhibitor of spore germination and mycelial growth.

UNDER CERTAIN CONDITIONS CONDUCIVE TO EXTENDED INFECTION PERIODS, ADDITIONAL FUNGICIDE APPLICATIONS BEYOND THE NUMBER ALLOWED BY THIS LABEL MAY BE NEEDED. UNDER THESE CONDITIONS, USE ANOTHER FUNGICIDE REGISTERED FOR THE CROP/DISEASE.

RESISTANCE MANAGEMENT

The active ingredient in EVITO® 480 SC Fungicide (fluoastrobin) belongs to the strobilurin class of chemistry which exhibits no known cross-resistance to other chemical classes including sterol inhibitors, dicarboximides, benzimidazoles, anilinopyrimidines, or phenylamides. Fluoastrobin does exhibit cross-resistance to other QoI fungicides, such as: trifloxystrobin, azoxystrobin, kresoxim-methyl, famoxadone, and fenamidone (Group 11 fungicides). Fungal pathogens are known to develop resistance to products with the same mode of action when used repeatedly. Because resistance development cannot be predicted, the use of this product

should conform to resistance management strategies established for the crop and use area. Such strategies may include rotating and/or tank-mixing with products having different modes of action, or limiting the total number of applications per season. Arysta LifeScience encourages responsible resistance management to ensure effective long-term control of the fungal diseases on this label.

Follow the specific crop recommendations that limit the total number of sprays on a crop and the required alternations with fungicides from other resistance management groups. In situations requiring multiple fungicide sprays, develop season-long spray programs for using Group 11 (QoI-containing) fungicides with the following guidelines.

1. When using a Group 11 fungicide as a solo product, the number of applications should be no more than one third of the total number of fungicide applications per season.
2. In programs in which tank mixes or pre-mixes of a Group 11 fungicide with a fungicide of another Group are utilized, the number of Group 11 fungicide applications should be no more than one half of the total number of fungicide applications per season.
3. In programs in which applications of Group 11 fungicides are made with both solo products and mixtures, the number of Group 11 fungicide applications should be no more than one half of the total number of fungicide applications per season.

APPLICATION GUIDELINES

Broadcast Ground Sprayers

Thorough coverage is necessary to provide good disease control. Applications using sufficient water volume to provide thorough and uniform coverage generally provide the most effective disease control. For ground application equipment, 10 gallons/A minimum is required.

Equip sprayers with nozzles that provide accurate and uniform application. Be certain that nozzles are the same size and uniformly spaced across the boom. Calibrate the sprayer before use. Use a pump with the capacity to: (1) maintain a minimum of 35 psi at nozzles, and (2) provide sufficient agitation in the tank to keep the mixture in suspension (this requires recirculation of 10% of the tank volume per minute). Use jet agitators or a liquid sparge tube for vigorous agitation. Use screens to protect the pump and to prevent nozzles from clogging. Screens placed on the suction side of the pump should be 16-mesh or coarser. Do not place a screen in the recirculation line. Use 50-mesh screens at the nozzles. Check nozzle manufacturer's recommendations. For information on spray equipment and calibration, consult sprayer manufacturer's and/or state recommendations. For specific local directions and spray schedules, consult the current state agricultural experiment station recommendations.

Mixing Procedures

Prepare no more spray mixture than is needed for the immediate operation. Thoroughly clean spray equipment before using this product. Agitation is necessary for proper dispersal of the product. Maintain maximum agitation throughout the spraying operation. Do not let the spray mixture stand overnight in the spray tank. Flush the spray equipment thoroughly following each use and apply the rinsate to a previously treated area.

EVITO 480 SC Alone

Add 1/2 of the required amount of water to the mix tank. With the agitator running, add the EVITO® 480 SC Fungicide to the tank. Continue agitation while adding the remainder of the water. Begin application of the solution after the EVITO® 480 SC Fungicide has completely and

uniformly dispersed into the mix water. Maintain agitation until all of the mixture has been applied.

EVITO 480 SC Fungicide+ Tank-mix Partners

Add 1/2 of the required amount of water to the mix tank. Start the agitator running before adding any tank-mix partners. In general, tank-mix partners should be added in this order: products packaged in water-soluble packaging (see note below), wettable powders, wettable granules, (dry flowables), liquid flowables (such as EVITO 480 SC), liquids, and emulsifiable concentrates. Always allow each tank-mix partner to become fully and uniformly dispersed before adding the next product. Provide sufficient agitation while adding the remainder of the water. Maintain agitation until all of the mixture has been applied.

Note: When using EVITO® 480 SC Fungicide in tank-mixtures, all products in water-soluble packaging should be added to the tank before any other tank-mix partner, including EVITO 480 SC. Allow the water-soluble packaging to completely dissolve and the product(s) to completely disperse before adding any other tank-mix partner to the tank.

If using EVITO® 480 SC Fungicide in a tank-mixture, observe all directions for use, crop/sites, use rates, dilution ratios, precautions, and limitations, which appear on the tank-mix product label. No label dosage rate may be exceeded, and the most restrictive label precautions and limitations must be followed. This product must not be mixed with any product that prohibits such mixing. Tank-mixtures or application of other products referenced on this label are permitted only in those states in which the referenced products are registered.

EVITO 480 SC Fungicide is compatible with most insecticide, fungicide, and foliar nutrient products. However, the physical compatibility of EVITO® 480 SC Fungicide with tank-mix partners should be tested before use. To determine the physical compatibility of EVITO® 480 SC Fungicide with other products, use a jar test, as described below.

Using a quart jar, add the proportionate amounts of the products to 1 qt of water. Add wettable powders and water dispersible granular products first, then liquid flowables, and emulsifiable concentrates last. After thoroughly mixing, let stand for at least 5 minutes. If the combination remains mixed or can be remixed readily, it is physically compatible. Once compatibility has been proven, use the same procedure for adding required ingredients to the spray tank.

When an adjuvant is to be used with this product, Arysta LifeScience North America LLC recommends the use of a Chemical Producers and Distributors Association certified adjuvant that falls under the non-ionic (NIS) category at levels no higher than 0.5% v/v..

The crop safety of all potential tank-mixes including additives and other pesticides on all crops has not been tested. Before applying any tank-mixture not specifically recommended on this label, confirm the safety of the tank mixture to the target crop. To test for crop safety, apply EVITO® 480 SC Fungicide to the target crop in a small area and in accordance with label instructions for the target crop.

AERIAL APPLICATION

Corn (Field, Sweet and Hybrid Seed Corn), listed Low Growing Berries, Soybean, Tuberos and Corm Vegetables, and Wheat only

Aerial applications of Evito 480 SC may be made in spray volumes of 2 or more gallons of water per acre (GPA). Avoid application under conditions when uniform coverage cannot be obtained

or when excessive spray drift may occur. Do not apply directly to humans or animals. Aerial applications made to dense canopies may not provide sufficient coverage of lower leaves to provide proper pest control.

CHEMIGATION

Corn (Field, Sweet and Hybrid Seed Corn), Fruiting Vegetables, Leaf Petiole Vegetables, Tuber and Corm Vegetables, Soybean, Squash/Cucumber Subgroup 9B, and Wheat only

Apply EVITO® 480 SC Fungicide only through sprinkler type irrigation systems, including center pivot, microjet, wheel lines, lateral move, side roll, or overhead solid set irrigation systems. Do not apply EVITO® 480 SC Fungicide through any other type of irrigation system.

DIRECTIONS FOR USE THROUGH SPRINKLER IRRIGATION SYSTEMS

Crop injury, lack of effectiveness, or illegal pesticide residues in the crop can result from non-uniform distribution of treated water.

If you have questions about calibration, contact State Extension Service Specialists, equipment manufacturers or other irrigation experts.

SPRAY PREPARATION

Remove scale, pesticide residues, and other foreign matter from the chemical tank and entire injector system. Flush with clean water.

APPLICATION INSTRUCTIONS

First prepare a suspension of EVITO® 480 SC Fungicide in a mix tank. Fill tank with 1/2 to 3/4 the desired amount of water. Start mechanical or hydraulic agitation. Add the required amount of EVITO® 480 SC Fungicide and then the remaining volume of water. Then set sprinkler to deliver no more than 0.4 inch of water per acre. Start sprinkler and uniformly inject the suspension of EVITO® 480 SC Fungicide into the irrigation water line so as to deliver the desired rate per acre. The suspension of EVITO® 480 SC Fungicide should be injected with a positive displacement pump into the main line ahead of a right angle turn to insure adequate mixing. If you have any other questions about calibration, contact State Extension Service specialists, equipment manufacturers or other experts.

NOTE: Avoid further field irrigation over the treated area for 24 hours after treating with EVITO 480 SC to prevent washing the chemical off the crop.

CHEMIGATION SYSTEMS CONNECTED TO PUBLIC WATER SYSTEMS

1. Do not connect an irrigation system (including greenhouse systems) used for pesticide application to a public water system unless the pesticide label prescribed safety devices for public water systems are in place. Public water system means a system for the provision to the public of piped water for human consumption if such system has at least 15 service connections or regularly serves an average of at least 25 individuals daily at least 60 days out of the year.
2. Chemigation systems connected to public water systems must contain a functional, reduced-pressure zone, back flow preventer (RPZ) or the functional equivalent in the water supply line upstream from the point of pesticide introduction. As an option to the RPZ, the water from the public water system should be discharged into a reservoir tank prior to pesticide introduction. There shall be a complete physical break (air gap) between the flow

outlet end of the fill pipe and the top or overflow rim of the reservoir tank of at least twice the inside diameter of the fill pipe.

3. The pesticide injection pipeline must contain a functional, automatic, quick-closing check valve to prevent the flow of fluid back toward the injection.
4. The pesticide injection pipeline must contain a functional, normally closed, solenoid-operated valve located on the intake side of the injection pump and connected to the system interlock to prevent fluid from being withdrawn from the supply tank when the irrigation system is either automatically or manually shut down.
5. The system must contain functional interlocking controls to automatically shut off the pesticide injection pump when the water pump motor stops, or in cases where there is no water pump, when the water pressure decreases to the point where pesticide distribution is adversely affected.
6. Systems must use a metering pump, such as a positive displacement injection pump (e.g., diaphragm pump) effectively designed and constructed of materials that are compatible with pesticides and capable of being fitted with a system interlock.
7. Do not apply when wind speed favors drift beyond the area intended for treatment.

SPECIAL PRECAUTIONS FOR CHEMIGATION THROUGH SPRINKLER IRRIGATION SYSTEMS

1. Maintain continuous agitation in mix tank during mixing and application to assure a uniform suspension.
2. Greater accuracy in calibration and distribution will be achieved by injecting a larger volume of a more dilute solution per unit time.
3. The system must contain a functional check valve, vacuum relief valve, and low pressure drain appropriately located on the irrigation pipeline to prevent water source contamination from backflow.
4. The pesticide injection pipeline must contain a functional, automatic, quick-closing check valve to prevent the flow of fluid back toward the injection pump.
5. The pesticide injection pipeline must also contain a functional, normally closed solenoid-operated valve located on the intake side of the injection pump and connected to the system interlock to prevent fluid from being withdrawn from the supply tank when the irrigation system is either automatically or manually shutdown.
6. The system must contain functional interlocking controls to automatically shut off the pesticide injection pump when the water pump motor stops.
7. The irrigation line or water pump must include a functional pressure switch which will stop the water pump motor when the water pressure decreases to the point where pesticide distribution is adversely affected.
8. Systems must use a metering pump, such as a positive displacement injection pump (e. g., diaphragm pump) effectively designed and constructed of materials that are compatible with pesticides and capable of being fitted with a system interlock.
9. Do not apply when wind speed favors drift beyond the area intended for treatment. If you are unsure of wind conditions, contact your local extension agent.
10. Do not apply when system connections or fittings leak, when nozzles do not provide uniform distribution or when lines containing the product must be dismantled and drained. Crop injury, lack of effectiveness, or illegal pesticide residues in the crop may result from non-uniform distribution of treated water.

- 11. Allow sufficient time for pesticide to be flushed through all lines and all nozzles before turning off irrigation water. A person knowledgeable of the chemigation system and responsible for its operation, or under supervision of the responsible person, shall shut the system down and make necessary adjustments as needed.
- 12. Do not connect an irrigation system (including greenhouse systems) used for pesticide application to a public water system unless the pesticide label-prescribed safety devices for public water systems are in place.

SPRAY DRIFT

SENSITIVE AREAS

This pesticide must only be applied when the potential for drift to adjacent sensitive areas (e.g., residential areas, bodies of water, known habitats for threatened or endangered species, non-target crops) is minimal (e.g., when wind is blowing away from the sensitive areas).

Avoiding spray drift at the application site is the responsibility of the applicator. The interaction of many equipment-and-weather-related factors determine the potential for spray drift. The applicator and the grower are responsible for considering all these factors when making decisions.

The following drift management requirements must be followed to avoid off-target drift movement from aerial applications to agricultural field crops. These requirements do not apply to forestry applications, public health uses or to applications using dry formulation.

- 1. The distance of the outer most nozzles on the boom must not exceed $\frac{3}{4}$ the length of the wingspan or rotor.
- 2. Nozzles must always point backward parallel with the air stream and never be pointed downwards more than 45 degrees.


Comply with all state regulations. The applicator must be familiar with and take into account the information covered in the *Aerial Drift Reduction Advisory Information*.

AERIAL DRIFT REDUCTION ADVISORY

This section is advisory in nature and does not supersede the mandatory label requirements.

INFORMATION ON DROPLET SIZE

The most effective way to reduce drift potential is to apply large droplets. The best drift management strategy is to apply the largest droplets that provide sufficient coverage and control. Applying larger droplets reduces drift potential, but will not prevent drift if applications are made improperly, or under unfavorable environmental conditions (see Wind, Temperature and Humidity, and Temperature Inversions below).



CONTROLLING DROPLET SIZE

- Volume - Use high flow rate nozzles to apply the highest practical spray volume. Nozzles with higher rated flows produce larger droplets.
- Pressure - Do not exceed the nozzle manufacturer's recommended pressures. For many nozzle types lower pressure produces larger droplets. When higher flow rates are needed, use higher flow rate nozzles instead of increasing pressure.
- Number of nozzles - Use the minimum number of nozzles that provide uniform coverage.
- Nozzle Orientation - Orienting nozzles so that the spray is released parallel to the airstream produces larger droplets than other orientations and is the recommended practice. Significant deflection from horizontal will reduce droplet size and increase drift potential.
- Nozzle Type - Use a nozzle type that is designed for the intended application. With most nozzle types, narrower spray angles produce larger droplets. Consider using low-drift nozzles. Solid stream nozzles oriented straight back produce the largest droplets and the lowest drift.

BOOM LENGTH

For some use patterns, reducing the effective boom length to less than $\frac{3}{4}$ of the wingspan or rotor length may further reduce drift without reducing swath width.

APPLICATION HEIGHT

Applications should not be made at a height greater than 10 feet above the top of the target plants unless a greater height is required for aircraft safety. Making applications at the lowest height that is safe reduces exposure of droplets to evaporation and wind.

SWATH ADJUSTMENT

When applications are made with a crosswind, the swath will be displaced downwind. Therefore, on the up and downwind edges of the field, the applicator should compensate for this displacement by adjusting the path of the aircraft upwind. Swath adjustment distance should increase, with increasing drift potential (higher wind, smaller drops, etc.)

WIND

Drift potential is lowest between wind speeds of 2 - 10 mph. However, many factors, including droplet size and equipment type determine drift potential at any given speed. Application should be avoided below 2 mph due to variable wind direction and high inversion potential.

NOTE: Local terrain can influence wind patterns. Every applicator should be familiar with local wind patterns and how they affect spray drift.

TEMPERATURE AND HUMIDITY

When making applications in low relative humidity, set up equipment to produce larger droplets to compensate for evaporation. Droplet evaporation is most severe when conditions are both hot and dry.

TEMPERATURE INVERSIONS

Applications should not occur during a temperature inversion because drift potential is high. Temperature inversions restrict vertical air mixing, which causes small suspended droplets to remain in a concentrated cloud. This cloud can move in unpredictable directions due to the light variable winds common during inversions. Temperature inversions are characterized by increasing temperatures with altitude and are common on nights with limited cloud cover and light to no wind. They begin to form as the sun sets and often continue into the morning. Their

presence can be indicated by ground fog; however, if fog is not present, inversions can also be identified by the movement of smoke from a ground source or an aircraft smoke generator. Smoke that layers and moves laterally in a concentrated cloud (under low wind conditions) indicates an inversion, while smoke that moves upward and rapidly dissipates indicates good vertical air mixing.

USE DIRECTIONS FOR SPECIFIC CROPS

EVITO 480 SC Fungicide provides control or suppression of several important diseases of corn (field, sweet and hybrid seed corn), fruiting vegetables and leaf petiole vegetables, listed low growing berries, peanuts, potato and other tuberous and corm vegetables, soybean, and wheat. When reference is made to disease suppression, suppression can mean either erratic control from good to fair, or consistent control at a level below that obtained with the best commercial disease control products.

ROTATIONAL RESTRICTIONS

Treated areas may be replanted immediately following harvest with any crop listed on this label. In addition, areas may be replanted with root vegetables subgroup (e.g. carrot, radish, sugarbeet, turnips), bulb vegetables (e.g. onion and garlic), leafy greens subgroup (e.g. lettuce, spinach), brassica vegetables (e.g. broccoli, cauliflower, cabbage, mustard greens), alfalfa, cotton, legume vegetables (dry and succulent peas and beans), cereal grains, and forage grasses following a 30-day plant back interval. For all other crops, do not plant back within one year of the last field application.

SOILBORNE/SEEDLING DISEASE CONTROL

(Only for Corn (field, sweet and hybrid seed corn), Soybean, and Low-growing berry (crop subgroup 13-07G), Tuberous and Corm vegetables, and Peanuts.

EVITO 480 SC Fungicide can provide control of many soilborne diseases if applied early in the growing season. Specific applications for soilborne diseases include in-furrow applications or banded applications applied over the row, either shortly after plant emergence or during herbicide applications or cultivation. These applications will provide control of pre- or post-emergence damping off and diseases that infect plants at the soil-plant interface. The use of either type of application depends on the cultural practices in the region. In some locations, one type of application may provide better disease control than the other, depending on the timing of the disease epidemic. Seedling diseases are generally controlled by in-furrow applications while banded applications are more effective against soilborne diseases that develop later in the season. Consult your local expert to get some guidance regarding application type.

For banded applications, apply EVITO 480 SC Fungicide prior to infection as a directed spray to the soil, using single or multiple nozzles, adjusted to provide thorough coverage of the lower stems and the soil surface surrounding the plants. Band width must be limited to 7 inches or less. Apply EVITO 480 SC Fungicide at a rate of 0.16-0.24 fl oz product/1,000 row feet. (These applications come into contact with the foliage and are counted as foliar applications when considering resistance management. They may be applied during cultivation or hilling operations to provide soil incorporation.

For in-furrow applications, apply EVITO 480 SC Fungicide as an in-furrow spray in 3-20 gallons of water at planting. Mount the spray nozzle so the spray is directed into the furrow just before the seed or seed pieces are covered. Use the higher rate when the weather conditions are expected to be conducive for disease development, if the field has a history of *Pythium* problems, or if minimum/low till programs are in place.

IN-FURROW APPLICATION RATES

RATE PER 1,000 ROW FEET	PRODUCT PER ACRE (fl oz)							
	15" rows	22" rows	30" rows	32" rows	34" rows	36" rows	38" rows	40" rows
0.16	5.6	3.8	2.8	2.6	2.5	2.3	2.2	2.1
0.24	-	5.7	4.2	3.9	3.7	3.5	3.3	3.1

40" = 13,068 row ft, 38" = 13,754 row ft, 36" = 14,520 row ft, 34" = 15,374 row ft, 32" = 16,315 row ft, 30" = 17,424 row ft, 22" = 23,760 row ft and 15" = 34,848 row ft,

RESTRICTIONS AND OTHER INFORMATION:

- Do not apply more than 22.8 fl oz (0.66 lb ai) of EVITO® 480 SC Fungicide per acre per year including any seed treatment use.
- Do not use the 0.24 fl oz/1,000 row feet rate on rows spaced narrower than 22 inches.
- Do not use the 0.16 fl oz/1,000 row feet rate on rows spaced less than 15 inches.
- For twin rows spaced 7.5 to 8" apart on 30 inch centers, use the 0.16 fl oz/1,000 row feet rate for 15 inch rows only.



CORN (Field, Sweet and Hybrid Seed)

Disease Control	Rate to Use	Application Timing and Resistance Management
<p>Rust, common (<i>Puccinia sorghi</i>)</p> <p>Rust, southern (<i>Puccinia polyspora</i>)</p> <p>Anthracnose leaf blight (<i>Colletotrichum graminicola</i>)</p> <p>Gray Leaf Spot (<i>Cercospora sorghi</i>)</p> <p>Northern corn leaf blight (<i>Setosphaeria turcica</i>)</p> <p>Northern corn leaf spot (<i>Cochliobolus carbonum</i>)</p> <p>Southern corn leaf blight (<i>Cochliobolus heterostrophus</i>)</p> <p>Eye Spot (<i>Aureobasidium zeae</i>)</p>	<p>For Field and Hybrid Seed Corn Apply: 2.0 to 5.7 fl oz/A (0.058 to 0.16 lb ai/A)</p> <p>For Sweet Corn Apply: 2.0 to 3.8 fl oz/A (0.058 to 0.11 lb ai/A)</p>	<p>Apply a maximum of two applications preventatively, (with the final application no later than the R4 early dough stage).</p> <p>For optimum results, begin applications preventively and continue as needed on a 7 to 10-day interval on field and seed corn and a minimum 14-day interval on sweet corn. Use the higher rates and shorter interval when disease pressure is high.</p> <p>Resistance Management: Do not make more than two (2) sequential applications of Evito before alternating to a labeled fungicide with a different mode of action for at least one (1) application.</p>
<p>SOILBORNE DISEASES CONTROL</p>		
<p>Rhizoctonia Root and stalk rot (<i>Rhizoctonia solani</i>)</p>	<p>0.16-0.24 fl oz/1,000 row feet</p>	<p>For soilborne/seedling disease control, see directions and rates under PRODUCT INFORMATION section.</p>

RESTRICTIONS AND OTHER INFORMATION:

Field and Hybrid Seed Corn

- Do not apply more than 11.4 fl oz (0.33 lb ai)/A of EVITO® 480 SC Fungicide per acre per year (including from an in-furrow or banded application).
- There is a maximum number of 2 applications per season, and a minimum interval of 7 days between applications.
- EVITO 480 SC Fungicide may also be applied through chemigation or by air.
- Do not apply EVITO® 480 SC Fungicide after the R4 stage (early dough).
- Do not apply EVITO® 480 SC Fungicide within 30 days of harvest.
- Do not use the 0.24 fl oz/1,000 row feet rate on rows spaced narrower than 22 inches.
- Do not use the 0.16 fl oz/1,000 row feet rate on rows spaced less than 15 inches.
- For twin rows spaced 7.5 to 8 inches apart on 30 inch centers, use the 0.16 fl oz/1,000 row feet rate for 15" rows only.

Sweet Corn

- Do not apply more than 15.2 fl oz (0.44 lb ai)/A of EVITO® 480 SC Fungicide per acre per year (including from an in-furrow or banded application).
- There is a maximum number of 4 applications per season, and a minimum interval of 14 days between applications.
 - EVITO 480 SC Fungicide may also be applied through chemigation or by air.
 - Do not apply EVITO 480 SC Fungicide within 7 days of harvest.
 - Do not apply EVITO 480 SC Fungicide within 23 days of use of stover for feed.

FRUITING VEGETABLES

Eggplant, groundcherry (*Physalis sp.*), pepino, pepper (includes bell pepper, chili pepper, cooking pepper, pimento, sweet pepper), tomatillo, and tomato

Disease Control	Product Rate to Use	Application Timing and Resistance Management
<p>Early blight <i>(Alternaria solani)</i></p> <p>Southern blight <i>(Sclerotium rolfsii)</i></p> <p>Target spot <i>(Corynespora cassiicola)</i></p>	<p>2.0 to 5.7 fl oz/A (0.058 to 0.16 lb ai/A)</p> <p>In California only: Use range is 3.8 to 5.7 fl oz/A. (0.058 to 0.11 lb ai/A)</p>	<p>For optimum results, begin applications preventively and continue as needed on a 7 to 10-day interval. To limit the potential for development of disease resistance:</p> <ul style="list-style-type: none"> • Alternate every application of a Qol fungicide with at least one application of another effective mode of action fungicide.
Disease Suppression	Product Rate to Use	Application Timing and Resistance Management
<p>Late blight <i>(Phytophthora infestans)</i></p>	<p>5.7 fl oz/A (0.16 lb ai/A)</p>	<p>Apply EVITO® 480 SC Fungicide preventatively on a 7-day interval. If symptoms develop switch to a non cross-resistant fungicide. Tank-mix or alternate with a protectant fungicide at low rate as directed on the label for late blight control.</p>

RESTRICTIONS AND OTHER INFORMATION:

- Do not apply more than 22.8 fl oz (0.66 lb ai) of EVITO® 480 SC Fungicide per acre per year.
- There is a maximum number of 4 applications per season, and a minimum interval of 7 days between applications.
- EVITO 480 SC Fungicide may also be applied through chemigation on fruiting vegetables.
- Do not apply to fruiting vegetables grown in a greenhouse.
- Do not apply EVITO® 480 SC Fungicide within 3 days of harvest.



**LOW GROWING BERRY
(CROP SUBGROUP 13-07G)**

Bearberry; bilberry; blueberry, lowbush; cloudberry; cranberry; lingonberry; muntries; partridgeberry; strawberry; cultivars, varieties, and/or hybrids of these

Disease Control	Rate to Use	Application Timing and Resistance Management
Anthracnose (<i>Colletotrichum fragariae</i>) Powdery Mildew (<i>Sphaerotheca macularis</i>) Botrytis (Suppression) (<i>Botrytis cinerea</i>)	2.0 to 5.7 fl oz/A (0.058 to 0.16 lb ai/A)	For optimum results, begin applications preventively and continue as needed on a 14 to 21 day interval. Use the higher rates and shorter interval when disease pressure is high Resistance Management: Do not make more than two (2) sequential applications of Evito before alternating to a labeled fungicide with a different mode of action for at least one (1) application
SOILBORNE DISEASES CONTROL		
Seedling root rot, basal stem rot (<i>Rhizoctonia solani</i>)	0.16-0.24 fl oz/1,000 row feet	For soilborne/seedling disease control, see directions and rates under PRODUCT INFORMATION section.

RESTRICTIONS AND OTHER INFORMATION:

- Do not apply more than 22.8 fl oz (0.66 lb ai)/A of EVITO® 480 SC Fungicide per acre per year (including from an in-furrow or banded application).
- There is a maximum number of 4 applications per season, and a minimum interval of 14 days between applications.
- EVITO 480 SC Fungicide may also be applied through chemigation or by air.
- EVITO 480 SC Fungicide may be used with a surfactant.
- Do not use in plant propagation nurseries.
- Do not apply EVITO® 480 SC Fungicide within 1 day of harvest.
- Do not use the 0.24 fl oz/1,000 row feet rate on rows spaced narrower than 22 inches.




**LEAF PETIOLE VEGETABLES
(CROP SUBGROUP 4-B)**

Cardoon, celery, Chinese celery, celtuce, Florence fennel, rhubarb, and Swiss chard

Disease Control	Product Rate to Use	Application Timing and Resistance Management
Early blight <i>(Cercospora apii)</i> Late blight <i>(Septoria apiicola)</i> Rhizoctonia root rot <i>(Rhizoctonia solani)</i>	5.7 fl oz/A (0.16 lb ai/A)	For optimum results, begin applications preventively and continue as needed on a 7 to 10-day interval. To limit the potential for development of disease resistance: <ul style="list-style-type: none"> • Alternate every application of a QoI fungicide with at least one application of another effective mode of action fungicide.

RESTRICTIONS AND OTHER INFORMATION:

- Do not apply more than 22.8 fl oz (0.66 lb ai) of EVITO® 480 SC Fungicide per acre per year.
- There is a maximum number of 4 applications per season, and a minimum interval of 7 days between applications.
- EVITO 480 SC Fungicide may also be applied through chemigation on leaf petiole vegetables.
- Do not apply EVITO® 480 SC Fungicide within 3 days of harvest.



2/0849

PEANUT

Disease Control	Product Rate to Use	Application Timing and Resistance Management
Early leaf spot <i>(Cercospora arachidicola)</i> Late leaf spot <i>(Cercosporidium personatum)</i> Leaf rust <i>(Puccinia arachidis)</i> Stem rot White mold Southern blight <i>(Sclerotium rolfsii)</i> Rhizoctonia limb rot <i>(Rhizoctonia solani)</i>	5.7 fl oz/A (0.16 lb ai/A)	For optimum results, begin applications preventively. Apply as needed on a 14-day interval. To limit the potential for development of disease resistance: <ul style="list-style-type: none"> • In areas with typically 1-4 sprays per year, alternate every application of a solo QoI fungicide with at least one application of another effective mode of action fungicide. • In areas with typically 5 or more fungicide sprays per year, a maximum of 2 sequential applications of a QoI fungicide followed by at least an equal number of another effective mode of action fungicide.

Soilborne Diseases Control	Product Rate to Use	Application Timing and Resistance Management
Pythium Damping Off <i>(Pythium spp.)</i> White Mold/Stem Rot Suppression <i>(Sclerotinia rolfsii)</i> Rhizoctonia Peg and Pod Rot <i>(Rhizocotonia solani)</i>	0.16 – 0.24 fl oz/1,000 row feet	For soilborne/seedling disease control, see directions and rates under PRODUCT INFORMATION section.

RESTRICTIONS AND OTHER INFORMATION:

- Do not apply more than 22.8 fl oz (0.66 lb ai) of EVITO® 480 SC Fungicide per acre per year including any seed treatment use.
- There is a maximum number of 4 applications per season, and a minimum interval of 14 days between applications.
- Do not apply EVITO® 480 SC Fungicide within 14 days of harvest.
- Do not use the 0.24 fl oz/1,000 row feet rate on rows spaced narrower than 22 inches.
- Do not use the 0.16 fl oz/1,000 row feet rate on rows spaced less than 15 inches.
- For twin rows spaced 7.5 to 8" apart on 30 inch centers, use the 0.16 fl oz/1,000 row feet rate for 15" rows only.
- Make no more than one application of seed treatment or in furrow or banded application in conjunction with the foliar application.

SQUASH/CUCUMBERS CROP SUBGROUP 9B*-

Including: Chayote, Chinese waxgourd (Chinese preserving melon), Cucumber, Gherkin, Gourd, edible (includes hyotan, cucuzza, hechima, Chinese okra, balsam apple, balsam pear, bitter melon, Chinese cucumber), Pumpkin, Squash, summer (includes crookneck squash, scallop squash, straightneck squash, vegetable marrow, and zucchini), and Squash, winter (includes butternut squash, calabaza, hubbard squash, acorn squash, and spaghetti squash).

Foliar Disease Control	Rate to Use	Application Timing and Resistance Management
<p>Alternaria blight (<i>Alternaria cucumerina</i>)</p> <p>Anthracnose (<i>Colletotricum orbiculare</i>)</p> <p>Belly rot (<i>Rhizoctonia solani</i>)</p> <p>Cercospora leaf spot (<i>Cercospora citrulina</i>)</p> <p>Downy mildew (<i>Pseudoperonospora cubensis</i>)</p> <p>Gummy stem blight (<i>Didymella bryoniae</i>)</p> <p>Microdomium blight (<i>Plectosporium tabacinum</i>)</p> <p>Myrothecium canker (<i>Myrothecium roridum</i>)</p> <p>Plectosporium blight (<i>Plectosporium tabacinum</i>)</p> <p>Powdery mildew (<i>Sphaerotheca fuliginea</i>, <i>Erysiphe cichoracearum</i>)</p> <p>Target leaf spot (<i>Corynesporium cassiicola</i>)</p>	<p>3.0 to 5.7 fl oz/A (0.09 to 0.18 lb ai/A)</p>	<p>Evito 480SC Fungicide should be used in conjunction with good crop management practices and integrated into an overall disease management strategy.</p> <p>For optimum results, begin applications preventively and continue as needed on a 7 to 14-day interval. Higher application rates should be used when disease is severe. For belly-rot control, make the first application at the 1-3 leaf crop stage, followed by a second application 10-14 days later, or at vine tip-over, whichever occurs first.</p> <p>Resistance Management: Alternate every application of Evito 480SC Fungicide with at least one application of another registered, non-Group 11 fungicide.</p> <ul style="list-style-type: none"> Do not make more than 4 applications of Evito 480 SC Fungicide and or a Group 11 fungicide per season. Do not use Evito 480 SC Fungicide for control of gummy stem blight where resistance to Group 11 (QoI) fungicides exists. Additional information on resistance management can be found in the General Information section of this label.

Soilborne Disease Control	Rate to Use	Application Timing and Resistance Management
Root rot <i>(Rhizoctonia solani)</i>	0.16-0.24 fl oz/1,000 row feet	See general application information

*Not approved for use on squash/cucumber subgroup 9B in California.

RESTRICTIONS AND OTHER INFORMATION:

- Do not apply more than 22.8 fl oz (0.66 lb ai) of EVITO 480 SC Fungicide per acre per year.
- There is a maximum number of 4 applications per season, and a minimum interval of 7 days between applications.
- EVITO 480 SC Fungicide may also be applied through chemigation on subgroup 9B crops.
- Do not apply to subgroup 9B crops grown in a greenhouse.
- Do not apply EVITO 480 SC Fungicide within 1 day of harvest.
- Do not tank mix Evito 480 SC Fungicide with EC-based insecticides, or the following products, as this may increase the risk of crop injury under certain environmental conditions: malathion, Kelthane®, Thiodan®, Phaser®, Lannate®, Lorsban®, M-Pede® or Botran®, as crop injury may occur.
- EVITO 480 SC Fungicide may be used with a Non-Ionic Surfactant (NIS).
- Refer to the APPLICATION GUIDELINES for information on tank mixes and the use of adjuvants.
- Do not use the 0.24 fl oz/1,000 row feet rate on rows spaced narrower than 22 inches.
- Do not use the 0.16 fl oz/1,000 row feet rate on rows spaced less than 15 inches.
- For twin rows spaced 7.5 to 8" apart on 30 inch centers, use the 0.16 fl oz/1,000 row feet rate for 15" rows only.



SOYBEAN

Disease Control	Rate to Use	Application Timing and Resistance Management
<p>Alternaria leaf spot (<i>Alternaria spp</i>)</p> <p>Anthracnose (<i>Colletotrichum truncatum</i>)</p> <p>Brown Spot (<i>Septoria glycines</i>)</p> <p>Cercospora blight (<i>Cercospora kikuchii</i>)</p> <p>Frogeye leaf spot (<i>Cercospora sojina</i>)</p> <p>Pod and Stem blight (<i>Diaporthe phaseolorum</i>)</p> <p>Rhizoctonia aerial blight (<i>Rhizoctonia solani</i>)</p> <p>Rust (<i>Phakopsora spp.</i>)</p>	<p>2.0 to 5.7 fl oz/A (0.058 to 0.16 lb ai/A)</p>	<p>Begin applications preventively and continue as needed on a 14 to 21 day interval. Apply a maximum of two applications per season no later than growth stage R5. Soybean rust: EVITO® 480 SC Fungicide may be used with a registered triazole fungicide to increase efficacy.</p>
<p>SOILBORNE DISEASES CONTROL</p>		
<p>Rhizoctonia Root and stalk rot (<i>Rhizoctonia solani</i>)</p> <p>Southern blight (<i>Sclerotium rolfsii</i>)</p>	<p>0.16-0.24 fl oz/1,000 row feet</p>	<p>For soilborne/seedling disease control, see directions and rates under PRODUCT INFORMATION section.</p>

RESTRICTIONS AND OTHER INFORMATION:

- Do not apply more than 11.4 fl oz (0.33 lb ai)/A of EVITO® 480 SC Fungicide per acre per year (including from an in-furrow or banded application).
- There is a maximum number of 2 applications per season, and a minimum interval of 14 days between applications.
- EVITO 480 SC may also be applied through chemigation or by air.
- Do not apply EVITO® 480 SC Fungicide after R5.
- Do not apply EVITO® 480 SC Fungicide within 3 days of forage harvest or 30 days of seed harvest.
- Do not use the 0.24 fl oz/1,000 row feet rate on rows spaced narrower than 22 inches.
- Do not use the 0.16 fl oz/1,000 row feet rate on rows spaced less than 15 inches.
- For twin rows spaced 7.5 to 8" apart on 30 inch centers, use the 0.16 fl oz/1,000 row feet rate for 15" rows only.

250449

**TUBEROUS AND CORM VEGETABLES
(CROP SUBGROUP 1-C)**

Arracacha, arrowroot, artichoke (Chinese, Jerusalem), canna (edible), cassava (bitter, sweet), chayote (root), chufa, dasheen (taro), ginger, leren, potato, sweet potato, tanier, turmeric, and yam (bean, true)

Disease Control	Product Rate to Use	Application Timing and Resistance Management
Early blight (<i>Alternaria solani</i>)	2.0 - 3.8 fl oz/A (0.058 to 0.11 lb ai/A) In California only: Do not use lower rate. Use 3.8 fl oz/A. (0.11 lb ai/A)	For optimum results, begin applications preventively and continue as needed on a 7 to 10-day interval. Use higher rate when disease pressure is severe. EVITO® 480 SC Fungicide may be applied aerially on potato. To limit the potential for development of disease resistance: <ul style="list-style-type: none"> • Alternate every application of a QoI fungicide with at least one application of another effective mode of action fungicide.

Disease Suppression	Product Rate to Use	Application Timing and Resistance Management
Late blight (<i>Phytophthora infestans</i>)	3.8 fl oz/A (0.11 lb ai/A)	Apply EVITO® 480 SC Fungicide preventatively on a 7-day interval. If symptoms develop switch to a non cross-resistant fungicide. Tank-mix or alternate with a protectant fungicide at low rate as directed on the label rate for late blight control.

Soilborne Diseases Control	Product Rate to Use	Application Timing and Resistance Management
Black scurf (<i>Rhizoctonia solani</i>) Silver scurf (<i>Helminthosporium solani</i>) Black Dot (<i>Colletotricum coccodes</i>)	0.16 – 0.24 fl oz/1,000 row feet	For soilborne/seedling disease control, see directions and rates under PRODUCT INFORMATION section.

RESTRICTIONS AND OTHER INFORMATION:

- Do not apply more than 22.8 fl oz (0.66 lb ai) of EVITO® 480 SC Fungicide per acre per year including any seed treatment use.
- EVITO 480 SC Fungicide may also be applied through chemigation or aerially on potato and tuber vegetables.
- Do not apply EVITO® 480 SC Fungicide within 7 days of harvest.
- Do not use the 0.24 fl oz/1,000 row feet rate on 22 or 30 inch rows.
- Do not use the on rows spaced less than 22 inches.
- Make no more than one application of seed treatment or in furrow or banded application in conjunction with the foliar application.

WHEAT

Disease Control	Rate to Use	Application Timing and Resistance Management
Leaf rust <i>(Puccinia recondita f. sp. tritici)</i> Stripe rust <i>(Puccinia striiformis)</i> Stem rust <i>(Puccinia graminis)</i> Septoria leaf and glume blotch <i>(Septoria tritici, Septoria nodorum)</i> Tan Spot <i>(Pyrenophora tritici-repentis)</i>	2.0 to 4 fl oz/A (0.058 to 0.12 lb ai/A)	For optimum results, begin applications preventively and continue as needed on a 14 to 21 day interval. Use the higher rates and shorter interval when disease pressure is high Resistance Management: Do not make more than two (2) sequential applications of EVITO® 480 SC Fungicide before alternating to a labeled fungicide with a different mode of action for at least one (1) application. Apply prior to disease development from Feekes 5 (Zadok's 31) up to late head emergence at Feekes 10.5 (Zadok's 59).
Powdery Mildew <i>(Erysiphe graminis)</i>	2.5 to 4 fl oz/A (0.072 to 0.12 lb ai/A)	

RESTRICTIONS AND OTHER INFORMATION:

- Do not apply more than 8 fl oz (0.23 lb ai) of EVITO® 480 SC Fungicide per acre per year.
- There is a maximum number of 2 applications per season, and a minimum interval of 14 days between applications.
- EVITO 480 SC may also be applied through chemigation or by air.
- Do not apply EVITO® 480 SC Fungicide within 40 days of harvest for grain and straw.
- Do not apply EVITO® 480 SC Fungicide within 7 days of harvest for forage and hay.
- Do not apply later than Feekes growth stage 10.5.
- Make no more than one application prior to harvest of wheat forage.

Warranty and Disclaimer Statement


The directions for use of this product are believed to be adequate and must be followed carefully. However, it is impossible to eliminate all risks associated with the use of this product. Such risks may arise from weather conditions, soil factors, off-target movement, unconventional farming techniques, the presence of other materials, the manner of use or application, or other unknown factors, all of which are beyond the control of Arysta LifeScience North America, LLC ("Arysta"), and can cause crop injury, injury to non-target crops or plants, ineffectiveness of the product, or other unintended consequences. All such risks shall be assumed by the user or buyer.

Arysta warrants that this product conforms to the chemical description on the label and is reasonably fit for the purposes stated in the Directions for Use, subject to the inherent risks described above, when used in accordance with the Directions for Use under normal conditions.

This warranty does not extend to the use of this product contrary to label instructions or under conditions not reasonably foreseeable to Arysta, and is subject to the inherent risks described above. **TO THE EXTENT CONSISTENT WITH APPLICABLE LAW, ARYSTA DISCLAIMS ALL OTHER WARRANTIES, EXPRESSED OR IMPLIED, INCLUDING ANY WARRANTY OF MERCHANTABILITY OR FITNESS FOR A PARTICULAR PURPOSE. TO THE EXTENT CONSISTENT WITH APPLICABLE LAW, ARYSTA, MANUFACTURER, AND SELLER DISCLAIM AND SHALL NOT BE LIABLE FOR ANY SPECIAL, INCIDENTAL, INDIRECT, OR CONSEQUENTIAL DAMAGES RESULTING FROM THE USE, HANDLING, APPLICATION, STORAGE, OR DISPOSAL OF THIS PRODUCT OR FOR DAMAGES IN THE NATURE OF PENALTIES, AND THE USER AND BUYER WAIVE ANY RIGHT THAT THEY MAY HAVE TO SUCH DAMAGES. NO AGENT, REPRESENTATIVE OR EMPLOYEE OF ARYSTA IS AUTHORIZED TO MAKE ANY WARRANTY, GUARANTEE OR REPRESENTATION BEYOND THOSE CONTAINED HEREIN OR TO MODIFY THE WARRANTIES CONTAINED HEREIN. TO THE EXTENT CONSISTENT WITH APPLICABLE LAW, THE EXCLUSIVE REMEDY OF THE USER OR BUYER, AND THE TOTAL LIABILITY OF ARYSTA, MANUFACTURER, AND SELLER, SHALL BE LIMITED TO THE PURCHASE PRICE PAID, OR AT ARYSTA'S ELECTION, THE REPLACEMENT OF THE PRODUCT.**

EVITO is a registered trademark of Arysta LifeScience North America, LLC
Arysta LifeScience and the Arysta LifeScience logo are registered trademarks of Arysta LifeScience Corporation.

EVITO 480 SC Fungicide (ABN of Fluoxastrobin 480 SC Fungicide) (MASTER) 08/18/11,
Notification 09/05/11



28 of 49

DISARM™ 480 SC FUNGICIDE SUB-LABEL
ABN – Armor Tech™ DISARM™ 480 SC Fungicide

GROUP 11 FUNGICIDE

DISARM™ 480 SC Fungicide

For the control of foliar, stem and root diseases in turf and ornamentals for commercial production and in landscape areas around residential, municipal and commercial properties, field grown ornamentals and ornamentals in greenhouses, interiorscapes and other enclosed structures

ACTIVE INGREDIENT:

Fluoxastrobin: [(1E)-[2-[[6-(2-Chlorophenoxy)-5-fluoro-4-pyrimidinyl]oxy] phenyl] 5,6-dihydro-1,4,2-dioxazin-3-yl) methanone-O-methyloxime]..... **40.3%**

OTHER INGREDIENTS:..... **59.7%**

This product contains 3.69 pounds of fluoxastrobin per gallon (443 g per liter) **TOTAL: 100.0%**

KEEP OUT OF REACH OF CHILDREN

CAUTION

Si usted no entiende la etiqueta, busque a alguien para que se la explique a usted en detalle.

(If you do not understand the label find someone to explain it to you in detail.)

For Product Use Information Call 1-866-761-9397

Produced for:
Arysta LifeScience North America, LLC
15401 Weston Parkway, Suite 150
Cary, NC 27513
AD08/18/11

EPA Reg. No. 66330-64
EPA EST. No.

NET CONTENTS: _____

FIRST AID	
IF ON SKIN: OR CLOTHING	<ul style="list-style-type: none"> • Take off contaminated clothing. • Rinse skin with plenty of water for 15–20 minutes. • Get medical attention if irritation persists.
IF IN EYES:	<ul style="list-style-type: none"> • Hold eye open and rinse slowly and gently with water for 15-20 minutes. • Remove contact lenses, if present, after the first 5 minutes, then continue rinsing. • Call a physician if irritation persists.
IF SWALLOWED:	<ul style="list-style-type: none"> • Call a poison control center or doctor for treatment advice. • Do not induce vomiting unless told to do so by a poison control center or doctor. • Have person sip a glass of water if able to swallow.
Have the product container or label with you when calling a poison control center or doctor or going for treatment.	
FOR 24-HOUR EMERGENCY MEDICAL ASSISTANCE:	
Call PROSAR at 1-866-303-6952 or 1-651-632-8946 if calling from outside of the U.S.	

PRECAUTIONARY STATEMENTS

HAZARDS TO HUMANS AND DOMESTIC ANIMALS

CAUTION: Prolonged or frequently repeated skin contact may cause allergic reactions in some individuals. Avoid contact with skin, eyes or clothing.

PERSONAL PROTECTIVE EQUIPMENT (PPE)

Applicators and other handlers must wear long-sleeved shirt and long pants, shoes plus socks, and chemical resistant gloves made of any waterproof material, such as nitrile, butyl, neoprene and/or barrier laminate. These are only some of the glove materials that are chemically resistant to this product. For more options, refer to category A on an EPA chemical resistance category selection chart.

USER SAFETY

Discard clothing and other absorbent materials that have been drenched or heavily contaminated with this product's concentrate. Do not reuse them. Follow manufacturer's instructions for cleaning/maintaining PPE. If there are no such instructions for washables, use detergent and hot water. Keep and wash PPE separately from other laundry.

ENGINEERING CONTROLS STATEMENT

When handlers use closed systems, enclosed cabs, or aircraft in a manner that meets the requirements listed in the Worker Protection Standard (WPS) for agricultural pesticides [40 CFR 170.240 (d) (4-6)], the handler PPE requirements may be reduced or modified as specified in the WPS.

USER SAFETY RECOMMENDATIONS:

Users should:

- Wash hands before eating, drinking, chewing gum, using tobacco or using the toilet.
- Remove clothing immediately if pesticide gets inside. Then wash thoroughly and put on clean clothing.
- Remove PPE immediately after handling this product. Wash the outside of gloves before removing. As soon as possible, wash thoroughly and change into clean clothing.

ENVIRONMENTAL HAZARDS

This pesticide is toxic to fish and aquatic invertebrates. Drift and runoff may be hazardous to aquatic organisms in water adjacent to treated areas. The active ingredient in this product can be persistent for several months or longer. Do not apply directly to water or to areas where surface water is present or to intertidal areas below the mean high water mark, or other sensitive areas that may be exposed to spray drift. Do not contaminate water when disposing of equipment washwater or rinsate.

DIRECTIONS FOR USE

It is a violation of Federal law to use this product in a manner inconsistent with its labeling. Do not apply this product in a way that will contact workers or other persons, either directly or through drift. Only protected handlers may be in the area during application. For any requirements specific to your State or Tribe, consult the agency responsible for pesticide regulation.

For use to control diseases in ornamentals and turf on sod farms, golf courses, lawns and landscape areas around residential, institutional, public, commercial and industrial buildings, parks, recreational areas and athletic fields.

AGRICULTURAL USE REQUIREMENTS

Use this product only in accordance with its labeling and with the Worker Protection Standard, 40 CFR part 170. This Standard contains requirements for the protection of agricultural workers on farms, forests, nurseries, and greenhouses, and handlers of agricultural pesticides. It contains requirements for training, decontamination, notification, and emergency assistance. It also contains specific instructions and exceptions pertaining to the statements on this label about personal protective equipment (PPE), notification to workers, and restricted-entry interval. The requirements in this box only apply to uses of this product that are covered by the Worker Protection Standard.

Do not enter or allow worker entry into treated areas during the restricted-entry interval (REI) of **12 hours.**

PPE required for early entry to treated areas that is permitted under the Worker Protection Standard and that involves contact with anything that has been treated, such as plants, soil, or water is: long-sleeved shirt and long pants or coveralls, shoes plus socks, and chemical resistant gloves made of any waterproof material, such as nitrile, butyl, neoprene, and / or barrier laminate.

NON-AGRICULTURAL USE REQUIREMENTS

THE REQUIREMENTS IN THIS BOX APPLY TO USES OF THIS PRODUCT THAT ARE not WITHIN THE SCOPE OF THE Worker Protection Standard for agricultural pesticides (40 CFR Part 170). The WPS applies when this product is used to produce agricultural plants on farms, forests, nurseries, or greenhouses.

Keep children and pets out of treated area until spray has dried.

STORAGE AND DISPOSAL

Do not contaminate water, food or feed by storage or disposal.

PESTICIDE STORAGE

Store in original container and keep tightly closed. Store in a cool dry place.

For help with any spill, leak, fire or exposure involving this material, call CHEMTREC day or night at (703) 527-3887 or 1-800-424-9300.

PESTICIDE DISPOSAL

Wastes resulting from the use of this product may be disposed of on site or at an approved waste disposal facility.

CONTAINER HANDLING

Nonrefillable container. Do not reuse or refill this container. Triple rinse container (or equivalent) promptly after emptying. Triple rinse as follows, empty the remaining contents into application equipment or a mix tank and drain for 10 seconds after the flow begins to drip. Fill the container ¼ full with water and recap. Shake for 10 seconds. Pour rinsate into application equipment or a mix tank or store rinsate for later use or disposal. Drain for 10 seconds after the flow begins to drip. Repeat this procedure two more times. Offer for recycling, if available, or puncture and dispose of in a sanitary landfill, or by other procedures approved by state and local authorities.

PRODUCT INFORMATION

DISARM™ 480 SC Fungicide is a broad-spectrum xylem systemic fungicide for the control of certain diseases in turf and ornamentals. DISARM 480 SC works by interfering with respiration in plant-pathogenic fungi, and is a potent inhibitor of spore germination and mycelial growth. The active ingredient, fluoxastrobin, moves rapidly into green tissue via translaminar and xylem movement and is rainfast in as little as fifteen minutes after application. Roots of plants also take up the active ingredient where it is translocated throughout the xylem of plants to provide internal inhibition of fungal growth and protect the plant from new infections. The broad spectrum of activity of DISARM 480 SC makes it an excellent choice as the foundation fungicide for turf and ornamental disease management programs. Other labeled fungicides can be used in tank mixture or alternated with DISARM 480 SC to cover all the major fungal diseases that attack most, if not all, major turfgrass and ornamental species.

UNDER CERTAIN CONDITIONS CONDUCIVE TO EXTENDED INFECTION PERIODS, ADDITIONAL FUNGICIDE APPLICATIONS BEYOND THE NUMBER ALLOWED BY THIS LABEL MAY BE NEEDED. UNDER THESE CONDITIONS, USE ANOTHER FUNGICIDE REGISTERED FOR THE DISEASE.

RESISTANCE MANAGEMENT

The active ingredient in DISARM 480 SC (fluoxastrobin) belongs to the strobilurin class of chemistry which exhibits no known cross-resistance to other chemical classes including sterol inhibitors, dicarboximides, benzimidazoles, anilinopyrimidines, or phenylamides. Fluoxastrobin exhibits cross-resistance to other QoI fungicides, such as: trifloxystrobin, azoxystrobin, and

kresoxim-methyl (Group 11 fungicides). Certain fungal pathogens are known to develop resistance to products with the same mode of action when used repeatedly. Because resistance development cannot be predicted, the use of this product should conform to resistance management strategies established for turf and ornamentals. Such strategies may include rotating and/or tank-mixing with products having different modes of action, or limiting the total number of applications per season. Arysta LifeScience encourages responsible resistance management to ensure effective long-term control of the fungal diseases on this label.

Follow specific recommendations that limit the total number of sprays on turf and ornamentals and the required alternations with fungicides from other resistance management groups. In situations requiring multiple fungicide sprays, develop season-long spray programs for using Group 11 (QoI-containing) fungicides with the following guidelines. Turf pathogens that incite Dollar Spot, Gray Leaf Spot, Anthracnose, and Pythium Blight are known to have the capacity to develop resistant populations with the repeated use of a single fungicide or a single class of fungicide chemistry. Certain fungal pathogens of ornamentals also have the capacity to become resistant to single site inhibitor fungicides. In particular, the pathogens that incite Downy Mildew, Powdery Mildew and Rust diseases of ornamentals are known to have the capacity to develop resistance to single site inhibitors.

1. When using a Group 11 fungicide alone, the number of applications made for control of at risk diseases should be no more than one third of the total number of fungicide applications per season.
2. In programs where tank mixes or pre-mixes of a Group 11 fungicide with a fungicide of another Group are utilized, the number of Group 11 fungicide applications made for control of at risk diseases should be no more than one half of the total number of fungicide applications per season.
3. In programs where applications of Group 11 fungicides are made with both solo products and mixtures, the number of Group 11 fungicide applications made for control of at risk diseases should be no more than one half of the total number of fungicide applications per season.

APPLICATION GUIDELINES
Broadcast Ground Sprayers

Thorough coverage is necessary to provide good disease control. Applications using sufficient water volume to provide thorough and uniform coverage provide the most effective disease control.

Equip sprayers with nozzles that provide accurate and uniform application. Be certain that nozzles are the same size and uniformly spaced across the boom. Calibrate the sprayer before use. Use a pump with the capacity to: (1) maintain a minimum of 35 psi at nozzles, and (2) provide sufficient agitation in the tank to keep the mixture in suspension (this requires recirculation of 10% of the tank volume per minute). Use jet agitators or a liquid sparge tube for vigorous agitation. Use screens to protect the pump and to prevent nozzles from clogging. Screens placed on the suction side of the pump should be 16-mesh or coarser. Do not place a screen in the recirculation line. Use 50-mesh screens at the nozzles. Check nozzle manufacturer's recommendations. For information on spray equipment and calibration, consult sprayer manufacturer's and/or state recommendations. For specific local directions and spray schedules, consult the current state agricultural experiment station recommendations.

Mixing Procedures

Prepare no more spray mixture than is needed for the immediate operation. Thoroughly clean spray equipment before using this product. Agitation is necessary for proper dispersal of the product. Maintain maximum agitation throughout the spraying operation. Do not let the spray mixture stand overnight in the spray tank. Flush the spray equipment thoroughly following each use and apply the rinsate to a previously treated area.

DISARM 480 SC Alone

Add 1/2 of the required amount of water to the mix tank. With the agitator running, add the DISARM 480 SC to the tank. Continue agitation while adding the remainder of the water. Begin application of the solution after the DISARM 480 SC has completely and uniformly dispersed into the mix water. Maintain agitation until all of the mixture has been applied.

DISARM 480 SC + Tank-mix Partners

Add 1/2 of the required amount of water to the mix tank. Start the agitator running before adding any tank-mix partners. In general, tank-mix partners should be added in this order: products packaged in water-soluble packaging (see note below), wettable powders, wettable granules, (dry flowables), liquid flowables (such as DISARM 480 SC), liquids, and emulsifiable concentrates. Always allow each tank-mix partner to become fully and uniformly dispersed before adding the next product. Provide sufficient agitation while adding the remainder of the water. Maintain agitation until all of the mixture has been applied.

Note: When using DISARM 480 SC in tank-mixtures, all products in water-soluble packaging should be added to the tank before any other tank-mix partner, including DISARM 480 SC. Allow the water-soluble packaging to completely dissolve and the product(s) to completely disperse before adding any other tank-mix partner to the tank.

If using DISARM 480 SC in a tank-mixture, observe all directions for use, sites, use rates, dilution ratios, precautions, and limitations, which appear on the tank-mix product label. No label dosage rate may be exceeded, and the most restrictive label precautions and limitations must be followed. This product must not be mixed with any product that prohibits such mixing. Tank-mixtures or application of other products referenced on this label are permitted only in those states in which the referenced products are registered.

DISARM 480 SC is compatible with most pesticides, plant growth regulators and foliar nutrient products. However, the physical compatibility of DISARM 480 SC with tank-mix partners should be tested before use. To determine the physical compatibility of DISARM 480 SC with other products, use a jar test, as described below.

Jar Test Procedure: Using a quart jar, add the proportionate amounts of the products to 1/2 qt. of water. Add wettable powders and water dispersible granular products first, then liquid flowables, and emulsifiable concentrates last. After thoroughly mixing, add the remaining 1/2 qt of water, shake and let stand for at least 5 minutes. If the combination remains mixed or can be remixed readily, it is physically compatible. Once compatibility has been proven, use the same procedure for adding required ingredients to the spray tank.

The safety of all potential tank-mixes including additives and other pesticides on turf and ornamentals has not been tested. Before applying any tank-mixture not specifically

recommended on this label, confirm the safety of the tank mixture to turf and ornamentals. To test for turf and ornamental safety, apply DISARM 480 SC in a small area and in accordance with label instructions. Observe plants over a period of time for the appearance of phytotoxicity symptoms.

DIRECTIONS FOR USE THROUGH SPRINKLER IRRIGATION SYSTEMS

Apply this product only through overhead sprinkler irrigation systems including center pivot, microjet, wheel lines, lateral move, side roll, or overhead solid set irrigation systems. Do not apply this product through any other type of irrigation system. Reduced effectiveness in turf, can result from non-uniform distribution of the treated irrigation water.

If you have questions about calibration, contact State Extension Service Specialists, equipment manufacturers or other irrigation experts.

SPRAY PREPARATION

Remove scale, pesticide residues, and other foreign matter from the chemical tank and entire injector system. Flush with clean water.

APPLICATION INSTRUCTIONS

First prepare a suspension of DISARM 480 SC in a mix tank. Fill tank with 1/2 to 3/4 the desired amount of water. Start mechanical or hydraulic agitation. Add the required amount of DISARM 480 SC and then the remaining volume of water. Then set sprinkler to deliver no more than 0.4 inch of water per acre. Start sprinkler and uniformly inject the suspension of DISARM 480 SC into the irrigation water line to deliver the desired rate per acre. The suspension of DISARM 480 SC should be injected with a positive displacement pump into the main line ahead of a right angle turn to insure adequate mixing. If you have any other questions about calibration, contact State Extension Service specialists, equipment manufacturers or other experts.

NOTE: Avoid further field irrigation over the treated area for 24 hours after treating with DISARM 480 SC to prevent washing the chemical off the turf.

CHEMIGATION SYSTEMS CONNECTED TO PUBLIC WATER SYSTEMS

1. Do not connect an irrigation system (including greenhouse systems) used for pesticide application to a public water system unless the pesticide label prescribed safety devices for public water systems are in place. Public water system means a system for the provision to the public of piped water for human consumption if such system has at least 15 service connections or regularly serves an average of at least 25 individuals daily at least 60 days out of the year.
2. Chemigation systems connected to public water systems must contain a functional, reduced-pressure zone, back flow preventer (RPZ) or the functional equivalent in the water supply line upstream from the point of pesticide introduction. As an option to the RPZ, the water from the public water system should be discharged into a reservoir tank prior to pesticide introduction. There shall be a complete physical break (air gap) between the flow outlet end of the fill pipe and the top or overflow rim of the reservoir tank of at least twice the inside diameter of the fill pipe.
3. The pesticide injection pipeline must contain a functional, automatic, quick-closing check valve to prevent the flow of fluid back toward the injection.
4. The pesticide injection pipeline must contain a functional, normally closed, solenoid-operated valve located on the intake side of the injection pump and connected to the system interlock

to prevent fluid from being withdrawn from the supply tank when the irrigation system is either automatically or manually shut down.

- 5. The system must contain functional interlocking controls to automatically shut off the pesticide injection pump when the water pump motor stops, or in cases where there is no water pump, when the water pressure decreases to the point where pesticide distribution is adversely affected.
- 6. Systems must use a metering pump, such as a positive displacement injection pump (e.g., diaphragm pump) effectively designed and constructed of materials that are compatible with pesticides and capable of being fitted with a system interlock.
- 7. Do not apply when wind speed favors drift beyond the area intended for treatment.

SPECIAL PRECAUTIONS FOR CHEMIGATION THROUGH SPRINKLER IRRIGATION SYSTEMS

- 1. Maintain continuous agitation in mix tank during mixing and application to assure a uniform suspension.
- 2. Greater accuracy in calibration and distribution will be achieved by injecting a larger volume of a more dilute solution per unit time.
- 3. The system must contain a functional check valve, vacuum relief valve, and low pressure drain appropriately located on the irrigation pipeline to prevent water source contamination from backflow.
- 4. The pesticide injection pipeline must contain a functional, automatic, quick-closing check valve to prevent the flow of fluid back toward the injection pump.
- 5. The pesticide injection pipeline must also contain a functional, normally closed solenoid-operated valve located on the intake side of the injection pump and connected to the system interlock to prevent fluid from being withdrawn from the supply tank when the irrigation system is either automatically or manually shutdown.
- 6. The system must contain functional interlocking controls to automatically shut off the pesticide injection pump when the water pump motor stops.
- 7. The irrigation line or water pump must include a functional pressure switch which will stop the water pump motor when the water pressure decreases to the point where pesticide distribution is adversely affected.
- 8. Systems must use a metering pump, such as a positive displacement injection pump (e. g., diaphragm pump) effectively designed and constructed of materials that are compatible with pesticides and capable of being fitted with a system interlock.
- 9. Do not apply when wind speed favors drift beyond the area intended for treatment. If you are unsure of wind conditions, contact your local extension agent.
- 10. Do not apply when system connections or fittings leak, when nozzles do not provide uniform distribution or when lines containing the product must be dismantled and drained. Reduced effectiveness may result from non-uniform distribution of treated water.
- 11. Allow sufficient time for pesticide to be flushed through all lines and all nozzles before turning off irrigation water. A person knowledgeable of the chemigation system and responsible for its operation, or under supervision of the responsible person, shall shut the system down and make necessary adjustments as needed.
- 12. Do not connect an irrigation system used for pesticide application to a public water system unless the pesticide label-prescribed safety devices for public water systems are in place.

SPRAY DRIFT

SENSITIVE AREAS

This pesticide must only be applied when the potential for drift to adjacent sensitive areas (e.g., residential areas, bodies of water, known habitats for threatened or endangered species, non-target crops) is minimal (e.g., when wind is blowing away from the sensitive areas).

Avoiding spray drift at the application site is the responsibility of the applicator. The interaction of many equipment-and-weather-related factors determine the potential for spray drift. The applicator and the grower are responsible for considering all these factors when making decisions.

USE DIRECTIONS FOR TURF

DISARM 480 SC provides control of many important diseases in turf. Use DISARM 480 SC in conjunction with cultural practices that promote healthy, vigorous turf. These practices include nutrient management, thatch management, water management and judicious use of other fungicides and cultural practices.

For use in the establishment of turfgrass from seed or in overseeding of dormant turfgrass:

DISARM 480 SC may be used for control of certain turfgrass diseases associated with turfgrass establishment from seed. DISARM 480 SC may also be used during overseeding of dormant turfgrass.

DISARM 480 SC may be safely applied before or after seeding or at seedling germination and emergence to ryegrass, bentgrass, bluegrass, fescue, and other turfgrasses. Optimum application timing for control of seedling diseases is just prior to, during or just after seeding.

Rate Ranges: Use the shorter specified application interval and/or the higher specified rate when prolonged favorable disease conditions exist.



37049

DIRECTIONS FOR APPLICATION TO TURF

Disease Control	Use Rate (fl oz product per Acre)	Use Rate (fl oz product per 1000 sq ft)	App. Interval (days)	Application Instructions
Anthracnose* (Foliar Infection Phase) <i>(Colletotrichum graminicola)</i>	8.0 – 16.0	0.18 – 0.36	14 - 28	Use preventatively. Begin applications when conditions are favorable for disease development. Under severe conditions tank-mix with another fungicide labeled for control of Anthracnose.
Anthracnose* (Crown Rot Phase) <i>(Colletotrichum graminicola)</i>	8.0 – 16.0	0.18 – 0.36	14 - 21	Use preventatively. Begin applications when conditions are favorable for disease development. Tank-mix with another fungicide labeled for control of Anthracnose.
Brown Patch <i>(Rhizoctonia solani)</i>	4.0 – 16.0	0.09 – 0.36	14 - 28	Apply when conditions are favorable for disease development.
Cool Weather Brown Patch Yellow Patch <i>(Rhizoctonia cerealis)</i>	16.0	0.36	28	<p>Make one or two applications in fall or when conditions are favorable for disease development.</p> <p>Curative applications may be made in the spring if disease appears. Curative applications may be made at 8.0 – 16.0 fl oz/A (0.18 – 0.36 fl oz/1000 sq ft) with a 14 – 28 days application interval.</p>
Dollar Spot* <i>(Sclerotinia homoeocarpa)</i>	8.0 – 16.0	0.18 – 0.36	14 – 21	<p>DISARM 480 SC provides control of light to moderate dollar spot pressure when used to control other diseases. Under heavy dollar spot pressure or where dollar spot is the only targeted disease use a DMI fungicide (propiconazole, tebuconazole, triadimefon, myclobutanil, etc.) labeled for control of Dollar Spot in tank-mix or in alternation with DISARM 480 SC applications.</p>
Fairy Ring <i>(Basidiomycete fungi)</i>	12.0 - 16.0	0.28 - 0.36	21 - 28	<p>Apply as soon as fairy ring symptoms develop. Apply in 4 gallons of water per 1,000 sq ft or irrigate after application with ¼ inch water. A wetting agent may facilitate penetration.</p>

38 of 49

Disease Control	Use Rate (fl oz product per Acre)	Use Rate (fl oz product per 1000 sq ft)	App. Interval (days)	Application Instructions
Gray Leaf Spot* (<i>Pyricularia grisea</i>)	8.0 – 16.0	0.18 – 0.36	14 - 28	Begin applications before disease is present. Under heavy disease pressure tank-mix with another product labeled for control of Gray Leaf Spot.
Leaf Spot (<i>Bipolaris sorokiniana</i>)	8.0 – 16.0	0.18 – 0.36	14 - 21	Apply when conditions are favorable for disease development.
Melting Out (<i>Drechslera poae</i>)	8.0 – 16.0	0.18 – 0.36	14 - 21	Apply when conditions are favorable for disease development.
Microdochium (Fusarium) Patch (<i>Microdochium nivale</i>)	8.0 – 16.0	0.18 – 0.36	14 - 28	Use preventatively. Begin applications when conditions are favorable for disease infection, prior to disease symptom development.
Pink Patch (<i>Limonomyces roseipellis</i>)	8.0 – 16.0	0.18 – 0.36	14 - 28	Apply when conditions are favorable for disease development.
Powdery Mildew (<i>Erysiphe graminis</i>)	8.0 – 16.0	0.18 – 0.36	14 - 28	Apply at first sign of infection. Repeat as necessary.
Pythium Blight * (<i>Pythium aphanidermatum</i>)	8.0 – 16.0	0.18 – 0.36	7 - 14	Use preventatively. Begin applications when conditions are favorable for disease infection, prior to disease symptom development. During periods of prolonged favorable conditions, treat on the 14-day application interval. When conditions are favorable for heavy Pythium Blight pressure use DISARM 480 SC in combination with another product registered for Pythium Blight control.
Pythium Root Rot (<i>Pythium spp.</i>)	8.0 – 16.0	0.18 – 0.36	7 - 10	Apply when conditions are favorable for disease development.
Pythium Damping Off (<i>Pythium spp.</i>)	8.0 – 16.0	0.18 – 0.36	7 - 10	Apply uniformly to the seed bed before, during or just after seeding. Lightly irrigate after application. Repeat application if conditions remain favorable for disease.

Disease Control	Use Rate (fl oz product per Acre)	Use Rate (fl oz product per 1000 sq ft)	App. Interval (days)	Application Instructions
Red Thread (<i>Laetisaria fuciformis</i>)	8.0 – 16.0	0.18 – 0.36	14 - 28	Apply when conditions are favorable for disease development.
Rust (<i>Puccinia spp.</i>)	8.0 – 16.0	0.18 – 0.36	14 – 28	Apply at the first sign of infection or when conditions are favorable for disease development. Repeat as necessary.
Snow Mold, Pink (<i>Microdochium nivale</i>)	16.0	0.36	28	Apply 1 to 2 applications prior to permanent snow cover. Tank-mix with propiconazole, chlorothalonil or pentachloronitrobenzene at labeled rates.
Snow Mold, Typhula Blight (<i>Typhula incarnata</i>)	8.0	0.18	28	
Southern Blight (<i>Sclerotium rolfsii</i>)	8.0 – 16.0	0.18 – 0.36	14 - 28	Apply when conditions are favorable for disease development.
Spring Dead Spot (<i>Leptosphaeria korrae</i>) or (<i>Gaeumannomyces graminis</i> var. <i>graminis</i>) or (<i>Ophiosphaerella herpotricha</i>)	16.0	0.36	14 - 28	Apply 1 or 2 applications approximately one month prior to bermudagrass dormancy. Apply ¼" to ½" of irrigation after application.
Summer Patch (<i>Magnaporthe poae</i>)	8.0 – 16.0	0.18 – 0.36	14 - 28	Start applications in the spring when soil temperatures at 2" depth reach 60 - 65° F or as prescribed by local turf specialists.
Take-All Patch (<i>Gaeumannomyces graminis</i> var. <i>avenae</i>)	16.0	0.36	28	Begin applications before disease is present and continue applications while conditions are favorable for disease development. Make two applications in the spring and two applications in the fall.
Zoysia Patch Large Patch of Zoysia (<i>Rhizoctonia solani</i> and/or <i>Gaeumannomyces spp.</i>)	12.0 - 16.0	0.28 - 0.36	14 - 28	Preventative and Curative: Make 1 – 2 applications in the fall before dormancy. Consult with local turfgrass experts for optimum timing in your area.

*See **RESISTANCE MANAGEMENT** section when using DISARM 480 SC for control of these diseases.

Restrictions and Other Information

- Do not apply more than 68.4 fl oz (1.97 lb ai) of DISARM 480 SC per acre per year, or more than 16 fl oz per acre per application.

- There is a maximum number of 4 applications per season, and a minimum interval of 7 days between applications.
- Not for homeowner use. May only be applied to residential turf by a certified pest control operator.
- Under conditions of high disease pressure, use the higher rates, the shortest application interval or both.
- For soil-borne diseases, use sufficient water to move the active ingredient into the crown and upper root zone.

DISARM 480 SC Fungicide Rate Conversion Chart for Turf					
Fl oz Product per Acre	Fl oz Product per 1,000 sq ft	Lb ai/A	Coverage of One Container		
			16 fl oz	64 fl oz	1 gal
4.0	0.09	0.12	4.0 A	16 A	32 A
8.0	0.18	0.23	2.0 A	8 A	16 A
12.0	0.28	0.35	1.3 A	5.3 A	10.7 A
16.0	0.36	0.46	1.0 A	4 A	8 A

DIRECTIONS FOR APPLICATION TO ORNAMENTALS

DISARM 480 SC is recommended for control of certain pathogens causing foliar, root and stem diseases of ornamentals. Applications can be made to plants growing in containers, benches, flats, plugs and beds in greenhouses, shadehouses, outdoor nurseries, field plantings, retail nurseries, interiorscapes, residential, public and commercial landscape areas.

Foliar Application: Apply DISARM 480 SC in sufficient water to ensure complete coverage of the target plant. Apply in enough water to wet the leaf surfaces to the point of drip. Repeat applications at specified intervals as long as conditions for disease are favorable. Begin applications prior to disease development and continue throughout the season at specified intervals. DISARM 480 SC is most effective when applied preventively before disease is widespread.

Apply DISARM 480 SC at use rates of 1 – 4 oz/100 gallons every 7 – 28 days. The addition of a non-ionic surfactant at the recommended use rates may enhance coverage on hard-to-wet plant foliage. Under light to moderate disease pressure, use the lower rates (1-2 oz/100 gallons) on a 7 – 14 day interval or the higher rates (3 – 4 oz/100 gallons) on a 14 – 28 day interval. Under environmental conditions which promote severe disease development, use the higher rates (3 – 4 oz/100 gallons) on a 7 – 14 day interval. Use a spray volume of 100 – 400 gallons of solution per acre, depending on the size of the plants.

Arysta LifeScience North America, LLC recommends the use of a Chemical Producers and Distributors Association certified adjuvant.

Drench, Crown and Surface Spray Application: DISARM 480 SC may be applied to control soilborne, seedling, and crown diseases of production ornamentals (greenhouse, shadehouse, container grown and field grown) as a preventative, drench, crown or surface spray treatment prior to infection. Good coverage of the pre-infection area (root zone, root ball, crown, etc.) is

necessary for satisfactory control. Make applications prior to infection as healthy roots are necessary to optimize product uptake systemic translocation and disease protection.


DISARM 480 SC may be applied as drench to container grown ornamentals using 0.15 – 0.6 fl oz/100 gallons of water. Thoroughly wet the root zone of the plants with the solution using up to 1 – 2 pt per sq ft of surface area. If a drench application is not feasible, use 0.4 – 1.6 fl oz/1,000 sq ft of growing area in sufficient water to provide uniform coverage and follow with enough irrigation to completely wet the root zone of the plants. Use of the higher rate drench is limited to one application per year.

Restrictions: Do not apply more than 1.97 lb ai per acre per year.

Disease (Pathogen)	Use Rate (fl oz product in 100 gallons of water)	App. Interval (days)	Application Instructions
LEAF BLIGHTS / SPOTS			
<i>Ascochyta</i> spp.**	1-4	7-28	
Alternaria Leaf Spot (<i>Alternaria</i> spp.)	1-4	7-28	
Anthracnose ** (<i>Colletrichum</i> spp., <i>Elsinoe</i> spp.)	4 - 8	7 - 28	
Cercospora Leaf Spot** (<i>Cercospora</i> spp.)	1 - 4	7 - 28	
Downy Mildew** (<i>Peronospora</i> spp., <i>Pseudoperonospora</i> spp., <i>Plasmophora</i> spp., <i>Bremia</i> spp.)	1 - 4	7 - 21	
<i>Corynespora</i> spp.**	1 - 4	7- 28	
<i>Diplocarpon</i> spp.	2 - 4	7 -21	
<i>Sclerotinia</i> spp.**	2 - 4	7 -21	
<i>Venturia</i> spp.	1 - 4	7- 28	
Myrothecium Leaf Spot** (<i>Myrothecium</i> spp.)	1 - 4	7- 28	
Septoria Leaf Spot** (<i>Septoria</i> spp.)	1 - 4	7 - 28	
POWDERY MILDEWS			
<i>Erysiphe</i> spp.	1 - 4	7 - 28	Preventative applications only. Do not make more than 2 sequential applications before rotating to another class of fungicides.
<i>Microsphaera</i> azaleae	1 - 4	7- 28	
<i>Sphaerotheca</i> pannosa	1 - 4	7- 28	
<i>Podospaera</i> spp., <i>Uncinula</i> spp.	1 - 4	7- 28	
RUSTS			
Needle Rust** (<i>Melampsora</i> spp.)	1 - 4	7- 28	
<i>Phragmidium</i> spp.**	1 - 4	7- 28	
<i>Puccinia</i> spp.	1 - 4	7- 28	

Disease (Pathogen)	Use Rate (fl oz product in 100 gallons of water)	App. Interval (days)	Application Instructions
<i>Uromyces</i> spp.**	1 - 4	7- 28	
FLOWER BLIGHTS** Anthracnose (<i>Collectotrichum</i> spp., <i>Elsinoe</i> spp.) Botrytis blight (<i>Botrytis</i> spp.)	1 - 4 4 - 8	7- 28 7- 21	Apply prior to infection.
SHOOT/STEM DISEASES** (Crown Spray) Aerial/Shoot Blight (<i>Phytophthora</i> spp.)	1 - 4	7- 28	
SOILBORNE DISEASES (Crown Spray) <i>Rhizoctonia solani</i> <i>Sclerotium rolfsii**</i> <i>Fusarium</i> spp.**	2 - 4 2 - 4 2 - 4	7 - 21 7 - 21 7 - 21	
SOILBORNE DISEASES (Drench or Surface Spray) <i>Rhizoctonia solani</i> <i>Sclerotium rolfsii**</i> <i>Fusarium</i> spp.** <i>Phytophthora</i> spp.	0.15 - 0.6 0.15 - 0.6 0.15 - 0.6 0.15 - 0.6	14 - 28 14 - 28 14 - 28 14 - 28	Apply in 1 - 2 pints of solution per sq ft surface area (or enough solution to wet the growing media). Apply in 1 - 2 pints of solution per sq ft surface area (or enough solution to wet the growing media). Apply in 1 - 2 pints of solution per sq ft surface area (or enough solution to wet the growing media). Apply in 1 - 2 pints of solution per sq ft surface area (or enough solution to wet the growing media).


**Not currently registered for use in California.



PLANT SAFETY: DISARM 480 SC has been shown to be safe when applied to the ornamental plants listed in the table below. However, due to the large number of genera, species and varieties of ornamental and nursery plants, it is impossible to test every variety or cultivar for tolerance to DISARM 480 SC. Neither the manufacturer nor the seller has determined whether or not DISARM 480 SC can be used safely on genera, species, or varieties of ornamental and nursery plants not specified on this label. The professional user should conduct small scale testing to insure plant safety prior to broad scale commercial use on plant genera and species not listed in this label.

Plants that have been shown to be tolerant to DISARM 480 SC

African Violet	Impatiens, Walleriana
Ageratum	Lantana
Angelonia	Lobelia
Argyranthemum	Lupine
Bacopa	Monardia
Begonia	Nemesiex
Calibrachoa	Osteospermum
Chrysanthemum	Penta
Coleus	Petunia
Dahlia	Rose
Dianthus	Scavola
Dogwood	Snapdragon
Geranium	Torenia
Gerbera Daisy	Verbena
Hollyhock	Zinnia
Impatiens, New Guinea	




Warranty and Disclaimer Statement

1. The directions for use of this product are believed to be adequate and must be followed carefully. However, it is impossible to eliminate all risks associated with the use of this product. Such risks may arise from weather conditions, soil factors, off-target movement, unconventional farming techniques, the presence of other materials, the manner of use or application, or other unknown factors, all of which are beyond the control of Arysta LifeScience North America, LLC ("Arysta"), and can cause crop injury, injury to non-target crops or plants, ineffectiveness of the product, or other unintended consequences. All such risks shall be assumed by the user or buyer.
2. Arysta warrants that this product conforms to the chemical description on the label and is reasonably fit for the purposes stated in the Directions for Use, subject to the inherent risks described above, when used in accordance with the Directions for Use under normal conditions.
3. This warranty does not extend to the use of this product contrary to label instructions or under conditions not reasonably foreseeable to Arysta, and is subject to the inherent risks described above. **TO THE EXTENT CONSISTENT WITH APPLICABLE LAW, ARYSTA DISCLAIMS ALL OTHER WARRANTIES, EXPRESSED OR IMPLIED, INCLUDING ANY WARRANTY OF MERCHANTABILITY OR FITNESS FOR A PARTICULAR PURPOSE. TO THE EXTENT CONSISTENT WITH APPLICABLE LAW, ARYSTA, MANUFACTURER, AND SELLER DISCLAIM AND SHALL NOT BE LIABLE FOR ANY SPECIAL, INCIDENTAL, INDIRECT, OR CONSEQUENTIAL DAMAGES RESULTING FROM THE USE, HANDLING, APPLICATION, STORAGE, OR DISPOSAL OF THIS PRODUCT OR FOR DAMAGES IN THE NATURE OF PENALTIES, AND THE USER AND BUYER WAIVE ANY RIGHT THAT THEY MAY HAVE TO SUCH DAMAGES. NO AGENT, REPRESENTATIVE OR EMPLOYEE OF ARYSTA IS AUTHORIZED TO MAKE ANY WARRANTY, GUARANTEE OR REPRESENTATION BEYOND THOSE CONTAINED HEREIN OR TO MODIFY THE WARRANTIES CONTAINED HEREIN.**
4. **TO THE EXTENT CONSISTENT WITH APPLICABLE LAW, THE EXCLUSIVE REMEDY OF THE USER OR BUYER, AND THE TOTAL LIABILITY OF ARYSTA, MANUFACTURER, AND SELLER, SHALL BE LIMITED TO THE PURCHASE PRICE PAID, OR AT ARYSTA'S ELECTION, THE REPLACEMENT OF THE PRODUCT.**

DISARM is a registered trademark of Arysta LifeScience North America, LLC

DISARM 480 SC Fungicide (MASTER) 08/18/11,



45 of 49

FLUOXASTROBIN 480 SC FUNGICIDE SUB-LABEL

GROUP 11 FUNGICIDE

FLUOXASTROBIN 480 SC Fungicide Seed Treatment

ACTIVE INGREDIENT: Fluoxastrobin: [(1E)-[2-[[6-(2-Chlorophenoxy)-5-fluoro-4-pyrimidinyl]oxy] phenyl] 5,6-dihydro-1,4,2-dioxazin-3-yl) methanone-O-methyloxime]..... **40.3%**

OTHER INGREDIENTS:..... **59.7%**

This product contains 3.69 pounds of fluoxastrobin per gallon (443 g per liter)

TOTAL: 100.0%

KEEP OUT OF REACH OF CHILDREN

CAUTION

Si usted no entiende la etiqueta, busque a alguien para que se la explique a usted en detalle.
(If you do not understand the label find someone to explain it to you in detail.)

For Product Use Information Call 1-866-761-9397

Produced for:

**Arysta LifeScience North America, LLC
15401 Weston Parkway, Suite 150
Cary, NC 27513
AD052711**

**EPA Reg. No. 66330-64
EPA EST. No.**

NET CONTENTS:

FIRST AID

IF ON SKIN: OR CLOTHING	<ul style="list-style-type: none"> • Take off contaminated clothing. • Rinse skin with plenty of water for 15–20 minutes. • Get medical attention if irritation persists.
IF IN EYES:	<ul style="list-style-type: none"> • Hold eye open and rinse slowly and gently with water for 15-20 minutes. • Remove contact lenses, if present, after the first 5 minutes, then continue rinsing. • Call a physician if irritation persists.
IF SWALLOWED:	<ul style="list-style-type: none"> • Call a poison control center or doctor for treatment advice. • Do not induce vomiting unless told to do so by a poison control center or doctor. • Have person sip a glass of water if able to swallow. • Do not give anything to an unconscious person.

Have the product container or label with you when calling a poison control center or doctor or going for treatment.

FOR 24-HOUR EMERGENCY MEDICAL ASSISTANCE:

Call PROSAR at 1-866-303-6952 or
1-651-632-8946 if calling from outside of the U.S.

460f49

**PRECAUTIONARY STATEMENTS
HAZARDS TO HUMANS AND DOMESTIC ANIMALS**

CAUTION: Prolonged or frequently repeated skin contact may cause allergic reactions in some individuals. Avoid contact with skin, eyes or clothing.

PERSONAL PROTECTIVE EQUIPMENT (PPE)

Applicators and other handlers must wear long-sleeved shirt and long pants, shoes plus socks, and chemical resistant gloves made of any waterproof material, such as nitrile, butyl, neoprene and/or barrier laminate. These are only some of the glove materials that are chemically resistant to this product. For more options, refer to category A on an EPA chemical resistance category selection chart.

Discard clothing and other absorbent materials that have been drenched or heavily contaminated with this product's concentrate. Do not reuse them. Follow manufacturer's instructions for cleaning/maintaining PPE. If there are no such instructions for washables, use detergent and hot water. Keep and wash PPE separately from other laundry.

USER SAFETY RECOMMENDATIONS:

Users should:

- Wash hands before eating, drinking, chewing gum, using tobacco or using the toilet.
- Remove clothing immediately if pesticide gets inside. Then wash thoroughly and put on clean clothing.
- Remove PPE immediately after handling this product. Wash the outside of gloves before removing. As soon as possible, wash thoroughly and change into clean clothing.

ENVIRONMENTAL HAZARDS

This pesticide is toxic to fish and aquatic invertebrates. Drift and runoff may be hazardous to aquatic organisms in water adjacent to treated areas. The active ingredient in this product can be persistent for several months or longer. Do not apply directly to water or to areas where surface water is present or to intertidal areas below the mean high water mark, or other sensitive areas that may be exposed to spray drift. Do not contaminate water when disposing of equipment washwater or rinsate.

DIRECTIONS FOR USE

It is a violation of Federal law to use this product in a manner inconsistent with its labeling.

Do not apply this product in a way that will contact workers or other persons, either directly or through drift. Only protected handlers may be in the area during application. For any requirements specific to your State or Tribe, consult the agency responsible for pesticide regulation.

AGRICULTURAL USE REQUIREMENTS

Use this product only in accordance with its labeling and with the Worker Protection Standard, 40 CFR part 170. This Standard contains requirements for the protection of agricultural workers on farms, forests, nurseries, and greenhouses, and handlers of agricultural pesticides. It contains requirements for training, decontamination, notification, and emergency assistance. It also contains specific instructions and exceptions pertaining to the statements on this label about personal protective equipment (PPE), notification to workers, and restricted-entry interval. The requirements in this box only apply to uses of this product that are covered by the Worker Protection Standard.

Do not enter or allow worker entry into treated areas during the restricted-entry interval (REI) of **12 hours**.

PPE required for early entry to treated areas that is permitted under the Worker Protection Standard and that involves contact with anything that has been treated, such as plants, soil, or water is: long-sleeved shirt and long pants or coveralls, shoes plus socks, and chemical resistant gloves made of any waterproof material, such as nitrile, butyl, neoprene, and / or barrier laminate.

STORAGE AND DISPOSAL

Do not contaminate water, food or feed by storage or disposal.

PESTICIDE STORAGE

Store in original container and keep tightly closed. Store in a cool dry place. For help with any spill, leak, fire or exposure involving this material, call CHEMTREC day or night at (703) 527-3887 or 1-800-424-9300.

PESTICIDE DISPOSAL

Wastes resulting from the use of this product may be disposed of on site or at an approved waste disposal facility.

CONTAINER HANDLING

Nonrefillable container. Do not reuse or refill this container. Triple rinse container (or equivalent) promptly after emptying. Triple rinse as follows, empty the remaining contents into application equipment or a mix tank and drain for 10 seconds after the flow begins to drip. Fill the container ¼ full with water and recap. Shake for 10 seconds. Pour rinsate into application equipment or a mix tank or store rinsate for later use or disposal. Drain for 10 seconds after the flow begins to drip. Repeat this procedure two more times. Offer for recycling, if available, or puncture and dispose of in a sanitary landfill, or by other procedures approved by state and local authorities.

PRODUCT INFORMATION

Fluoxastrobin 480 SC is a broad-spectrum fungicide for the suppression of seed-borne disease and early season damping-off caused by *Rhizoctonia solani* as a seed treatment in potato, peanut, and turf. Fluoxastrobin 480 SC works by interfering with respiration in plant-pathogenic fungi, and is a potent inhibitor of spore germination and mycelial growth.

480 of 49

**SEED TREATMENT
POTATO (SEED PIECE), PEANUT, AND TURF**

Disease Suppression	Rate to Use	Directions For Use
<i>Rhizoctonia solani</i>	0.16 – 0.32 fl oz/cwt (0.005 – 0.009 lb ai/cwt)	Apply as a seed treatment using standard slurry or mist-type seed treatment equipment. Uniform application to seed is necessary to ensure seed safety and best disease protection. Seed should be sound and well cured prior to treatment. Product should be diluted with sufficient water to ensure complete seed coverage. Consult a seed treatment specialist regarding slurry rates recommended for the crop to be treated with Fluoxastrobin 480 SC. The length of control will vary depending on the rate used.

RESTRICTIONS AND OTHER INFORMATION:

SEED LABELING: Federal law requires that bags containing treated seed shall be labeled as follows: "This seed has been treated with Fluoxastrobin. Do not use for food, feed, or oil purposes. Store away from feeds and foodstuffs." **USE PRECAUTION:** When using formulations that do not contain dye, to comply with 40 CFR 153.155, all seed treated with an economic poison must be colored to distinguish and prevent subsequent inadvertent use as a food for man or feed for animals.



Warranty and Disclaimer Statement

1. The directions for use of this product are believed to be adequate and must be followed carefully. However, it is impossible to eliminate all risks associated with the use of this product. Such risks may arise from weather conditions, soil factors, off-target movement, unconventional farming techniques, the presence of other materials, the manner of use or application, or other unknown factors, all of which are beyond the control of Arysta LifeScience North America, LLC ("Arysta"), and can cause crop injury, injury to non-target crops or plants, ineffectiveness of the product, or other unintended consequences. All such risks shall be assumed by the user or buyer.
2. Arysta warrants that this product conforms to the chemical description on the label and is reasonably fit for the purposes stated in the Directions for Use, subject to the inherent risks described above, when used in accordance with the Directions for Use under normal conditions.
3. This warranty does not extend to the use of this product contrary to label instructions or under conditions not reasonably foreseeable to Arysta, and is subject to the inherent risks described above. **TO THE EXTENT CONSISTENT WITH APPLICABLE LAW, ARYSTA DISCLAIMS ALL OTHER WARRANTIES, EXPRESS OR IMPLIED, INCLUDING ANY WARRANTY OF MERCHANTABILITY OR FITNESS FOR A PARTICULAR PURPOSE. TO THE EXTENT CONSISTENT WITH APPLICABLE LAW, ARYSTA, MANUFACTURER, AND SELLER DISCLAIM AND SHALL NOT BE LIABLE FOR ANY SPECIAL, INCIDENTAL, INDIRECT, OR CONSEQUENTIAL DAMAGES RESULTING FROM THE USE, HANDLING, APPLICATION, STORAGE, OR DISPOSAL OF THIS PRODUCT OR FOR DAMAGES IN THE NATURE OF PENALTIES, AND THE USER AND BUYER WAIVE ANY RIGHT THAT THEY MAY HAVE TO SUCH DAMAGES. NO AGENT, REPRESENTATIVE OR EMPLOYEE OF ARYSTA IS AUTHORIZED TO MAKE ANY WARRANTY, GUARANTEE OR REPRESENTATION BEYOND THOSE CONTAINED HEREIN OR TO MODIFY THE WARRANTIES CONTAINED HEREIN.**
4. **TO THE EXTENT CONSISTENT WITH APPLICABLE LAW, THE EXCLUSIVE REMEDY OF THE USER OR BUYER, AND THE TOTAL LIABILITY OF ARYSTA, MANUFACTURER, AND SELLER, SHALL BE LIMITED TO THE PURCHASE PRICE PAID, OR AT ARYSTA'S ELECTION, THE REPLACEMENT OF THE PRODUCT.**

Fluoxastrobin 480 SC Fungicide (MASTER) 08/18/11

