



66330-29

12/04/2006

1/42

D 325249 S 802115

| | | |
|---|--|--|
|  <p>U.S. ENVIRONMENTAL PROTECTION AGENCY Office of Pesticide Programs Registration Division (7505P) 1200 Pennsylvania Ave., N.W. Washington, D.C. 20460</p> | EPA Reg. Number: 66330-29 | Date of Issuance: DEC 4 2006 |
| | Terms of Issuance: Conditional | |
| | Name of Pesticide Product: Captan 80WP Water Soluble Packs | |
| <p>NOTICE OF PESTICIDE: ____ Registration <u>XX</u> Reregistration (under FIFRA, as amended)</p> | | |
| <p>Name and Address of Registrant (include ZIP Code): Arysta LifeScience North America Corporation 15401 Weston Parkway, Suite 150 Cary, NC 27513</p> | | |
| <p>Note: Changes in labeling differing in substance from that accepted in connection with this registration must be submitted to and accepted by the Registration Division prior to use of the label in commerce. In any correspondence on this product always refer to the above EPA registration number.</p> | | |
| <p>On the basis of information furnished by the registrant, the above named pesticide is hereby registered/reregistered under the Federal Insecticide, Fungicide and Rodenticide Act. Registration is in no way to be construed as an endorsement or recommendation of this product by the Agency. In order to protect health and the environment, the Administrator, on his motion, may at any time suspend or cancel the registration of a pesticide in accordance with the Act. The acceptance of any name in connection with the registration of a product under this Act is not to be construed as giving the registrant a right to exclusive use of the name or to its use if it has been covered by others.</p> <p>Based on your response to the Reregistration Eligibility Document(s) and the accepted label stamped October 2, 2006, EPA has reregistered the product listed above.</p> <p>This reregistration action is taken under the authority of section 4(g)(2)(c) of the Federal Insecticide, Fungicide, and Rodenticide Act, as amended. Reregistration under this section does not eliminate the need for continual reassessment of pesticides. EPA may require submission of data at any time to maintain the registration of your product.</p> | | |
| Signature of Approving Official:  Tony Kish, Product Manager (22) Registration Division, Fungicide Branch | | Date: DEC 4 2006 |

2/42

CAPTAN 80 WP in Water Soluble Packs

MASTER LABEL FOR CAPTAN 80 WP in Water Soluble Packs
Note: This master label will be the basis of the following package labels:

- CAPTAN 80 WDG; CAPTAN PRO 80 WDG
- CAPTAN 80 WP in Water Soluble Packs

GROUP M FUNGICIDE

A Fungicide for Plant Disease Control

ACTIVE INGREDIENTS:

Captan* 77.8 %
Related Derivatives 1.8 %

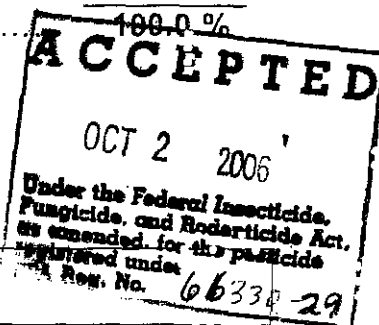
OTHER INGREDIENTS: 20.4 %

TOTAL 100.0 %

*N-Trichloromethylthio-4-cyclohexene-1,2-dicarboximide.

KEEP OUT OF REACH OF CHILDREN

**DANGER
PELIGRO**



FIRST AID

| | |
|-------------------------------|---|
| IF IN EYES | <ul style="list-style-type: none"> • Hold eye open and rinse slowly and gently with water for 15-20 minutes. • Remove contact lenses, if present, after the first 5 minutes, then continue rinsing eye. • Call a poison control center or doctor for treatment advice. |
| IF ON SKIN OR CLOTHING | <ul style="list-style-type: none"> • Take off contaminated clothing. • Rinse skin immediately with plenty of water for 15-20 minutes. • Call a poison control center or doctor for treatment advice. |
| IF INHALED | <ul style="list-style-type: none"> • Move person to fresh air. • If person is not breathing, call 911 or an ambulance, then give artificial respiration, preferably mouth-to-mouth if possible. • Call a poison control center or doctor for further treatment. |
| IF SWALLOWED | <ul style="list-style-type: none"> • Call a poison control center or doctor for treatment advice. • Have person sip a glass of water if able to swallow. • Do not induce vomiting unless told to do so by the poison control center or doctor. |

NOTE TO PHYSICIAN: Probable mucosal damage may contraindicate the use of gastric lavage.
Have a product container or label with you when calling poison control center or doctor or going for treatment.

FOR 24-HOUR EMERGENCY MEDICAL ASSISTANCE CALL: 1-866-632-8946

**FOR CHEMICAL EMERGENCY: Spill, leak, fire, exposure, or accident
call CHEMTREC 1-800-424-9300**

Arysta LifeScience North America Corporation
15401 Weston Parkway, Suite 150
Cary, NC 27513

EPA Reg. No. 66330-29
EPA Est. No.

Net Contents: 25 lbs
1 lb (10 - 1 lb water soluble pouches per one outside package)

3/42

CAPTAN 80 WDG (in 25 lb bag Sub-Label)
Alternate Brand Name: CAPTAN PRO 80 WDG

CAPTAN 80 WDG

GROUP **M** FUNGICIDE

A Fungicide for Plant Disease Control

ACTIVE INGREDIENTS:

| | |
|---------------------|---------|
| Captan* | 77.8 % |
| Related Derivatives | 1.8 % |
| OTHER INGREDIENTS | 20.4 % |
| TOTAL | 100.0 % |

*N-Trichloromethylthio-4-cyclohexene-1,2-dicarboximide.

CAPTAN 80 WDG is a water dispersible granule for use in water as a spray for the control of certain fungal diseases of fruit and ornamental crops, and as a soil treatment for the control of certain seed rots and damping-off diseases.

EPA Reg. No. 66330-29

EPA Est. No. _____

Net Contents: 25 lbs

KEEP OUT OF REACH OF CHILDREN

DANGER
PELIGRO

Si usted no entiende la etiqueta busque a alguien para que se la explique a usted en detalle. (If you do not understand the label find someone to explain it to you in detail.)

See inside booklet for additional Precautionary Statements

CORROSIVE. CAUSES IRREVERSIBLE EYE DAMAGE

If a known exposure occurs or is suspected, immediately start the procedures given below and contact a POISON CONTROL CENTER, PHYSICIAN, OR THE NEAREST HOSPITAL. Describe the type and extent of exposure, the victim's symptoms and follow the advice given.

4/42

| FIRST AID | |
|---|---|
| IF IN EYES | <ul style="list-style-type: none"> • Hold eye open and rinse slowly and gently with water for 15-20 minutes. • Remove contact lenses, if present, after the first 5 minutes, then continue rinsing eye. • Call a poison control center or doctor for treatment advice. |
| IF ON SKIN OR CLOTHING | <ul style="list-style-type: none"> • Take off contaminated clothing. • Rinse skin immediately with plenty of water for 15-20 minutes. • Call a poison control center or doctor for treatment advice. |
| IF INHALED | <ul style="list-style-type: none"> • Move person to fresh air. • If person is not breathing, call 911 or an ambulance, then give artificial respiration, preferably mouth-to-mouth if possible. • Call a poison control center or doctor for further treatment. |
| IF SWALLOWED | <ul style="list-style-type: none"> • Call a poison control center or doctor for treatment advice. • Have person sip a glass of water if able to swallow. • Do not induce vomiting unless told to do so by the poison control center or doctor. |
| <p>NOTE TO PHYSICIAN: Probable mucosal damage may contraindicate the use of gastric lavage.</p> <p>Have a product container or label with you when calling poison control center or doctor or going for treatment.</p> | |
| <p>FOR 24-HOUR EMERGENCY MEDICAL ASSISTANCE CALL: 1-866-303-6952</p> <p>FOR CHEMICAL EMERGENCY: Spill, leak, fire, exposure, or accident call CHEMTREC 1-800-424-9300</p> | |

Made in U.S.A.

ARYSTA LIFESCIENCE NORTH AMERICA CORPORATION
15401 Weston Parkway, Suite 150
Cary, NC 27513

PRECAUTIONARY STATEMENTS

HAZARDS TO HUMANS & DOMESTIC ANIMALS

DANGER

Corrosive. Causes irreversible eye damage. Harmful if absorbed through skin. Do not get in eyes or on clothing. Avoid contact with skin. Wear long-sleeved shirt and long pants; socks and shoes, protective eyewear (goggles, face shield or safety glasses), and chemical resistant gloves (such as or made out of any waterproof material, selection category A). Wash thoroughly with soap and water after handling. Prolonged or frequently repeated skin contact may cause allergic reaction in some individuals.

5/42

PERSONAL PROTECTIVE EQUIPMENT (PPE)

Some materials that are chemical-resistant to this product are polyethylene and polyvinyl chloride. If you want more options, follow the instructions for category A on an EPA chemical-resistance category selection chart.

All mixers, loaders, applicators, flaggers and other handlers (including handlers participating in seeding and transplanting as part of root-dip or greenhouse-soil treatments) must wear:

- Long-sleeved shirt and long pants,
- Shoes plus socks,
- Chemical-resistant gloves *except* flaggers, pilots and applicators driving motorized equipment,
- Chemical-resistant apron when mixing/loading participating in dip treatments, cleaning up spills, cleaning equipment or otherwise exposed to concentrate.
- Protective eyewear

Follow manufacturer's instructions for cleaning/maintaining PPE. If no such instructions for washables exist, use detergent and hot water. Keep and wash PPE separately from other laundry.

USER SAFETY RECOMMENDATIONS

- Users should wash hands before eating, drinking, chewing gum, using tobacco or using the toilet.
- Users should remove clothing/PPE immediately if pesticide gets inside. Then wash thoroughly and put on clean clothing.
- Users should remove PPE immediately after handling this product. Wash the outside of gloves before removing. As soon as possible, wash thoroughly and change into clean clothing.

ENVIRONMENTAL HAZARDS

This product is toxic to aquatic organisms. Do not apply directly to water, or to areas where surface water is present, or to intertidal areas below the mean high water mark. Drift and runoff from treated areas may be hazardous to aquatic organisms in neighboring areas. Do not contaminate water when cleaning equipment or disposing of equipment washwaters or rinsate.

This product may contaminate water through drift of spray in wind. This product has a potential for runoff for several months or more after application. Poorly draining soils and soils with shallow water tables are more prone to produce runoff that contains this product. A level, well maintained vegetative buffer strip between areas to which this product is applied and surface water features such as ponds, streams, and springs will reduce the potential for contamination of water from rainfall-runoff. Runoff of this product will be reduced by avoiding applications when rainfall is forecasted to occur within 48 hours. Sound erosion control practices will reduce this product's contribution to surface water contamination.

6/42

DIRECTIONS FOR USE

It is a violation of Federal Law to use this product in a manner inconsistent with its labeling.

Read all precautions and directions for use before using. Use only for claims listed and only as specified on this label.

Do not apply this product with chemigation equipment. Do not apply this product in a way that will contact workers or other persons, either directly or through drift. Only protected handlers may be in the area during application.

AGRICULTURAL USE REQUIREMENTS

Use this product in accordance with its labeling and with the Worker Protection Standard, 40 CFR part 170. This standard contains requirements for the protection of agricultural workers on farms, forests, nurseries, and greenhouses, and handlers of agricultural pesticides. It contains requirements for training, decontamination, notification, and emergency assistance. It also contains specific instructions and exceptions pertaining to the statements on this label about personal protection equipment (PPE), notification to workers, and restricted-entry interval. The requirements in this box only apply to uses of this product that are covered by the Worker Protection Standard.

Do not enter or allow worker entry into treated areas during the restricted entry interval (REI). The REI for each crop is listed in the directions for use associated with each crop.

EARLY ENTRY PPE

PPE required for early entry to treated areas that is permitted under the Worker Protection Standard and that involves contact with anything that has been treated, such as plants, soil, or water, is:

- Coveralls,
- Chemical-resistant gloves made of any water-proof material,
- Shoes plus socks
- Protective eyewear

EYE-PROTECTION

To mitigate eye irritation concerns from post-application exposures, the Agency is requiring that for at least seven days following the application of captan; 1. at least one container designed specifically for flushing eyes must be available in operating condition at the WPS-required decontamination site for workers entering the area treated with captan, and

2. workers must be informed orally, in a manner they can understand:
 - that residues in the treated area may be highly irritating to their eyes,
 - that they should take precautions, such as refraining from rubbing their eyes, to keep the residues out of their eyes,

- that if they do get residues in their eyes, they should immediately flush their eyes with the eyeflush container that is located at the decontamination site, and
- on how to operate the eyeflush container.

DOUBLE NOTIFICATION

Notify workers of the application by warning them orally and by posting warning signs at entrances to treated areas.

NON-AGRICULTURAL USE REQUIREMENTS

The requirements in this box apply to uses of this product that are NOT within the scope of the Worker Protection Standard for agricultural pesticides (40 CFR Part 170). The WPS applies when this product is used to produce agricultural plants on farms, forests, nurseries, or greenhouses.

Entry Restrictions for Postharvest Fruit Dip

Do not contact or allow others to contact the treated fruit until sprays have dried.

Entry Restrictions for All Other Non-WPS Uses

Do not enter or allow others to enter until sprays have dried.

In order that pesticide residues on food and forage crops will not exceed federal tolerances, use only at recommended rates and intervals, and do not apply closer to harvest than specified. Do not apply or allow to drift to adjoining food, fiber or pasture crops. Drift of Captan onto sensitive crops (e.g. D'Anjou Pears) can cause severe phytotoxicity and crop loss.

Consult State Agricultural Experiment stations or State Agricultural Extension Service for additional information, as the time of applications needed will vary with the local conditions. Avoiding spray drift at the application site is the responsibility of the applicator. The interaction of many equipment-and-weather-related factors determine the potential for spray drift. The applicator and the grower are responsible for considering all these factors when making decisions.

Apply only as a medium or coarser spray (ASAE standard 572) or a volume mean diameter of 300 microns or greater for spinning atomizer nozzles.

Apply only when the wind speed is 2-10 mph at the application site.

FOR AERIAL APPLICATIONS:

The boom length must not exceed 75% of the wingspan or 90% of the rotor blade diameter.

Release the spray at the lowest height consistent with efficacy and flight safety. Do not release spray at a height greater than 10 feet above the crop canopy.

When applications are made with a crosswind, the swath will be displaced downwind. The applicator must compensate for this displacement at the downwind edge of the application area by adjusting the path of the aircraft upwind.

Do not make applications into temperature inversions.

FOR GROUND BOOM APPLICATION

Do not apply with a nozzle height greater than 4 feet above the crop canopy.

Where states have more stringent regulations, they should be observed.

The applicator should be familiar with and take into account the information covered in the Aerial Drift Reduction Advisory Information.

AERIAL DRIFT REDUCTION ADVISORY

This section is advisory in nature and does not supersede the mandatory label requirements.

INFORMATION ON DROPLET SIZE

The most effective way to reduce drift potential is to apply large droplets. The best drift management strategy is to apply the largest droplets that provide sufficient coverage and control. Applying larger droplets reduces drift potential, but will not prevent drift if applications are made improperly, or under unfavorable environmental conditions (see Wind, Temperature and Humidity, and Temperature Inversions).

CONTROLLING DROPLET SIZE

Volume – Use high flow rate nozzles to apply the highest practical spray volume. Nozzles with higher rated flows produce larger droplets.

Pressure – Do not exceed the nozzle manufacturer's recommended pressures. For many nozzle types lower pressure produces larger droplets. When higher flow rates are needed, use higher flow rate nozzles instead of increasing pressure.

Number of Nozzles – Use the minimum number of nozzles that provide uniform coverage.

Nozzle Orientation – Orienting nozzles so that the spray is released parallel to the air stream produces larger droplets than other orientations and is the recommended practice. Significant deflection from horizontal will reduce droplet size and increase drift potential.

9/42

BOOM LENGTH

For some use patterns, reducing the effective boom length to $\frac{3}{4}$ of the wingspan or rotor length may further reduce drift without reducing swath width.

APPLICATION HEIGHT

Applications should not be made at a height greater than 10 feet above the top of the largest plants unless a greater height is required for aircraft safety. Making applications at the lowest height that is safe reduces exposure of droplets to evaporation and wind.

SWATH ADJUSTMENT

When applications are made with a crosswind, the swath will be displaced downward. Therefore, on the up and downwind edges of the field, the applicator must compensate for this displacement by adjusting the path of the aircraft upwind. Swath adjustment distance should increase, with increasing drift potential (higher wind, smaller drops, etc.).

WIND

Drift potential is lowest between wind speeds of 2-10 mph. However, many factors, including droplet size and equipment type determine drift potential at any given speed. Application should be avoided below 2 mph due to variable wind direction and high inversion potential. NOTE: Local terrain can influence wind patterns. Every applicator should be familiar with local wind patterns and how they affect spray drift.

TEMPERATURE AND HUMIDITY

When making application in low relative humidity, set up equipment to produce larger droplets to compensate for evaporation. Droplet evaporation is most severe when conditions are both hot and dry.

TEMPERATURE INVERSIONS

Applications should not occur during a temperature inversion because drift potential is high. Temperature inversions restrict vertical air mixing, which causes small suspended droplets to remain in a concentrated cloud. This cloud can move in unpredictable directions due to the light variable winds common during inversions. Temperature inversions are characterized by increasing temperatures with altitude and are common on nights with limited cloud cover and light to no wind. They begin to form as the sun sets and often continue into the morning. Their presence can be indicated by ground fog; however, if fog is not present, inversions can also be identified by the movement of smoke from a ground source or an aircraft smoke generator. Smoke that layers and moves laterally in a concentrated cloud (under low wind conditions) indicates an inversion, while smoke that moves upward and rapidly dissipates indicates good vertical air mixing.

SENSITIVE AREAS

The pesticide should only be applied when the potential for drift to adjacent sensitive areas (e.g. residential areas, bodies of water, known habitat for

threatened or endangered species, non-target crops) is minimal (e.g. when the wind is blowing away from the sensitive areas).

Do not apply this product to seeds or seed pieces.

COMPATIBILITY AND PLANT SAFETY

CAPTAN 80 WDG can be combined safely and effectively at recommended dosage rates with most commonly used fungicides and insecticides, with the exception of oil and strongly alkaline materials. Alkaline materials such as spray lime, lime-sulfur and Bordeaux mixture will reduce the fungicidal activity of CAPTAN 80 WDG. Do not apply CAPTAN 80 WDG in combination with or immediately before or closely following oil sprays. Do not allow oil sprays on adjacent crops to drift onto crops which have been or will shortly be treated with Captan. The time factor governing the safe interval between Captan and oil sprays varies due to general climatic conditions, therefore, consult local agricultural spray programs and authorities to determine the proper timing. The use of spreaders which cause excessive wetting is not advised. Combinations with solvent formulation of organic phosphates should not be used. Combinations of Captan and sulfur should not be used on crops sensitive to sulfur. Used at high rates or in drenching sprays, Captan may cause a necrotic spotting of tender, immature leaves of certain varieties of apples, peaches, plums and cherries. This type of injury is most likely to occur in the early cover sprays during long periods of warm, cloudy, humid weather. To avoid the hazard of leaf spotting under such conditions, use Captan and other spray materials at lowest recommended rates and avoid drenching trees.

Applications can be made by aircraft or ground equipment (including concentrate and semi-concentrate equipment). Pour recommended amount of this material into nearly filled spray tank. Add balance of water. Maintain agitation during filling and spraying operations. Do not allow mixture to stand. Do not combine with emulsifiable liquids or wettable powders unless previous experience has proven them to be physically compatible and safe to plants. (Read compatibility and plant safety information).

For aerial or concentrate spray applications, apply the same amount of CAPTAN 80 WDG per acre as would normally be applied for dilute spray applications. Apply aerial or concentrate sprays in sufficient water for coverage.

Do not apply this product through any type of irrigation system.

RESISTANCE MANAGEMENT

CAPTAN 80 WDG contains a Group M¹ fungicide. Fungal isolates with acquired resistance to Group M¹ may eventually dominate the fungal population if Group M¹ fungicides are used repeatedly in the same field or in successive years as the primary method of control for targeted species. This may result in partial or total loss of control of those species by CAPTAN 80 WDG or other Group M¹.

To delay fungicide resistance consider:

11/42

- Avoiding the consecutive use of CAPTAN 80 WDG or other target site of action Group M¹ fungicides that have a similar target site of action, on the same pathogens.
- Using tank-mixtures or premixes with fungicide from different target site of action Groups as long as the involved products are all registered for the same use and are both effective at the tank mix or prepack rate on the pathogen(s) of concern.
- Basing fungicide use on a comprehensive IPM program.
- Monitoring treated fungal populations for loss of field efficacy.
- Contacting your local extension specialist, certified crop advisors, and/or manufacturer for fungicide resistance management and/or IPM recommendations for specific crops and resistant pathogens.
- For further information or to report suspected resistance, you may contact ARYSTA LIFESCIENCE NORTH AMERICA CORPORATION at toll free number 1-866-761-9397.

¹The Multi-site activity grouping, designated by symbol "M", comprises a collection of various chemicals that act as general toxophores with several sites of action. These sites may differ between group members.

GENERAL USE PRECAUTIONS

Except as specified, begin applications before or at first sign of disease and repeat as needed to maintain control, but observe use limitations. Unless otherwise specified, application can be made on the day of harvest. Maximum application is for a crop cycle. Crop cycle is defined as prebloom through postharvest. Apply the high rate and/or spray at shorter intervals when climatic conditions most favor disease(s). If you are unaware of the climatic conditions favorable for disease(s) claimed for the specific use sites, you must consult with your State Agricultural Extension Service to learn of these conditions.

IMPORTANT

Read label carefully. Although most of the directions on this label may be followed nationwide, a few are limited to either the eastern or western U.S. Follow those directions for your growing area where specified.

FRUIT AND NUT CROPS

ALMONDS

Brown rot twig and blossom blight, shothole, scab, leaf blight, anthracnose (for control of anthracnose, use in a disease and resistance management program of rotational sprays with other approved materials) - Apply 2.5 to 5.6 pounds CAPTAN 80 WDG per acre in 20 to 300 gallons of water using ground equipment or in 5 to 20 gallons of water by air. Use 3.75 to 5.6 pounds per acre when Captan is used alone. To reduce the potential for disease resistance development to other fungicides having a similar spectrum, CAPTAN 80 WDG may be used in a tank mix at a rate of 2.5 to 3.75 pounds per acre. Apply at popcorn, bloom and petal fall stages and in cover sprays and pre-harvest sprays.

The maximum application rate is 5.6 lbs of CAPTAN 80 WDG per acre (4.5 lb ai/acre), with a maximum seasonal application rate of 25 lbs of CAPTAN 80

WDG per acre per crop cycle (20 lb ai/acre per crop cycle). Preharvest interval (PHI) = 30 days. Note the restricted entry interval (REI) is 24 hours. Almond hulls may be fed to livestock.

APPLES (Eastern U.S.)

Primary scab, black rot (frog-eye), *Botrytis* blossom-end-rot – Apply 5 pounds of CAPTAN 80 WDG per acre in 20-400 gallons of water using ground equipment or in 5 to 20 gallons of water by air. Apply at 5 to 7 day intervals as needed to maintain control in prebloom, bloom, petal fall, and first cover sprays.

Secondary scab, Brooks fruit spot, sooty blotch, fly speck, black rot, black pox, botryosphaeria rot, bitter rot – Apply 2.5 to 5 pounds of CAPTAN 80 WDG per acre in 20 to 400 gallons of water using ground equipment or in 5 to 20 gallons of water by air. Apply at 10 to 14 day intervals in second and later cover sprays.

The maximum application rate is 5 lbs of CAPTAN 80 WDG per acre (4 lb ai/acre), with a maximum seasonal application rate of 40 lbs of CAPTAN 80 WDG per acre per crop cycle (32 lb ai/acre per crop cycle). Pre-harvest interval (PHI) = 0 days. Note the restricted entry interval (REI) is 24 hours.

Powdery mildew – If powdery mildew is a problem, add 6 to 12 pounds of sulfur per acre to all post bloom sprays until foliage matures. Do not use CAPTAN 80 WDG in combination with or closely following or in alternation with wettable sulfur products on sulfur sensitive varieties of apples such as Red Delicious, Staymen, Baldwin, King, etc., as severe injury and defoliation may occur.

APPLES (Western U.S.)

Primary scab – Apply 2.5 to 5 pounds CAPTAN 80 WDG per acre in 20 to 400 gallons of water per acre using ground equipment or in 5 to 20 gallons of water by air. To reduce the potential for disease resistance development to other fungicides, having a similar spectrum, the lower rate may be used in tank mixtures.

(Pacific Northwest): Bull's eye rot, *Botrytis* rot – Apply 3.75 pounds CAPTAN 80 WDG per acre in 20 to 400 gallons of water using ground equipment or in 5 to 20 gallons of water by air. Make 1 or 2 applications with late cover sprays and 1 final spray prior to harvest. Secondary scab – In mid-summer cover sprays, the dosage may be reduced to 2.5 pounds per acre.

The maximum application rate is 5 lbs of CAPTAN 80 WDG per acre (4 lb ai/acre), with a maximum seasonal application rate of 40 lbs of CAPTAN 80 WDG per acre per crop cycle (32 lb ai/acre per crop cycle). Preharvest interval (PHI) = 0 days. Note the restricted entry interval (REI) is 24 hours.

APRICOTS

Brown rot (twig blight), jacket rot – Apply 1.9 to 3 pounds CAPTAN 80 WDG per acre in 20 to 250 gallons of water using ground equipment or in 10 to 20 gallons of water by air. Apply in red bud, bloom, 75% petal fall, and cover sprays. To

reduce potential for disease resistance development to other fungicides having a similar spectrum, Use the lower rate in tank mixtures.

The maximum application rate is 3 lbs of CAPTAN 80 WDG per acre (2.5 lb ai/acre), with a maximum seasonal application rate of 15.6 lbs of CAPTAN 80 WDG per acre per crop cycle (12.5 lb ai/acre per crop cycle). Preharvest interval (PHI) = 0 days. Note the restricted entry interval (REI) is 24 hours.

BLUEBERRIES (Eastern U.S.)

Botrytis gray mold or berry rot, mummy berry – Apply 3 pounds CAPTAN 80 WDG per acre in sufficient water for thorough coverage or a minimum of 5 gallons of water by air. Start spray program when buds swell or when buds have loose scales. Repeat at 7 day intervals through blossom period. Repeat at 7 to 10 day intervals from late bloom.

The maximum application rate is 3 lbs of CAPTAN 80 WDG per acre (2.5 lb ai/acre), with a maximum seasonal application rate of 43.75 lbs of CAPTAN 80 WDG per acre per crop cycle (35 lb ai/acre per crop cycle). Preharvest interval (PHI) = 0 days. Note the restricted entry interval (REI) is 48 hours.

BLUEBERRIES (Western U.S.)

Botrytis gray mold or berry rot, mummy berry – Apply 1.25 to 3 pounds CAPTAN 80 WDG per acre in 20 to 200 gallons of water by ground or in 5 to 20 gallons of water by air. Begin at mid-bloom, repeat at 7 to 10 day intervals until maturity.

The maximum application rate is 3 lbs of CAPTAN 80 WDG per acre (2.5 lb ai/acre), with a maximum seasonal application rate of 43.75 lbs of CAPTAN 80 WDG per acre per crop cycle (35 lb ai/acre per crop cycle). Pre-harvest interval (PHI) = 0 days. Note the restricted entry interval (REI) is 48 hours.

CHERRIES (Eastern U.S.)

Brown rot, leaf spot, *Botrytis* rot – Apply 2.5 pounds CAPTAN 80 WDG per acre in 20 to 200 gallons of water using ground equipment or in 10 to 20 gallons of water by air. Apply in prebloom, bloom, petal fall, shuck, cover and preharvest sprays. Applications at 3 to 4 day intervals may be necessary during bloom to control blossom blight. Repeat applications at 7 to 10 day intervals as needed to maintain control up to start of harvest. If powdery mildew is a problem, add 6 lbs. sulfur per acre to the petal fall, shuck, or early cover sprays. If sulfur is added, CAPTAN 80 WDG may be reduced to 1.25 pounds per acre in these sprays. Postharvest sprays: Leaf spot – Apply 2.5 pounds CAPTAN 80 WDG per acre in 20 to 200 gallons of water using ground equipment. Apply immediately after harvest and repeat application in 10 to 14 days.

The maximum application rate is 2.5 lbs of Captan 80 WP per acre (2 lb ai/acre), with a maximum seasonal application rate of 17.5 lbs of CAPTAN 80 WDG per acre per crop cycle (14 lb ai/acre). Preharvest interval (PHI) = 0 days. Note the restricted entry interval (REI) is 24 hours.

14/42

CHERRIES (Western U.S.)

Brown rot, blossom blight, brown rot (fruit), leaf spot – Apply 1.875 to 2.5 pounds CAPTAN 80 WDG per acre in 20 to 200 gallons of water using ground equipment or in 10 to 20 gallons of water by air. Apply in prebloom, bloom, petal fall, shuck cover, and preharvest sprays.

The maximum application rate is 2.5 lbs of CAPTAN 80 WDG per acre (2 lb ai/acre), with a maximum seasonal application rate of 17.5 lbs of CAPTAN 80 WDG per acre per crop cycle (14 lb ai/acre per crop cycle). Preharvest interval (PHI) = 0 days. Note the restricted entry interval (REI) is 24 hours.

GRAPES (U.S., except CA)

Phomopsis cane and leaf spot, downy mildew, suppression of black rot – Apply 1.25 to 2.5 pounds CAPTAN 80 WDG per acre in 20 to 200 gallons water using ground equipment or in 7 to 20 gallons water by air; when shoots are $\frac{1}{2}$ to $1\frac{1}{2}$ inches long, when shoots are 3-5 inches long, and when shoots are 9-12 inches long. Repeat just before bloom, immediately after bloom, and continue at 10 to 14 day intervals as long as disease conditions persist. Use the lower rate when spraying less susceptible grape varieties or when conditions are less favorable for disease development. Use the higher rate on susceptible grape varieties and during periods of weather highly favorable for disease development.

Bunch rot (*Botrytis*) – Apply 2.5 pounds CAPTAN 80 WDG per acre in 20 to 200 gallons of water using ground equipment or in 7 to 20 gallons of water by air. Make 2 applications before bloom and 1 immediately after bloom. Repeat periodically, making 3 cover applications before bunches close.

The maximum application rate is 2.5 lbs of CAPTAN 80 WDG per acre (2 lb ai/acre), with a maximum seasonal application rate of 15 lbs of CAPTAN 80 WDG per acre per crop cycle (12 lb ai/acre per crop cycle). Preharvest interval (PHI) = 0 days. Note the restricted entry interval (REI) is 48 hours.

GRAPES (California)

Bunch rot (*Botrytis*) – Apply 2.5 pounds CAPTAN 80 WDG per acres in 20 to 200 gallons of water using ground equipment or in 7 to 20 gallons of water by air. Make 2 applications before bloom and 1 immediately after bloom. Repeat periodically, making 3 cover applications before the bunches close.

Phomopsis cane and leaf spot (current season infection) - Apply 2 to 2.5 pounds CAPTAN 80 WDG per acre in 20 to 200 gallons of water using ground equipment or apply 2.5 pounds CAPTAN 80 WDG per acre in 7 to 20 gallons of water by air. Apply first spray when green tissue begins to show but before shoots are 1 inch long and repeat application when shoots are 6 to 8 inches long.

The maximum application rate is 2.5 lbs of CAPTAN 80 WDG per acre (2 lbs ai/acre), with a maximum seasonal application rate of 15 lbs of CAPTAN 80 WDG per acre per crop cycle (12 lb ai/acre per crop cycle). Preharvest interval (PHI) = 0 days. Note the restricted entry interval (REI) is 48 hours.

NECTARINES (U.S.)

Brown rot, scab – Apply 2.5 to 5 pounds CAPTAN 80 WDG per acre in 20 to 250 gallons of water using ground equipment or in 10 to 20 gallons of water by air. To reduce the potential for disease resistance development to other fungicides having a similar spectrum, the lower rate may be used in tank mixtures. Apply in full pink, bloom, petal fall, shuck, cover and preharvest sprays. Applications at 3 to 4 day intervals may be necessary during bloom to control blossom blight. Repeat application at 7 to 14 day intervals as needed to maintain control. Continue applications throughout harvest if conditions favor brown rot. If powdery mildew is a problem, add 7.5 pounds sulfur per acre to the petal fall, shuck and early cover spray. If sulfur is added, CAPTAN 80 WDG may be reduced to 1.6 pounds per acre in these sprays.

Shothole (peach blight, coryneum blight) – Apply 2.5 to 5 pounds CAPTAN 80 WDG per acre in 20 to 250 gallons of water using ground equipment or in 10 to 20 gallons of water by air. Apply in pink bud, full bloom, petal fall and cover sprays as necessary and as a post harvest spray (but before leaves drop).

The maximum application rate is 5 pounds of CAPTAN 80 WDG per acre (4 lb ai/acre), with a maximum seasonal application rate of 30 lbs of CAPTAN 80 WDG per acre per crop cycle (24 lb ai/acre per crop cycle). Preharvest interval (PHI) = 0 days. Note the restricted entry interval (REI) is 24 hours.

PEACHES (U.S.)

Brown rot, scab – Apply 2.5 to 5 pounds CAPTAN 80 WDG per acre in 20 to 400 gallons of water using ground equipment or in 10 to 20 gallons of water by air. To reduce the potential for disease resistance development to other fungicides having a similar spectrum, the lower rate may be used in tank mixtures. Apply in full pink, bloom, petal fall, shuck stages and in cover and preharvest sprays. When conditions are favorable, make applications at 3 to 4 day intervals during bloom to control blossom blight. Then repeat application at 7 to 14 day intervals as needed to maintain control. Continue applications through harvest if conditions favor brown rot. If powdery mildew is a problem, add 12 pounds sulfur per acre to the petal fall, shuck and early cover spray. If sulfur is added, CAPTAN 80 WDG may be reduced to 2.5 pounds per acre in these sprays.

Shothole (peach blight, coryneum blight) – Apply 5 pounds CAPTAN 80 WDG per acre in 20 to 400 gallons of water using ground equipment or in 10 to 20 gallons of water by air. Apply in pink bud, full bloom, petal fall stages and cover sprays as necessary and as a postharvest spray (but before leaves drop).

The maximum application rate is 5 lbs of CAPTAN 80 WDG per acre (4 lb ai/acre), with a maximum seasonal application rate of 40 lbs of CAPTAN 80 WDG per acre per crop cycle (32 lb ai/acre). Preharvest interval (PHI) = 0 days. Note the restricted entry interval (REI) is 24 hours.

PLUMS, FRESH PRUNES (Eastern U.S.)

Brown rot – Apply 3.75 pounds CAPTAN 80 WDG per acre in 20 to 300 gallons of water using ground equipment or in 10 to 20 gallons of water by air. Apply in

16/42

full pink, bloom and petal fall sprays. Repeat applications at 7 to 14 day intervals as needed to maintain control. Continue applications through harvest if conditions favor brown rot. The addition of a neutral spreader has improved coverage.

The maximum application rate is 3.75 lbs of CAPTAN 80 WDG per acre (3 lb ai/acre), with a maximum seasonal application rate of 33.75 pounds of CAPTAN 80 WDG per acre per crop cycle (27 lb ai/acre per crop cycle). Preharvest interval (PHI) = 0 days. Note the restricted entry interval (REI) is 24 hours.

PLUMS, FRESH PRUNES (Western U.S.)

Brown rot – Apply 2.5 to 3.75 pounds CAPTAN 80 WDG per acre in 20 to 300 gallons of water using ground equipment or in 10 to 20 gallons of water by air. Use the lower rates when tank mixes with fungicides of similar spectrum activity are used. Apply at green bud, popcorn, bloom, and petal fall stages. Repeat in cover sprays as conditions warrant.

Prune russet scab (lacy scab) – Apply 2.5 to 3.75 pounds CAPTAN 80 WDG per acre in 20 to 300 gallons of water using ground equipment. Apply at full bloom.

The maximum application rate is 3.75 lbs of CAPTAN 80 WDG per acre (3 lb ai/acre), with a maximum seasonal rate of 33.75 lbs of CAPTAN 80 WDG per acre per crop cycle (27 lb ai/acre per crop cycle). Preharvest interval (PHI) = 0 days. Note the restricted entry interval (REI) is 24 hours.

RASPBERRIES, BLACKBERRIES AND DEWBERRIES

For the control of Anthracnose, *Botrytis*, and Spur Blight – Apply 2.5 pounds of CAPTAN 80 WDG per acre when blossoms are in bud (young canes are 8-10" long). Make second application two weeks later. Apply a fall spray after old canes are removed.

For the control of Fruit rot – Apply 2.5 pounds of CAPTAN 80 WDG per acre at early bloom (5 to 10% bloom) and again at full bloom. Additional applications can be made at 10-14 day intervals as needed. Do not apply within 3 days of harvest (PHI = 3 days).

Apply CAPTAN 80 WDG as indicated above in 45-100 gallons of water per acre using ground equipment or in 10 to 20 gallons of water by air. Use the higher volume as foliage increases.

Do not apply more than 12 pounds of CAPTAN 80 WDG per acre per crop cycle (10lbs ai/acre per crop cycle). Note the restricted entry interval (REI) is 48 hours.

STRAWBERRIES (U.S.)

Botrytis (gray mold), leaf spot – Apply by broadcast spray at 1.875 to 3.75 pounds CAPTAN 80 WDG per acre in sufficient water for thorough coverage by ground equipment or in 10 to 20 gallons of water by air. Begin applications when new growth starts in the spring and before fruit starts to form. Repeat at 7 to 14

17/42

day intervals. Under conditions favorable to fruit rot, continue applications through harvest period, treating immediately after each picking.

Anthrachnose Fruit Rot (*Colletotrichum acutatum*) – Apply 3.75 pounds CAPTAN 80 WDG per acre (3.0 lbs ai/acre) in sufficient water for thorough coverage by ground equipment. Begin applications at flower bud emergence. Apply at 7 day intervals through harvest.

The maximum application rate is 3.75 pounds of CAPTAN 80 WDG per acre (3 lb ai/acre), with a maximum seasonal application rate of 30 lbs of Captan 80 WDG per acre per crop cycle (24 lb ai/acre per crop cycle). Preharvest interval (PHI) = 0 days. Note the restricted entry interval (REI) is 24 hours.

If applying as directed/banded spray: use band rate of CAPTAN 80 WDG according to the following formula:

$$\frac{\text{Plant Bed Width (inches)}}{\text{Row Spacing (inches)}} \times \text{Broadcast rate per acre} = \text{Banded rate of CAPTAN 80 WDG per acre}$$

SPECIAL USES

PEACH PREPLANT ROOT DIP (California)

Preventative pre-plant dip treatment for crown gall. Use 2.5 pounds CAPTAN 80 WDG plus 3.2 pints diluted sodium hypochlorite (5.25% household bleach) per 100 gallons of water. Wash nursery trees to remove soil from roots. Cut off all dormant buds and suckers in crown area and prune root system if necessary. Submerge the entire dormant tree for 5 minutes. Recharge dip during operation at a rate of 3.2 pints diluted sodium hypochlorite and 2.5 pounds CAPTAN 80 WDG per 100 gallons of water. Do not contact or allow others to contact the treated fruit until the sprayers have dried.

POSTHARVEST FRUIT APPLICATION

For control of various molds and storage rots (*Botrytis*, *Gleosporium*, *Rhizopus*). Use as postharvest dip or spray wash on the following fruits: Apples, Cherries, Pears – Use 1.6 pounds CAPTAN 80 WDG per each 100 gallons of water added. Apply as a drench or in a dip tank. Recharge wash solution periodically when tank volume is reduced by 25%. Bring water back to volume and add 1.6 pounds CAPTAN 80 WDG for each 100 gallons added. At end of every 8-hour shift, empty tank, flush and charge with fresh dilution. Do not allow dip tank solution to stand overnight. Maintain continuous agitation during dipping operation. For use in mechanical fruit-dip operations only. Hand dipping of fruit is prohibited. Do not contact or allow others to contact the treated fruit until it is dry.

DISPOSAL OF LEFTOVER POSTHARVEST TREATMENT MIXTURE

Leftover dip or spray mixtures containing Captan may be used as a foliar spray for the same crop in case of apples and cherries (but not pears) as treated by the

18/42

dip or spray mixture, or to registered turf and ornamental sites; observing all restrictions such as maximum pounds applied per application and season.

When calculating application rates, if analytical services are not available to determine the exact quantity of Captan remaining in the mixture, assume that the tank still contains 1.6 pounds of CAPTAN 80 WDG per 100 gallons of water. If the dip or spray mixture contains other pesticides in addition to Captan, refer to the product label(s) for information regarding disposal.

Captan wastes are acutely hazardous to the eyes. Improper disposal of spray or dip tank mixtures is a violation of Federal Law. If the leftover dip or spray mixture cannot be disposed of in the manner prescribed above, contact your State Pesticide or Environmental Control Agency, or the Hazardous Waste representative at the nearest EPA Regional Office for guidance concerning the disposal of spent or excess dip tank mixtures.

NON-FOOD/ORNAMENTALS

USE PRECAUTIONS

Do not apply spray to ornamental plants listed below beyond the point of drip from the leaf surface. When applying as a drench, apply only sufficient mixture to wet the surface of the soil except when the dose is specified in terms of volume of mixture per square foot of area.

POST-APPLICATION/ENTRY RESTRICTIONS:

For applications to ornamentals at non-commercial sites and golf-course turfgrass, do not enter or allow others to enter until sprays have dried. The restricted entry interval (REI) for ornamentals grown for commercial or research use is 48 hours.

AZALEAS

Damping-off of cuttings – Use 2.3 pounds CAPTAN 80 WDG per 100 gallons of water. Dip cuttings before bedding.

Petal blight – Use 1.5 pounds CAPTAN 80 WDG per 100 gallons of water. Apply to soil area around plants and spray flowers just before bloom. Repeat at 7 to 14 day intervals through bloom.

BEGONIAS (Tuberous)

Damping-off, tuber rot – Use 2.5 pounds CAPTAN 80 WDG per 100 gallons of water. Dip tubers 30 minutes, drain and plant.

CAMELLIAS

Petal blight – Use 0.625 pound CAPTAN 80 WDG per 100 gallons of water. Apply to drench soil around plants beginning when flowers start to open. Repeat at 7 to 10 day intervals through bloom.

19/42

CARNATIONS

Alternaria leaf spot, rust – Use 1.5 pounds CAPTAN 80 WDG per 100 gallons of water. Begin application at first sign of disease. Repeat at 7 to 10 day intervals. Shorten intervals during frequent rains and heavy dews.

Damping-off of cuttings – Use 2.3 pounds CAPTAN 80 WDG per 100 gallons of water. Dip cuttings before bedding.

CHRYSANTHEMUM

Botrytis flower blight, Septoria leaf spot – Use 1.5 pounds CAPTAN 80 WDG per 100 gallons of water. Apply at first sign of disease. Repeat at 7 to 10 day intervals. Damping-off of cuttings – Use 2.3 lbs. CAPTAN 80 WDG per 100 gallons of water. Dip cuttings before bedding.

GINSENG

For control of *Cylindrocarpon* root rot (*Cylindrocarpon destructans*), Grey mold (*Botrytis cinerea*), *Phytophthora* root rot (*Phytophthora cactorum*), *Pythium* root rot (*Pythium* spp.) and *Rhizoctonia* root and crown rot (*Rhizoctonia solani*).

Apply 2.5 lbs of CAPTAN 80 WDG per acre (2 lbs ai/acre) every 7 – 10 days or when conditions favor disease development. For control of grey mold, apply as a foliar spray with a minimum of 100 gal/acre. For control of root and crown diseases, apply as a drench with minimum of 200 gal/acre. Do not use ginseng for food or feed purpose within 1 (one) year of treatment. Do not exceed 8 applications in one growing season.

Do not apply more than 20 lbs of CAPTAN 80 WDG (16 lb ai) per acre per season. Note the restricted entry interval (REI) is 48 hours.

GLADIOLUS (Corms)

Corm rot and decay, Damping-off – Use 0.25 pound CAPTAN 80 WDG per 10 gallons of water, dip corms 20 to 30 minutes. Drain and plant.

TURF (golf course)

Leaf spot, damping-off, brown patch, melting out, seedling blights, and brown spot on St. Augustine grass – Use 1.25 pounds CAPTAN 80 WDG per 100 gallons of water. Apply 10 gallons spray per 1,000 square feet. Begin when growth starts in spring. Repeat at 7 to 14 day intervals throughout season. Do not graze treated areas or feed clippings to livestock. The maximum application rate for turf (golf course) is 5.4 lbs. of CAPTAN 80 WDG per acre (4.3 lb ai/acre) with a maximum seasonal application rate of 10.75 lbs of CAPTAN 80 WDG per acre (8.6 lb ai/acre).

Do not enter or allow others to enter until sprays have dried. Do not apply to turfgrass in residential sites, including homes, apartment buildings, daycare centers, schools, playgrounds, parks, recreational areas, sports fields or other residential areas.

20/42

TURF (sod farms)

Damping-off and other soil borne diseases – Use 0.125 pound CAPTAN 80 WDG per 1000 square feet or 1.25 pounds CAPTAN 80 WDG per 100 gallons of water, using 10 gallons spray per 1,000 square feet. Cultivate into upper 3 to 4 inches before planting. The maximum application rate for turf (sod farms) is 5.4 lbs of CAPTAN 80 WDG per acre (4.3 lb ai/acre), with a maximum seasonal application rate of 10.75 lbs of CAPTAN 80 WDG per acre per season (8.6 lb ai/acre per season). Note the restricted entry interval (REI) is 48 hours. Do not harvest sod until 48 hours after application.

ROSES

Black spot, *Botrytis* blossom blight – Use 1.5 pounds CAPTAN 80 WDG per 100 gallons of water. Begin at first growth or first sign of disease. Repeat at 7 to 14 day intervals, and more frequently during frequent rains and heavy dews.

SOIL AND GREENHOUSE BENCH TREATMENT

Pre-plant treatment for damping-off, root rot disease on seedlings or transplants of roses (and other shrubs, trees, flowers) and lawn seedbeds – Use 1.25 pounds CAPTAN 80 WDG per 100 gallons of water at a rate of 15 gallons of spray per 1,000 square feet. Cultivate into upper 3 to 4 inches of soil before planting.

Only the applicator is permitted to be in the greenhouse during application of Captan. Open vents to greenhouse during application and for at least 1 hour after application.

Note the restricted entry interval (REI) is 48 hours. Once the treatment and any seeding or transplanting tasks done as part of the treatment are complete, the 48-hour REI begins. Exception, once the seeds or transplants are planted in the soil, the Worker Protection Standard allows workers to enter the treated area without restriction if there will be no contact with the soil subsurface.

STORAGE AND DISPOSAL

PROHIBITIONS: Do not contaminate water, food or feed by storage, disposal or cleaning of equipment. Open dumping is prohibited. Do not reuse empty container.

PESTICIDE STORAGE: Keep pesticide in original container. Keep container tightly closed when not in use. Protect from excessive heat. Store in a cool, dry place.

PESTICIDE DISPOSAL: Pesticide wastes are acutely hazardous. Improper disposal of excess pesticide, spray mixture, or rinsate is a violation of Federal Law. If these wastes cannot be disposed of by use according to label instruction, contact your State Pesticide or Environmental Control Agency, or the Hazardous Waste representative at the nearest EPA Regional Office for guidance.

CONTAINER DISPOSAL: Do not reuse container. Completely empty container into application equipment. Then dispose of container in a sanitary landfill or by incineration or, if allowed by State and local authorities, by burning. If burned, stay out of smoke.

21/42

CONDITIONS OF SALE:

1. ARYSTA LIFESCIENCE NORTH AMERICA CORPORATION ("Arysta") warrants that this product conforms to the chemical description on the label and is reasonably fit for the purposes stated on the label when used in accordance with the directions under normal conditions of use.
2. This warranty does not extend to the use of this product contrary to label instructions or under conditions not reasonably foreseeable to Arysta. **ARYSTA DISCLAIMS ALL OTHER WARRANTIES, EXPRESSED OR IMPLIED, INCLUDING ANY WARRANTY OF FITNESS FOR A PARTICULAR PURPOSE OR MERCHANTABILITY. TO THE EXTENT CONSISTENT WITH APPLICABLE LAW, SELLER SHALL NOT BE LIABLE FOR CONSEQUENTIAL, SPECIAL OR INDIRECT DAMAGES RESULTING FROM OR IN CONNECTION WITH THE MANUFACTURE, SALE, DELIVER, USE, HANDLING OR STORAGE OF THIS PRODUCT. TO THE EXTENT CONSISTENT WITH APPLICABLE LAW, SELLER'S LIABILITY SHALL BE LIMITED TO THE REFUND OF THE PURCHASE PRICE. ARYSTA DOES NOT AUTHORIZE ANY AGENT OR REPRESENTATIVE TO MAKE ANY OTHER WARRANTY, GUARANTEE OR REPRESENTATION CONCERNING THIS PRODUCT.**
3. Critical and unforeseeable factors beyond Arysta's control prevent it from eliminating all risks in connection with the use of this product. Such risks include, but are not limited to, damage to plants and crops to which the product is applied, lack of complete control, and damage caused by drift to other plants or crops. Such risks occur even though the product is reasonably fit for the uses stated on the label and even though label directions are followed. Except as stated in 1 above, Buyer and User acknowledge and to the extent consistent with applicable law, assume all risks and liability resulting from handling, storage, and use of this product.

This product is sold only for uses stated on its label. No expressed or implied license is granted to use or sell this product under any patent in any country except as specified:

Country: United States

22/42

CAPTAN 80 WP WATER SOLUBLE PACKS (in 1 lb size Sub-Label)

**CAPTAN 80 WP
Water Soluble Packs**

GROUP M FUNGICIDE

**A Fungicide for Plant Disease Control
Packaged in a Water Soluble Pack**

ACTIVE INGREDIENTS:

| | |
|-------------------------------|----------------|
| Captan*..... | 77.8 % |
| Related Derivatives..... | 1.8 % |
| OTHER INGREDIENTS..... | 20.4 % |
| TOTAL..... | 100.0 % |

*N-Trichloromethylthio-4-cyclohexene-1,2-dicarboximide.

CAPTAN 80 WP is a microfine wettable powder for use in water as a spray for the control of certain fungal diseases of fruit and ornamental crops, and as a soil treatment for the control of certain seed rots and damping-off diseases.

EPA Reg. No. 66330-29

EPA Est. No. _____

Net Contents: 1 lb (10 - 1 lb water soluble pack per one outer bag)

KEEP OUT OF REACH OF CHILDREN

**DANGER
PELIGRO**

Si usted no entiende la etiqueta busque a alguien para que se la explique a usted en detalle. (If you do not understand the label find someone to explain it to you in detail.)

See Inside Booklet for Additional Precautionary Statements

CORROSIVE. CAUSES IRREVERSIBLE EYE DAMAGE

If a known exposure occurs or is suspected, immediately start the procedures given below and contact a POISON CONTROL CENTER, PHYSICIAN, OR THE NEAREST HOSPITAL. Describe the type and extent of exposure, the victim's symptoms and follow the advice given.

23/42

| FIRST AID | |
|---|---|
| IF IN EYES | <ul style="list-style-type: none">• Hold eye open and rinse slowly and gently with water for 15-20 minutes.• Remove contact lenses, if present, after the first 5 minutes, then continue rinsing eye.• Call a poison control center or doctor for treatment advice. |
| IF ON SKIN OR CLOTHING | <ul style="list-style-type: none">• Take off contaminated clothing.• Rinse skin immediately with plenty of water for 15-20 minutes.• Call a poison control center or doctor for treatment advice. |
| IF INHALED | <ul style="list-style-type: none">• Move person to fresh air.• If person is not breathing, call 911 or an ambulance, then give artificial respiration, preferably mouth-to-mouth if possible.• Call a poison control center or doctor for further treatment. |
| IF SWALLOWED | <ul style="list-style-type: none">• Call a poison control center or doctor for treatment advice.• Have person sip a glass of water if able to swallow.• Do not induce vomiting unless told to do so by the poison control center or doctor. |
| NOTE TO PHYSICIAN: Probable mucosal damage may contraindicate the use of gastric lavage. | |
| Have a product container or label with you when calling poison control center or doctor or going for treatment. | |
| FOR 24-HOUR EMERGENCY MEDICAL ASSISTANCE CALL: 1-866-303-6952 | |
| FOR CHEMICAL EMERGENCY: Spill, leak, fire, exposure, or accident call CHEMTREC 1-800-424-9300 | |

Made in U.S.A.

ARYSTA LIFESCIENCE NORTH AMERICA CORPORATION
15401 Weston Parkway, Suite 150
Cary, NC 27513

PRECAUTIONARY STATEMENTS

HAZARDS TO HUMANS & DOMESTIC ANIMALS

DANGER

Corrosive. Causes irreversible eye damage. Harmful if absorbed through skin. Do not get in eyes or on clothing. Avoid contact with skin. Prolonged or frequently repeated skin contact may cause allergic reaction in some individuals.

24/42

PERSONAL PROTECTIVE EQUIPMENT (PPE)

Some materials that are chemical-resistant to this product are polyethylene and polyvinyl chloride. If you want more options, follow the instructions for category A on an EPA chemical-resistance category selection chart.

All mixers, loaders, applicators, flaggers and other handlers (including handlers participating in seeding and transplanting as part of root-dip or greenhouse-soil treatments) must wear:

- Long-sleeved shirt and long pants,
- Shoes plus socks,
- Chemical-resistant gloves *except* flaggers, pilots and applicators driving motorized equipment,
- Chemical-resistant apron when mixing loading, participating in dip treatments, cleaning up spills, cleaning up equipment or otherwise exposed to the concentrate,
- Protective eyewear

See Engineering Controls for additional requirements.

Follow manufacturer's instructions for cleaning/maintaining PPE. If no such instructions for washables exist, use detergent and hot water. Keep and wash PPE separately from other laundry.

ENGINEERING CONTROLS

Water-soluble packs when used correctly qualify as a closed loading system under the WPS. Mixers and loaders using water-soluble packs (1) must wear the PPE specified above for mixers and loaders and (2) must be provided and have immediately available for use in an emergency, such as a broken package, spill, or equipment breakdown a NIOSH-approved dust mist filtering respirator with MSHA/NIOSH approval number prefix TC-21C or a NIOSH-approved respirator with any N, R, P, or HE filter.

USER SAFETY RECOMMENDATIONS

- Users should wash hands before eating, drinking, chewing gum, using tobacco or using the toilet.
- Users should remove clothing/PPE immediately if pesticide gets inside. Then wash thoroughly and put on clean clothing.
- Users should remove PPE immediately after handling this product. Wash the outside of gloves before removing. As soon as possible, wash thoroughly and change into clean clothing.

ENVIRONMENTAL HAZARDS

This product is toxic to aquatic organisms. Do not apply directly to water, or to areas where surface water is present, or to intertidal areas below the mean high water mark. Drift and runoff from treated areas may be hazardous to aquatic organisms in neighboring areas. Do not contaminate water when cleaning equipment or disposing of equipment washwaters or rinsate.

25/42

This product may contaminate water through drift of spray in wind. This product has a potential for runoff for several months or more after application. Poorly draining soils and soils with shallow water tables are more prone to produce runoff that contains this product. A level, well maintained vegetative buffer strip between areas to which this product is applied and surface water features such as ponds, streams, and springs will reduce the potential for contamination of water from rainfall-runoff. Runoff of this product will be reduced by avoiding applications when rainfall is forecasted to occur within 48 hours. Sound erosion control practices will reduce this product's contribution to surface water contamination.

DIRECTIONS FOR USE

It is a violation of Federal Law to use this product in a manner inconsistent with its labeling.

Read all precautions and directions for use before using. Use only for claims listed and only as specified on this label.

Do not apply this product in a way that will contact workers or other persons, either directly or through drift. Only protected handlers may be in the area during application.

AGRICULTURAL USE REQUIREMENTS

Use this product in accordance with its labeling and with the Worker Protection Standard, 40 CFR part 170. This standard contains requirements for the protection of agricultural workers on farms, forests, nurseries, and greenhouses, and handlers of agricultural pesticides. It contains requirements for training, decontamination, notification, and emergency assistance. It also contains specific instructions and exceptions pertaining to the statements on this label about personal protection equipment (PPE), notification to workers, and restricted-entry interval. The requirements in this box only apply to uses of this product that are covered by the Worker Protection Standard.

Do not enter or allow worker entry into treated areas during the restricted entry interval (REI). The REI for each crop is listed in the directions for use associated with each crop.

EARLY ENTRY PPE

PPE required for early entry to treated areas that is permitted under the Worker Protection Standard and that involves contact with anything that has been treated, such as plants, soil, or water, is:

- Coveralls,
- Chemical-resistant gloves made of any water-proof material,
- Shoes plus socks
- Protective eyewear

EYE-PROTECTION

To mitigate eye irritation concerns from post-application exposures, the Agency is requiring that for at least seven days following the application of captan;

26/42

1. at least one container designed specifically for flushing eyes must be available in operating condition at the WPS-required decontamination site for workers entering the area treated with captan, and
2. workers must be informed orally, in a manner they can understand:
 - that residues in the treated area may be highly irritating to their eyes,
 - that they should take precautions, such as refraining from rubbing their eyes, to keep the residues out of their eyes,
 - that if they do get residues in their eyes, they should immediately flush their eyes with the eyeflush container that is located at the decontamination site, and
 - on how to operate the eyeflush container.

DOUBLE NOTIFICATION

Notify workers of the application by warning them orally and by posting warning signs at entrances to treated areas.

NON-AGRICULTURAL USE REQUIREMENTS

The requirements in this box apply to uses of this product that are NOT within the scope of the Worker Protection Standard for agricultural pesticides (40 CFR Part 170). The WPS applies when this product is used to produce agricultural plants on farms, forests, nurseries, or greenhouses.

Entry Restrictions for Postharvest Fruit Dip

Do not contact or allow others to contact the treated fruit until sprays have dried.

Entry Restrictions for All Other Non-WPS Uses

Do not enter or allow others to enter until sprays have dried.

In order that pesticide residues on food and forage crops will not exceed federal tolerances, use only at recommended rates and intervals, and do not apply closer to harvest than specified. Do not apply or allow to drift to adjoining food, fiber or pasture crops. Drift of Captan onto sensitive crops (e.g. D'Anjou Pears) can cause severe phytotoxicity and crop loss.

Consult State Agricultural Experiment stations or State Agricultural Extension Service for additional information, as the time of applications needed will vary with the local conditions. Avoiding spray drift at the application site is the responsibility of the applicator. The interaction of many equipment-and-weather-related factors determine the potential for spray drift. The applicator and the grower are responsible for considering all these factors when making decisions.

Apply only as a medium or coarser spray (ASAE standard 572) or a volume mean diameter of 300 microns or greater for spinning atomizer nozzles.

Apply only when the wind speed is 2-10 mph at the application site.

FOR AERIAL APPLICATIONS

The boom length must not exceed 75% of the wingspan or 90% of the rotor blade diameter.

Release spray at the lowest height consistent with efficacy and flight safety. Do not release spray at a height greater than 10 feet above the crop canopy.

When applications are made with a crosswind, the swath will be displaced downwind. The applicator must compensate for this displacement at the downwind edge of the application area by adjusting the path of the aircraft upwind.

Do not make applications into temperature inversions.

FOR GROUND BOOM APPLICATION

Do not apply with a nozzle height greater than 4 feet above the crop canopy.

Where states have more stringent regulations, they should be observed.

The applicator should be familiar with and take into account the information covered in the Aerial Drift Reduction Advisory Information.

AERIAL DRIFT REDUCTION ADVISORY

This section is advisory in nature and does not supersede the mandatory label requirements.

INFORMATION ON DROPLET SIZE

The most effective way to reduce drift potential is to apply large droplets. The best drift management strategy is to apply the largest droplets that provide sufficient coverage and control. Applying larger droplets reduces drift potential, but will not prevent drift if applications are made improperly, or under unfavorable environmental conditions (see Wind, Temperature and Humidity, and Temperature Inversions).

CONTROLLING DROPLET SIZE

Volume – Use high flow rate nozzles to apply the highest practical spray volume. Nozzles with higher rated flows produce larger droplets.

Pressure – Do not exceed the nozzle manufacturer's recommended pressures. For many nozzle types lower pressure produces larger droplets. When higher flow rates are needed, use higher flow rate nozzles instead of increasing pressure.

Number of Nozzles – Use the minimum number of nozzles that provide uniform coverage.

Nozzle Orientation – Orienting nozzles so that the spray is released parallel to the air stream produces larger droplets than other orientations and is the recommended practice. Significant deflection from horizontal will reduce droplet size and increase drift potential.

BOOM LENGTH

For some use patterns, reducing the effective boom length to $\frac{3}{4}$ of the wingspan or rotor length may further reduce drift without reducing swath width.

APPLICATION HEIGHT

Applications should not be made at a height greater than 10 feet above the top of the largest plants unless a greater height is required for aircraft safety. Making applications at the lowest height that is safe reduces exposure of droplets to evaporation and wind.

SWATH ADJUSTMENT

When applications are made with a crosswind, the swath will be displaced downward. Therefore, on the up and downwind edges of the field, the applicator must compensate for this displacement by adjusting the path of the aircraft upwind. Swath adjustment distance should increase, with increasing drift potential (higher wind, smaller drops, etc.).

WIND

Drift potential is lowest between wind speeds of 2-10 mph. However, many factors, including droplet size and equipment type determine drift potential at any given speed. Application should be avoided below 2 mph due to variable wind direction and high inversion potential. NOTE: Local terrain can influence wind patterns. Every applicator should be familiar with local wind patterns and how they affect spray drift.

TEMPERATURE AND HUMIDITY

When making application in low relative humidity, set up equipment to produce larger droplets to compensate for evaporation. Droplet evaporation is most severe when conditions are both hot and dry.

TEMPERATURE INVERSIONS

Applications should not occur during a temperature inversion because drift potential is high. Temperature inversions restrict vertical air mixing, which causes small suspended droplets to remain in a concentrated cloud. This cloud can move in unpredictable directions due to the light variable winds common during inversions. Temperature inversions are characterized by increasing temperatures with altitude and are common on nights with limited cloud cover and light to no wind. They begin to form as the sun sets and often continue into the morning. Their presence can be indicated by ground fog; however, if fog is not present, inversions can also be identified by the movement of smoke from a ground source or an aircraft smoke generator. Smoke that layers and moves

29/42

laterally in a concentrated cloud (under low wind conditions) indicates an inversion, while smoke that moves upward and rapidly dissipates indicates good vertical air mixing.

SENSITIVE AREAS

The pesticide should only be applied when the potential for drift to adjacent sensitive areas (e.g. residential areas, bodies of water, known habitat for threatened or endangered species, non-target crops) is minimal (e.g. when the wind is blowing away from the sensitive areas).

Do not apply this product to seeds or seed pieces.

MIXING INSTRUCTIONS for CAPTAN 80 WP Water Soluble Packs

The enclosed packs containing CAPTAN 80 WP are **water-soluble** which will dissolve completely in water. After opening the outer bag, drop the required number of unopened inner packs into a partially filled spray tank as directed. Reseal outer bag to protect remaining packs. Do not excessively handle water-soluble packs or expose to moisture since this may cause breakage. Do not allow packs to become wet prior to mixing spray solution. Do not handle with wet hands.

NOTE: Do not use packs in liquid fertilizer. Do not use packs in a tank-mix with products that contain boron or release free chlorine. The resultant reaction of water-soluble packs and boron or free chlorine is a polymer which is not soluble in water or solvents such as diesel oils, kerosene, gasoline or alcohol. Ensure the spray tank is clean. In-line strainers and nozzle screens should be clean and 50-mesh or coarser.

1. Fill the spray tank 1/3 to 1/2 full with clean water and begin agitation or bypass.
2. Add the required number of unopened packs of CAPTAN 80 WP Water Soluble Packs as determined under "Recommended Rates" directly to spray tank. Vigorous agitation is required to dissolve the WSP and disperse the CAPTAN 80 WP. Depending on the water temperature and the degree of agitation, the packs should be completely dissolved within approximately 5 to 10 minutes from the time they were added to the water. Check bottom of tank to ensure the CAPTAN 80 WP is completely dispersed. Maintain sufficient agitation during both mixing and application.
3. Add other products as per label directions in the following order: Water Dispersible Granule then Wettable Powder then Soluble Concentrate then Emulsifiable Concentrate.
4. Add balance of water needed.

COMPATIBILITY AND PLANT SAFETY

CAPTAN 80 WP Water Soluble Packs can be combined safely and effectively at recommended dosage rates with most commonly used fungicides and insecticides, with the exception of oil and strongly alkaline materials. Alkaline materials such as spray lime, lime-sulfur and Bordeaux mixture will reduce the fungicidal activity of CAPTAN 80 WP Water Soluble Packs. Do not apply CAPTAN 80 WP Water Soluble Packs in combination with or immediately before

30/42

or closely following oil sprays. Do not allow oil sprays on adjacent crops to drift onto crops which have been or will shortly be treated with Captan. The time factor governing the safe interval between Captan and oil sprays varies due to general climatic conditions, therefore, consult local agricultural spray programs and authorities to determine the proper timing. The use of spreaders which cause excessive wetting is not advised. Combinations with solvent formulation of organic phosphates should not be used. Combinations of Captan and sulfur should not be used on crops sensitive to sulfur. Used at high rates or in drenching sprays, Captan may cause a necrotic spotting of tender, immature leaves of certain varieties of apples, peaches, plums and cherries. This type of injury is most likely to occur in the early cover sprays during long periods of warm, cloudy, humid weather. To avoid the hazard of leaf spotting under such conditions, use Captan and other spray materials at lowest recommended rates and avoid drenching trees.

Applications can be made by aircraft or ground equipment (including concentrate and semi-concentrate equipment). Do not combine with emulsifiable liquids or wettable powders unless previous experience has proven them to be physically compatible and safe to plants. (Read compatibility and plant safety information).

For aerial or concentrate spray applications, apply the same amount of CAPTAN 80 WP Water Soluble Packs per acre as would normally be applied for dilute spray applications. Apply aerial or concentrate sprays in sufficient water for coverage.

Do not apply this product through any type of irrigation system.

RESISTANCE MANAGEMENT

CAPTAN 80 WP Water Soluble Packs contains a Group M¹ fungicide. Fungal isolates with acquired resistance to Group M¹ may eventually dominate the fungal population if Group M¹ fungicides are used repeatedly in the same field or in successive years as the primary method of control for targeted species. This may result in partial or total loss of control of those species by CAPTAN 80 WP Water Soluble Packs or other Group M¹.

To delay fungicide resistance consider:

- Avoiding the consecutive use of CAPTAN 80 WP Water Soluble Packs or other target site of action Group M¹ fungicides that have a similar target site of action, on the same pathogens.
- Using tank-mixtures or premixes with fungicide from different target site of action Groups as long as the involved products are all registered for the same use and are both effective at the tank mix or prepack rate on the pathogen(s) of concern.
- Basing fungicide use on a comprehensive IPM program.
- Monitoring treated fungal/bacterial populations for loss of field efficacy.
- Contacting your local extension specialist, certified crop advisors, and/or manufacturer for fungicide resistance management and/or IPM recommendations for specific crops and resistant pathogens.

31142

- For further information or to report suspected resistance, you may contact ARYSTA LIFESCIENCE NORTH AMERICA CORPORATION at toll free number 1-866-761-9397.

¹The Multi-site activity grouping, designated by symbol "M", comprises a collection of various chemicals that act as general toxophores with several sites of action. These sites may differ between group members.

GENERAL USE PRECAUTIONS

Except as specified, begin applications before or at first sign of disease and repeat as needed to maintain control, but observe use limitations. Unless otherwise specified, application can be made on the day of harvest. Maximum application is for a crop cycle. Crop cycle is defined as prebloom through postharvest. Apply the high rate and/or spray at shorter intervals when climatic conditions most favor disease(s). If you are unaware of the climatic conditions favorable for disease(s) claimed for the specific use sites, you must consult with your State Agricultural Extension Service to learn of these conditions.

IMPORTANT

Read label carefully. Although most of the directions on this label may be followed nationwide, a few are limited to either the eastern or western U.S. Follow those directions for your growing area where specified.

FRUIT AND NUT CROPS

ALMONDS

Brown rot twig and blossom blight, shothole, scab, leaf blight, anthracnose (for control of anthracnose use in a disease and resistance management program of rotational sprays with other approved materials) - Apply one CAPTAN 80 WP Water Soluble Pack per 0.18 - 0.4 acres. Dilute at a rate of 3.6 - 120 gallons of water per water soluble pack for ground equipment or at a rate of 0.9 - 8 gallons of water per water soluble pack for air applications. Use one CAPTAN 80 WP Water Soluble Pack per 0.18 - 0.27 acres when Captan is used alone. To reduce the potential for disease resistance development to other fungicides having a similar spectrum, CAPTAN 80 WP Water Soluble Packs may be used in a tank mix at a rate of one water soluble pack per 0.27 - 0.4 acres. Apply at popcorn, bloom and petal fall stages and in cover sprays and pre-harvest sprays.

The maximum application rate is one CAPTAN 80 WP Water Soluble Packs per 0.18 acres (4.5 lb ai/acre), with a maximum seasonal application rate of 25 lbs of CAPTAN 80 WP Water Soluble Packs per acre per crop cycle (20 lb ai/acre per crop cycle). Preharvest interval (PHI) = 30 days. Note the restricted entry interval (REI) is 24 hours. Almond hulls may be fed to livestock.

APPLES (Eastern U.S.)

Primary scab, black rot (frog-eye), *Botrytis* blossom-end rot - Apply one CAPTAN 80 WP Water Soluble Pack per 0.2 acres. Dilute at a rate of 4 to 80 gallons of water per water soluble pack for ground equipment or at a rate of 1 to 4 gallons of water per water soluble pack for air applications. Apply at 5 to 7 day intervals as needed to maintain control in prebloom, bloom, petal fall, and first cover sprays.

32142

Secondary scab, Brooks fruit spot, sooty blotch, fly speck, black rot, black pox, botryosphaeria rot, bitter rot – Apply one CAPTAN 80 WP Water Soluble Pack per 0.2 to 0.4 acres. Dilute at a rate of 4 to 160 gallons of water per water soluble pack for ground equipment or at a rate of 1 to 8 gallons of water per water soluble pack for air applications. Apply at 10 to 14 day intervals in second and later cover sprays.

The maximum application rate is one CAPTAN 80 WP Water Soluble Pack per 0.2 acres (4 lb ai/acre), with a maximum seasonal application rate of 40 lbs of CAPTAN 80 WP Water Soluble Packs per acre per crop cycle (32 lb ai/acre per crop cycle). Pre-harvest interval (PHI) = 0 days. Note the restricted entry interval (REI) is 24 hours.

Powdery mildew – If powdery mildew is a problem, add 6 to 12 pounds of sulfur per acre to all post bloom sprays until foliage matures. Do not use CAPTAN 80 WP Water Soluble Packs in combination with or closely following or in alternation with wettable sulfur products on sulfur sensitive varieties of apples such as Red Delicious, Staymen, Baldwin, King, etc., as severe injury and defoliation may occur.

APPLES (Western U.S.)

Primary scab – Apply one CAPTAN 80 WP Water Soluble Pack per 0.2 to 0.4 acres). Dilute at a rate of 4 to 160 gallons of water per water soluble pack for ground equipment or at a rate of 1 to 8 gallons of water per water soluble pack for air applications. To reduce the potential for disease resistance development to other fungicides, having a similar spectrum, the lower rate may be used in tank mixtures.

(Pacific Northwest): Bull's eye rot, *Botrytis* rot – Apply one CAPTAN 80 WP Water Soluble Pack per 0.27 acres. Dilute at a rate of 5.4 to 108 gallons of water per water soluble pack for ground equipment or at a rate of 1.35 to 5.4 gallons of water per water soluble pack for air applications. Make 1 or 2 applications with late cover sprays and 1 final spray prior to harvest. Secondary scab – In mid-summer cover sprays, the dosage may be reduced to one water soluble pack per 0.4 acres.

The maximum application rate is one CAPTAN 80 WP Water Soluble Pack per 0.2 acres (4 lb ai/acre), with a maximum seasonal application rate of 40 lbs of CAPTAN 80 WP Water Soluble Packs per acre per crop cycle (32 lb ai/acre per crop cycle). Preharvest interval (PHI) = 0 days. Note the restricted entry interval (REI) is 24 hours.

APRICOTS

Brown rot (twig blight), jacket rot – Apply one CAPTAN 80 WP Water Soluble Pack per 0.33 to 0.53 acres. Dilute at a rate of 6.6 to 132.5 gallons of water per water soluble pack for ground equipment or at a rate of 3.3 to 6.6 gallons of water per water soluble pack for air application. Apply in red bud, bloom, 75% petal fall, and cover sprays. To reduce potential for disease resistance

development to other fungicides having a similar spectrum, use the lower rate in tank mixtures.

The maximum application rate is one CAPTAN 80 WP Water Soluble Pack per 0.33 acres (2.5 lb ai/acre), with a maximum seasonal application rate of 15.6 lbs of CAPTAN 80 WP Water Soluble Packs per acre per crop cycle (12.5 lb ai/acre per crop cycle). Preharvest interval (PHI) = 0 days. Note the restricted entry interval (REI) is 24 hours.

BLUEBERRIES (Eastern U.S.)

Botrytis gray mold or berry rot, mummy berry – Apply one CAPTAN 80 Water Soluble Pack per 0.33 acres in sufficient water for thorough coverage by ground. Dilute at a minimum rate of 1.65 gallons of water per water soluble pack for air application. Start spray program when buds swell or when buds have loose scales. Repeat at 7 day intervals through blossom period. Repeat at 7 to 10 day intervals from late bloom.

The maximum application rate is one CAPTAN 80 WP Water Soluble Pack per 0.33 acres (2.5 lb ai/acre), with a maximum seasonal application rate of 43.75 lbs of CAPTAN 80 WP Water Soluble Packs per acre per crop cycle (35 lb ai/acre per crop cycle). Preharvest interval (PHI) = 0 days. Note the restricted entry interval (REI) is 48 hours.

BLUEBERRIES (Western U.S.)

Botrytis gray mold or berry rot, mummy berry – Apply one CAPTAN 80 WP Water Soluble Pack per 0.33 to 0.8 acres. Dilute at a rate of 6.6 to 160 gallons of water per water soluble pack for ground equipment or at a rate of 1.65 to 16 gallons of water per water soluble pack for air application. Begin at mid-bloom, repeat at 7 to 10 day intervals until maturity.

The maximum application rate is one CAPTAN 80 WP Water Soluble Pack per 0.33 acres (2.5 lb ai/acre), with a maximum seasonal application rate of 43.75 lbs of CAPTAN 80 WP Water Soluble Packs per acre per crop cycle (35 lb ai/acre per crop cycle). Pre-harvest interval (PHI) = 0 days. Note the restricted entry interval (REI) is 48 hours.

CHERRIES (Eastern U.S.)

Brown rot, leaf spot, *Botrytis* rot – Apply one CAPTAN 80 WP Water Soluble Pack per 0.4 acres. Dilute at a rate of 8 to 80 gallons of water per water soluble pack for ground equipment or at a rate of 4 to 8 gallons of water per water soluble pack for air applications. Apply in prebloom, bloom, petal fall, shuck, cover and preharvest sprays. Applications at 3 to 4 day intervals may be necessary during bloom to control blossom blight. Repeat applications at 7 to 10 day intervals as needed to maintain control up to start of harvest. If powdery mildew is a problem, add 6 lbs. sulfur per acre to the petal fall, shuck, or early cover sprays. If sulfur is added, CAPTAN 80 WP Water Soluble Packs may be reduced to one water soluble pack per 0.8 acres in these sprays. Postharvest sprays: Leaf spot – Apply one CAPTAN 80 WP Water Soluble Pack per 0.4 acres. Dilute at a rate of 8 to 80 gallons of water per water soluble pack for

34/42

ground equipment. Apply immediately after harvest and repeat application in 10 to 14 days.

The maximum application rate is one CAPTAN 80 WP Water Soluble Pack per 0.4 acres (2 lb ai/acre), with a maximum seasonal application rate of 17.5 lbs of CAPTAN 80 WP Water Soluble Packs per acre per crop cycle (14 lb ai/acre). Preharvest interval (PHI) = 0 days. Note the restricted entry interval (REI) is 24 hours.

CHERRIES (Western U.S.)

Brown rot, blossom blight, brown rot (fruit), leaf spot – Apply one CAPTAN 80 WP Water Soluble Pack per 0.4 to 0.53 acres. Dilute at a rate of 8 to 106 gallons of water per water soluble pack for ground equipment or at a rate of 4 to 10.6 gallons of water per water soluble pack for air applications. Apply in prebloom, bloom, petal fall, shuck cover, and preharvest sprays.

The maximum application rate is one CAPTAN 80 WP Water Soluble Pack per 0.4 acres (2 lb ai/acre), with a maximum seasonal application rate of 17.5 lbs of CAPTAN 80 WP Water Soluble Packs per acre per crop cycle (14 lb ai/acre per crop cycle). Preharvest interval (PHI) = 0 days. Note the restricted entry interval (REI) is 24 hours.

GRAPES (U.S., except CA)

Phomopsis cane and leaf spot, downy mildew, suppression of black rot – Apply one CAPTAN 80 WP Water Soluble Pack per 0.4 to 0.8 acres. Dilute at a rate of 8 to 160 gallons of water per water soluble pack for ground equipment or at a rate of 2.8 to 16 gallons of water per water soluble pack for air applications. Apply when shoots are 0.5 to 1.5 inches long, when shoots are 3-5 inches long, and when shoots are 9-12 inches long. Repeat just before bloom, immediately after bloom, and continue at 10 to 14 day intervals as long as disease conditions persist. Use the lower rate when spraying less susceptible grape varieties or when conditions are less favorable for disease development. Use the higher rate on susceptible grape varieties and during periods of weather highly favorable for disease development.

Bunch rot (*Botrytis*) – Apply one CAPTAN 80 WP Water Soluble Pack per 0.4 acres. Dilute at a rate of 8 to 80 gallons of water per water soluble pack using ground equipment or at a rate of 2.8 to 8 gallons of water per water soluble pack for air application. Make 2 applications before bloom and 1 immediately after bloom. Repeat periodically, making 3 cover applications before bunches close.

The maximum application rate is one CAPTAN 80 WP Water Soluble Pack per 0.4 acres (2 lb ai/acre), with a maximum seasonal application rate of 15 lbs of CAPTAN 80 WP Water Soluble Packs per acre per crop cycle (12 lb ai/acre per crop cycle). Preharvest interval (PHI) = 0 days. Note the restricted entry interval (REI) is 48 hours.

GRAPES (California)

Bunch rot (*Botrytis*) – Apply one CAPTAN 80 WP Water Soluble Pack per 0.4 acres. Dilute at a rate of 8 to 80 gallons of water per water soluble pack for ground equipment or at a rate of 2.8 to 8 gallons of water per water soluble pack for air applications. Make 2 applications before bloom and 1 immediately after bloom. Repeat periodically, making 3 cover applications before the bunches close.

Phomopsis cane and leaf spot (current season infection) - Apply one CAPTAN 80 WP Water Soluble Pack per 0.4 to 0.5 acres and dilute at a rate of 8 to 100 gallons of water per water soluble pack using ground equipment. Apply one CAPTAN 80 WP Water Soluble Pack per 0.4 acres and dilute at a rate of 2.8 to 8 gallons of water for air application. Apply first spray when green tissue begins to show but before shoots are 1 inch long and repeat application when shoots are 6 to 8 inches long.

The maximum application rate is one CAPTAN 80 WP Water Soluble Pack per 0.4 acres (2 lbs ai/acre), with a maximum seasonal application rate of 15 lbs of CAPTAN 80 WP Water Soluble Packs per acre per crop cycle (12 lb ai/acre per crop cycle). Preharvest interval (PHI) = 0 days. Note the restricted entry interval (REI) is 48 hours.

NECTARINES (U.S.)

Brown rot, scab – Apply one CAPTAN 80 WP Water Soluble Pack per 0.2 to 0.4 acres. Dilute at a rate of 4 to 100 gallons of water per water soluble pack for ground equipment or at a rate of 2 to 8 gallons of water per water soluble pack for air applications. To reduce the potential for disease resistance development to other fungicides having a similar spectrum, the lower rate may be used in tank mixtures. Apply in full pink, bloom, petal fall, shuck, cover and preharvest sprays. Applications at 3 to 4 day intervals may be necessary during bloom to control blossom blight. Repeat application at 7 to 14 day intervals as needed to maintain control. Continue applications throughout harvest if conditions favor brown rot. If powdery mildew is a problem, add 7.5 pounds sulfur per acre to the petal fall, shuck and early cover spray. If sulfur is added, CAPTAN 80 WP Water Soluble Packs may be reduced to one water soluble pack per 0.63 acres in these sprays.

Shothole (peach blight, coryneum blight) – Apply one CAPTAN 80 WP Water Soluble Pack per 0.2 to 0.4 acres. Dilute at a rate of 4 to 100 gallons of water per water soluble pack for ground equipment or at a rate of 2 to 8 gallons of water per water soluble pack for air applications. Apply in pink bud, full bloom, petal fall and cover sprays as necessary and as a post harvest spray (but before leaves drop).

The maximum application rate is one CAPTAN 80 WP Water Soluble Pack per 0.2 acres (4 lb ai/acre), with a maximum seasonal application rate of 30 lbs of CAPTAN 80 WP Water Soluble Packs per acre per crop cycle (24 lb ai/acre per crop cycle). Preharvest interval (PHI) = 0 days. Note the restricted entry interval (REI) is 24 hours.

PEACHES (U.S.)

Brown rot, scab – Apply one CAPTAN 80 WP Water Soluble Pack per 0.2 to 0.4 acres. Dilute at a rate of 4 to 160 gallons of water per water soluble pack for ground equipment or at a rate of 2 to 8 gallons of water per water soluble pack for air applications. To reduce the potential for disease resistance development to other fungicides having a similar spectrum, the lower rate may be used in tank mixtures. Apply in full pink, bloom, petal fall, shuck stages and in cover and preharvest sprays. When conditions are favorable, make applications at 3 to 4 day intervals during bloom to control blossom blight. Then repeat application at 7 to 14 day intervals as needed to maintain control. Continue applications through harvest if conditions favor brown rot. If powdery mildew is a problem, add 12 pounds sulfur per acre to the petal fall, shuck and early cover spray. If sulfur is added, CAPTAN 80 WP Water Soluble Packs may be reduced to one water soluble pack per 0.4 acres) in these sprays.

Shothole (peach blight, coryneum blight) – Apply one CAPTAN 80 WP Water Soluble Pack per 0.2 acres. Dilute at a rate of 4 to 80 gallons of water per water soluble pack for ground equipment or at a rate of 2 to 4 gallons of water per water soluble pack for air applications. Apply in pink bud, full bloom, petal fall stages and cover sprays as necessary and as a postharvest spray (but before leaves drop).

The maximum application rate is one CAPTAN 80 WP Water Soluble Pack per 0.2 acres (4 lb ai/acre), with a maximum seasonal application rate of 40 lbs of CAPTAN 80 WP Water Soluble Packs per acre per crop cycle (32 lb ai/acre). Preharvest interval (PHI) = 0 days. Note the restricted entry interval (REI) is 24 hours.

PLUMS, FRESH PRUNES (Eastern U.S.)

Brown rot – Apply one CAPTAN 80 WP Water Soluble Pack per 0.27 acres. Dilute at a rate of 5.4 to 81 gallons of water per water soluble pack for ground equipment or at a rate of 2.7 to 5.4 gallons of water per water soluble pack for air applications. Apply in full pink, bloom and petal fall sprays. Repeat applications at 7 to 14 day intervals as needed to maintain control. Continue applications through harvest if conditions favor brown rot. The addition of a neutral spreader has improved coverage.

The maximum application rate is one CAPTAN 80 WP Water Soluble Pack per 0.27 acres (3 lb ai/acre), with a maximum seasonal application rate of 33.75 pounds of CAPTAN 80 WP Water Soluble Packs per acre per crop cycle (27 lb ai/acre per crop cycle). Preharvest interval (PHI) = 0 days. Note the restricted entry interval (REI) is 24 hours.

PLUMS, FRESH PRUNES (Western U.S.)

Brown rot – Apply one CAPTAN 80 WP Water Soluble Pack per 0.27 to 0.4 acres. Dilute at a rate of 5.4 to 120 gallons of water per water soluble pack for ground equipment or at a rate of 2.7 to 8 gallons of water per water soluble pack for air applications. Use the lower rates when tank mixes with fungicides of

similar spectrum activity are used. Apply at green bud, popcorn, bloom, and petal fall stages. Repeat in cover sprays as conditions warrant.

Prune russet scab (lacy scab) – Apply one CAPTAN 80 WP Water Soluble Pack per 0.27 to 0.4 acres. Dilute at a rate of 5.4 to 120 gallons of water per water soluble pack using ground equipment. Apply at full bloom.

The maximum application rate is one CAPTAN 80 WP Water Soluble Pack per 0.27 acres (3 lb ai/acre), with a maximum seasonal rate of 33.75 lbs of CAPTAN 80 WP Water Soluble Packs per acre per crop cycle (27 lb ai/acre per crop cycle). Preharvest interval (PHI) = 0 days. Note the restricted entry interval (REI) is 24 hours.

RASPBERRIES, BLACKBERRIES AND DEWBERRIES

For the control of Anthracnose, *Botrytis*, and Spur Blight – Apply one CAPTAN 80 WP Water Soluble Pack per 0.4 acres when blossoms are in bud (young canes are 8-10" long). Make second application two weeks later. Apply a fall spray after old canes are removed.

For the control of Fruit rot – Apply one CAPTAN 80 WP Water Soluble Pack per 0.4 acres at early bloom (5 to 10% bloom) and again at full bloom. Additional applications can be made at 10-14 day intervals as needed. Do not apply within 3 days of harvest (PHI = 3 days).

Apply CAPTAN 80 WP Water Soluble Packs as indicated above in 18 to 40 gallons of water per water soluble pack using ground equipment or in 4 to 8 gallons of water per water soluble pack by air. Use the higher volume as foliage increases.

Do not apply more than 12 pounds of CAPTAN 80 WP Water Soluble Packs per acre per crop cycle (10lbs ai/acre per crop cycle). Note the restricted entry interval (REI) is 48 hours.

STRAWBERRIES (U.S.)

Botrytis (gray mold), leaf spot – Apply by broadcast spray at one CAPTAN 80 WP Water Soluble Pack per 0.27 to 0.53 acres in sufficient water for thorough coverage by ground equipment. Dilute at a rate of 2.7 to 10.6 gallons of water per water soluble pack for air application. Begin applications when new growth starts in the spring and before fruit starts to form. Repeat at 7 to 14 day intervals. Under conditions favorable to fruit rot, continue applications through harvest period, treating immediately after each picking.

Anthracnose Fruit Rot (*Colletotrichum acutatum*) – Apply one CAPTAN 80 WP Water Soluble Pack per 0.27 acres (3.0 lbs ai/acre) in sufficient water for thorough coverage by ground equipment. Begin applications at flower bud emergence. Apply at 7 day intervals through harvest.

The maximum application rate is one CAPTAN 80 WP Water Soluble Pack per 0.27 acres (3 lb ai/acre), with a maximum seasonal application rate of 30 lbs of

38/42

Captan 80 WP per acre per crop cycle (24 lb ai/acre per crop cycle). Preharvest interval (PHI) = 0 days. Note the restricted entry interval (REI) is 24 hours.

If applying as directed/banded spray: use band rate of CAPTAN 80 WP Water Soluble Packs according to the following formula:

| Plant Bed Width (inches) | X | Unit of acre(s) / one CAPTAN 80 WP Water Soluble Pack | = | Banded rate of units of acre(s) / one CAPTAN 80 WP Water Soluble Pack |
|--------------------------|---|---|---|---|
| Row spacing (inches) | | | | |

SPECIAL USES

PEACH PREPLANT ROOT DIP (California)

Preventative pre-plant dip treatment for crown gall. Use 40 gallons of water plus 1.3 pints diluted sodium hypochlorite (5.25% bleach) per one CAPTAN 80 WP Water Soluble Pack. Wash nursery trees to remove soil from roots. Cut off all dormant buds and suckers in crown area and prune root system if necessary. Submerge the entire dormant tree for 5 minutes. Recharge dip during operation at a rate of 3.2 pints diluted sodium hypochlorite per one CAPTAN 80 WP Water Soluble Pack per 100 gallons of water. Do not contact or allow others to contact the treated fruit until the sprays have dried.

POSTHARVEST FRUIT APPLICATION

For control of various molds and storage rots (*Botrytis*, *Gleosporium*, *Rhizopus*). Use as postharvest dip or spray wash on the following fruits: Apples, Cherries, Pears – Use one CAPTAN 80 WP Water Soluble Pack per 62.5 gallons of water. Apply as a drench or in a dip tank. Recharge wash solution periodically when tank volume is reduced by 25%. Bring water back to volume and add one CAPTAN 80 WP Water Soluble Pack for each 62.5 gallons of water that was added. At end of every 8-hour shift, empty tank, flush and charge with fresh dilution. Do not allow dip tank solution to stand overnight. Maintain continuous agitation during dipping operation. For use in mechanical fruit-dip operations only. Hand dipping of fruit is prohibited. Do not contact or allow others to contact the treated fruit until it is dry.

DISPOSAL OF LEFTOVER POSTHARVEST TREATMENT MIXTURE

Leftover dip or spray mixtures containing Captan may be used as a foliar spray for the same crop in case of apples and cherries (but not pears) as treated by the dip or spray mixture, or to registered turf and ornamental sites; observing all restrictions such as maximum pounds applied per application and season.

When calculating application rates, if analytical services are not available to determine the exact quantity of Captan remaining in the mixture, assume that the tank still contains 1.6 pounds of CAPTAN 80 WP per 100 gallons of water (1 water soluble pack per 62.5 gallons). If the dip or spray mixture contains other pesticides in addition to Captan, refer to the product label(s) for information regarding disposal.

Captan wastes are acutely hazardous to the eyes. Improper disposal of spray or dip tank mixtures is a violation of Federal Law. If the leftover dip or spray mixture cannot be disposed of in the manner prescribed above, contact your State Pesticide or Environmental Control Agency, or the Hazardous Waste representative at the nearest EPA Regional Office for guidance concerning the disposal of spent or excess dip tank mixtures.

NON-FOOD/ORNAMENTALS

USE PRECAUTIONS

Do not apply spray to ornamental plants listed below beyond the point of drip from the leaf surface. When applying as a drench, apply only sufficient mixture to wet the surface of the soil except when the dose is specified in terms of volume of mixture per square foot of area.

POST-APPLICATION/ENTRY RESTRICTIONS:

--For applications to ornamentals at non-commercial sites and golf-course turfgrass, do not enter or allow others to enter until sprays have dried. The restricted entry interval (REI) for ornamentals grown for commercial or research use is 48 hours.

AZALEAS

Damping-off of cuttings – Use 44 gallons of water per one CAPTAN 80 WP Water Soluble Pack. Dip cuttings before bedding. Petal blight – Use 67 gallons of water per one CAPTAN 80 WP Water Soluble Pack. Apply to soil area around plants and spray flowers just before bloom. Repeat at 7 to 14 day intervals through bloom.

BEGONIAS (Tuberous)

Damping-off, tuber rot – Use 40 gallons of water per one CAPTAN 80 WP Water Soluble Pack. Dip tubers 30 minutes, drain and plant.

CAMELLIAS

Petal blight – Use 160 gallons of water per one CAPTAN 80 WP Water Soluble Pack. Apply to drench soil around plants beginning when flowers start to open. Repeat at 7 to 10 day intervals through bloom.

CARNATIONS

Alternaria leaf spot, rust – Use 67 gallons of water per one CAPTAN 80 WP Water Soluble Pack. Begin application at first sign of disease. Repeat at 7 to 10 day intervals. Shorten intervals during frequent rains and heavy dews. Damping-off of cuttings – Use 44 gallons of water per one CAPTAN 80 WP Water Soluble Pack. Dip cuttings before bedding.

CHRYSANTHEMUM

Botrytis flower blight, Septoria leaf spot – Use 67 gallons of water per one CAPTAN 80 WP Water Soluble Pack. Apply at first sign of disease. Repeat at 7

40/42

to 10 day intervals. Damping-off of cuttings – Use 44 gallons of water per one CAPTAN 80 WP Water Soluble Pack. Dip cuttings before bedding.

GINSENG

For control of *Cylindrocarpon* root rot (*Cylindrocarpon destructans*), Grey mold (*Botrytis cinerea*), *Phytophthora* root rot (*Phytophthora cactorum*), *Pythium* root rot (*Pythium* spp.) and *Rhizoctonia* root and crown rot (*Rhizoctonia solani*).

Grey mold - Apply one CAPTAN 80 WP Water Soluble Pack per 0.4 acres. Dilute at a rate of 40 gallons of water per water soluble pack as a foliar spray. Repeat every 7 – 10 days or when conditions favor disease development.

Root and crown diseases - Apply one CAPTAN 80 WP Water Soluble Pack per 0.4 acres. Dilute at a rate of 80 gallons of water per water soluble pack as a drench treatment. Repeat every 7 – 10 days or when conditions favor disease development.

Do not use ginseng for food or feed purpose within 1 (one) year of treatment. Do not exceed 8 applications in one growing season. Do not apply more than 20 lbs of CAPTAN 80 WP Water Soluble Pack (16 lb ai) per acre per season. Note the restricted entry interval (REI) is 48 hours.

GLADIOLUS (Corms)

Corm rot and decay, damping-off – Use 40 gallons of water per one CAPTAN 80 WP Water Soluble Pack, dip corms 20 to 30 minutes. Drain and plant.

TURF (golf course)

Leaf spot, damping-off, brown patch, melting out, seedling blights, and brown spot on St. Augustine grass – Use 80 gallons of water per one CAPTAN 80 WP Water Soluble Pack. Apply 10 gallons spray per 1,000 square feet. Begin when growth starts in spring. Repeat at 7 to 14 day intervals throughout season. Do not graze treated areas or feed clippings to livestock.

The maximum application rate for turf (golf course) is one CAPTAN 80 WP Water Soluble Pack per 0.2 acres (4.3 lb ai/acre) with a maximum seasonal application rate of 10.75 lbs of CAPTAN 80 WP Water Soluble Packs per acre (8.6 lb ai/acre).

Do not enter or allow others to enter until sprays have dried. Do not apply to turfgrass in residential sites, including homes, apartment buildings, daycare centers, schools, playgrounds, parks, recreational areas, sports fields or other residential areas.

TURF (sod farms)

Damping-off and other soil borne diseases – Use one CAPTAN 80 WP Water Soluble Pack per 8,000 square feet or 80 gallons of water per one CAPTAN 80 WP Water Soluble Pack, using 10 gallons spray per 1,000 square feet. Cultivate into upper 3 to 4 inches before planting.

41/42

The maximum application rate for turf (sod farms) is one CAPTAN 80 WP Water Soluble Pack per 0.2 acres (4.3 lb ai/acre), with a maximum seasonal application rate of 10.75 lbs of CAPTAN 80 WP Water Soluble Packs per acre per season (8.6 lb ai/acre per season). Note the restricted entry interval (REI) is 48 hours. Do not harvest sod until 48 hours after application.

ROSES

Black spot, *Botrytis* blossom blight – Use 67 gallons of water per one CAPTAN 80 WP Water Soluble Pack. Begin at first growth or first sign of disease. Repeat at 7 to 14 day intervals, and more frequently during frequent rains and heavy dews.

SOIL AND GREENHOUSE BENCH TREATMENT

Pre-plant treatment for damping-off, root rot disease on seedlings or transplants of roses (and other shrubs, trees, flowers) and lawn seedbeds – Use 80 gallons of water per one CAPTAN 80 WP Water Soluble Pack at a rate of 15 gallons of spray per 1,000 square feet. Cultivate into upper 3 to 4 inches of soil before planting.

Only the applicator is permitted to be in the greenhouse during application of Captan. Open vents to greenhouse during application and for at least 1 hour after application.

Note the restricted entry interval (REI) is 48 hours. Once the treatment and any seeding or transplanting tasks done as part of the treatment are complete, the 48-hour REI begins. Exception, once the seeds or transplants are planted in the soil, the Worker Protection Standard allows workers to enter the treated area without restriction if there will be no contact with the soil subsurface.

STORAGE AND DISPOSAL

PROHIBITIONS: Do not contaminate water, food or feed by storage, disposal or cleaning of equipment. Open dumping is prohibited. Do not reuse empty container.

PESTICIDE STORAGE: Keep pesticide in original container. Keep container tightly closed when not in use. Protect from excessive heat. Store in a cool, dry place.

PESTICIDE DISPOSAL: Pesticide wastes are acutely hazardous. Improper disposal of excess pesticide, spray mixture, or rinsate is a violation of Federal Law. If these wastes cannot be disposed of by use according to label instruction, contact your State Pesticide or Environmental Control Agency, or the Hazardous Waste representative at the nearest EPA Regional Office for guidance.

CONTAINER DISPOSAL: Do not reuse container. Completely empty container into application equipment. Then dispose of container in a sanitary landfill or by incineration or, if allowed by State and local authorities, by burning. If burned, stay out of smoke.

42/42

CONDITIONS OF SALE:

1. ARYSTA LIFESCIENCE NORTH AMERICA CORPORATION ("Arysta") warrants that this product conforms to the chemical description on the label and is reasonably fit for the purposes stated on the label when used in accordance with the directions under normal conditions of use.
2. This warranty does not extend to the use of this product contrary to label instructions or under conditions not reasonably foreseeable to Arysta. **ARYSTA DISCLAIMS ALL OTHER WARRANTIES, EXPRESSED OR IMPLIED, INCLUDING ANY WARRANTY OF FITNESS FOR A PARTICULAR PURPOSE OR MERCHANTABILITY. TO THE EXTENT CONSISTENT WITH APPLICABLE LAW, SELLER SHALL NOT BE LIABLE FOR CONSEQUENTIAL, SPECIAL OR INDIRECT DAMAGES RESULTING FROM OR IN CONNECTION WITH THE MANUFACTURE, SALE, DELIVER, USE, HANDLING OR STORAGE OF THIS PRODUCT. TO THE EXTENT CONSISTENT WITH APPLICABLE LAW, SELLER'S LIABILITY SHALL BE LIMITED TO THE REFUND OF THE PURCHASE PRICE. ARYSTA DOES NOT AUTHORIZE ANY AGENT OR REPRESENTATIVE TO MAKE ANY OTHER WARRANTY, GUARANTEE OR REPRESENTATION CONCERNING THIS PRODUCT.**
3. Critical and unforeseeable factors beyond Arysta's control prevent Arysta from eliminating all risks in connection with the use of this product. Such risks include, but are not limited to, damage to plants and crops to which the product is applied, lack of complete control, and damage caused by drift to other plants or crops. Such risks occur even though the product is reasonably fit for the uses stated on the label and even though label directions are followed. Except as stated in 1 above, Buyer and User acknowledge and to the extent consistent with applicable law, assume all risks and liability resulting from handling, storage, and use of this product.

This product is sold only for uses stated on its label. No expressed or implied license is granted to use or sell this product under any patent in any country except as specified:

Country: United States