





## PERSONAL PROTECTIVE EQUIPMENT

Applicators and other handlers (other than mixers and loaders) must wear:

- Long-sleeved shirt and long pants
- Waterproof gloves
- Shoes plus socks
- Protective eyewear

Mixers and Loaders must wear:

- Long-sleeved shirt and long pants
- Waterproof gloves
- Shoes plus socks
- Protective eyewear
- Chemical-resistant apron when mixing or loading
- Dust/mist filtering respirator (MSHA/NIOSH approval number prefix TX-21C)

Follow manufacturer's instructions for cleaning/maintaining PPE. If no such instructions for washables, use detergent and hot water. Keep and wash PPE separately from other laundry.

When handlers use closed systems, enclosed cabs, or aircraft in a manner that meets the requirements listed in the Worker Protection Standard (WPS) for agricultural pesticides [40 CFR 170.240(d)(4-6)], the handler PPE requirements may be reduced or modified as specified in the WPS.

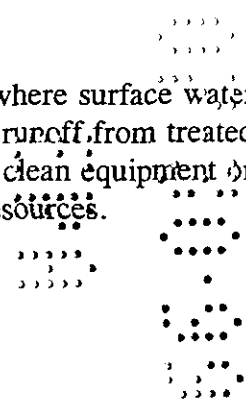
## User Safety Recommendations

Users should:

- Wash hands before eating, drinking, chewing gum, using tobacco or using the toilet.
- Remove clothing immediately if pesticide gets inside. Then wash thoroughly and put on clean clothing.
- Remove PPE immediately after handling this product. Wash the outside of gloves before removing. As soon as possible, wash thoroughly and change into clean clothing.

## ENVIRONMENTAL HAZARDS

This pesticide is toxic to fish. Do not apply directly to water, or to areas where surface water is present or to intertidal areas below the mean high water mark. Drift and runoff from treated areas may be hazardous to aquatic organisms in neighboring areas. Do not clean equipment or dispose of equipment washwaters in a manner that will contaminate water resources.



**STORE IN COOL, DRY PLACE - PROTECT FROM EXCESSIVE HEAT**

**DIRECTIONS FOR USE**

It is a violation of Federal law to use this product in a manner inconsistent with its labeling.

Do not apply this product in a way that will contact workers or other persons, either directly or through drift. Only protected handlers may be in the area during application. For any requirements specific to your State or Tribe, consult the agency responsible for pesticide regulation.

---

**AGRICULTURAL USE REQUIREMENTS**

Use this product only in accordance with its labeling and with the Worker Protection Standard, 40 CFR part 170. This Standard contains requirements for the protection of agricultural workers on farms, forests, nurseries, and greenhouses, and handlers of agricultural pesticides. It contains requirements for training, decontamination, notification, and emergency assistance. It also contains specific instructions and exceptions pertaining to the statements on this label about personal protective equipment (PPE), notification to workers, and restricted-entry interval. The requirements in this box only apply to uses of this product that are covered by the Worker Protection Standard.

Do not enter or allow worker entry into treated areas during the restricted entry interval (REI) of 4 days.

**Exception:** For the last 48 hours of the REI, workers may enter the treated area to perform hand labor or other tasks involving contact with anything that has been treated, such as plants, soil or water, without time limit, if they wear the early entry PPE listed below.

**Exception:** The restricted entry interval (REI) for STRAWBERRIES is 24 hours. After expiration of the 24 hour period, no personal protective equipment is required.

PPE required for early entry to treated areas that is permitted under the Worker Protection Standard and that involves contact with anything that has been treated, such as plants, soil, or water, is:

- Coveralls.
- Waterproof gloves.
- Shoes plus socks.
- Protective eyewear.

Notify workers of the application by warning them orally OR by posting warning signs at entrances to treated areas.

---

•••••  
•••••  
•••••  
•••••  
•••••

Read all precautions and directions for use before using. Use only for claims listed and only as specified on this label.


In order that pesticide residues on food and forage crops will not exceed federal tolerances, use only at recommended rates and intervals, and do not apply closer to harvest than specified. Do not apply or allow to drift to adjoining food, fiber or pasture crops. Drift of Captan 50-WP onto sensitive crops (e.g., D'Anjou Pears) can cause severe phytotoxicity and crop loss.

Consult State Agricultural Experiment stations or State Agricultural Extension Service for additional information, as the time of applications needed will vary with the local conditions.

**COMPATIBILITY AND PLANT SAFETY:** Captan 50-WP can be combined safely and effectively at recommended dosage rates with most commonly used fungicides and insecticides, with the exception of oil and strongly alkaline materials. Alkaline materials such as spray lime, lime-sulfur and bordeaux mixture will reduce the fungicidal activity of Captan 50-WP. Do not apply Captan 50-WP in combination with or immediately before or closely following oil sprays. Do not allow oil sprays on adjacent crops to drift onto crops which have been or will shortly be treated with Captan 50-WP. The time factor governing the safe interval between Captan 50-WP and oil sprays varies due to general climatic conditions, therefore, consult local agricultural spray programs and authorities to determine the proper timing. The use of spreaders which cause excessive wetting is not advised. Combinations with solvent formulations of organic phosphates should not be used. Combinations of Captan 50-WP and sulfur should not be used on crops sensitive to sulfur. Used at high rates or in drenching sprays, Captan 50-WP may cause a necrotic spotting of tender, immature leaves of certain varieties of apples, peaches, plums and cherries. This type of injury is most likely to occur in the early cover sprays during long periods of warm, cloudy, humid weather. To avoid the hazard of leaf spotting under such conditions, use Captan 50-WP and other spray materials at lowest recommended rates and avoid drenching trees.

Applications can be made by aircraft or ground power equipment (including concentrate and semi-concentrate equipment). Pour recommended amount of this material into nearly filled spray tank. Add balance of water. Maintain agitation during filling and spraying operation. Do not allow mixture to stand. Do not combine with emulsifiable liquids or wettable powders unless previous experience has proven them to be physically compatible and safe to plants. (Read compatibility and plant safety information).

For aerial or concentrate spray applications, apply the same amount of Captan 50-WP per acre as would normally be applied for dilute spray applications. Apply aerial or concentrate sprays in sufficient water for coverage. Do not apply this product through any type of irrigation system.



## GENERAL USE PRECAUTIONS

Except as specified, begin applications before or at first sign of disease and repeat as needed to maintain control but observe use limitations. Unless otherwise specified, application can be made on the day of harvest. Maximum application is for a crop cycle. Crop cycle is defined a prebloom through postharvest. Apply the high rate and/or spray at shorter intervals when climatic conditions most favor disease(s). Apply the low rate and/or spray at larger intervals when climatic conditions least favor disease(s). If you are unaware of the climatic conditions favorable for disease(s) claimed for the specific use sites, you must consult with your State Agricultural Extension Service to learn of these conditions.

**IMPORTANT:** Read label carefully. Although most of the directions on this label may be followed nationwide, a few are limited to either the eastern or western U.S. Follow those directions for your growing area where specified.

## FRUIT AND NUT CROPS

**ALMONDS:** Brown rot twig and blossom blight, shothole, scab, leaf blight, anthracnose (for control of anthracnose, use in a disease and resistance management program of rotational sprays with other approved materials). - Apply 4 to 9 pounds Captan 50-WP per acre in 20 to 300 gallons of water using ground equipment or in 5 to 20 gallons of water by air. Use 6 to 9 pounds per acre when Captan 50-WP is used alone. To reduce the potential for disease resistance development to other fungicides having a similar spectrum, Captan 50-WP may be used in a tankmix at a rate of 4 to 6 pounds per acre. Apply at popcorn, bloom and petal fall stages ~~and up to 5 weeks after petal fall~~ in cover sprays and preharvest sprays. Do not apply within 30 days of harvest. Hulls may be fed to livestock. Do not apply more than 40 pounds per acre per crop cycle (see GENERAL USE PRECAUTIONS section above for definition of crop cycle).

**APPLES (Eastern U.S.):** Primary scab, black rot (frog-eye), botrytis blossom-end-rot - Apply 8 pounds Captan 50-WP per acre in 20 to 400 gallons of water using ground equipment or in 5 to 20 gallons of water by air. Apply at 5 to 7 day intervals as needed to maintain control in prebloom, bloom, petal fall and first cover sprays.

Secondary Scab, Brooks fruit spot, sooty blotch, fly speck, black rot, black pox, botryosphaeria rot, bitter rot - Apply 4 to 8 pounds Captan 50-WP per acre in 20 to 400 gallons of water using ground equipment or in 5 to 20 gallons of water by air. Apply at 10 to 14 day intervals in second and later cover sprays. Do not apply more than 64 pounds of Captan 50-WP per acre per crop cycle. May be applied up to day of harvest.

Powdery Mildew - If powdery mildew is a problem, add 6 to 12 pounds sulfur per acre to all postbloom sprays until foliage matures. Do not use Captan 50-WP in combination with or closely following or in alternation with wettable sulfur products on sulfur sensitive varieties of apples such as Red Delicious, Staymen, Baldwin, King, etc., as severe injury and defoliation may occur.



Postharvest sprays: leaf spot - Apply 4 pounds Captan 50-WP per acre in 20 to 200 gallons of water using ground equipment. Apply immediately after harvest and repeat application in 10 to 14 days.

**CHERRIES (Western U.S.):** Brown rot blossom blight, brown rot (fruit), leaf spot - Apply 3 to 4 pounds Captan 50-WP per acre in 20 to 200 gallons of water using ground equipment or in 10 to 20 gallons of water by air. Apply in prebloom, bloom, petal fall, shuck, cover and preharvest sprays. Do not apply more than 28 pounds per acre per crop cycle. May be applied up to day of harvest.

**GRAPES (U.S., except CA):** Phomopsis cane and leaf spot, downy mildew, suppression of black rot - Apply 2 to 4 pounds Captan 50-WP per acre in 20 to 200 gallons water using ground equipment or in 7 to 20 gallons water by air; when shoots are 1/2 to 1 1/2 inches long, when shoots are 3-5 inches long, and when shoots are 9-12 inches long. Repeat just before bloom immediately after bloom, and continue at 10-14 day intervals as long as disease conditions persist. Use the lower rate when spraying less susceptible grape varieties or when conditions are less favorable for disease development. Use the higher rate on susceptible grape varieties and during periods of weather highly favorable for disease development. Do not apply more than 24 pounds of Captan 50-WP per acre per crop cycle. May be applied up to day of harvest.

**GRAPES (California):** Bunch rot (Botrytis) - Apply 4 pounds Captan 50-WP per acre in 20 to 200 gallons of water using ground equipment or in 7 to 20 gallons of water by air. Make 2 applications before bloom and 1 immediately after bloom. Repeat periodically, making 3 cover applications before the bunches close. Phomopsis cane and leaf spot (current season infection) - Apply 3 to 4 pounds Captan 50-WP per acre in 20 to 200 gallons of water using ground equipment or apply 4 pounds Captan 50-WP per acre in 7 to 20 gallons of water by air. Apply first spray when green tissue begins to show but before shoots are 1 inch long and repeat application when shoots are 6 to 8 inches long. Do not apply more than 24 pounds of Captan 50-WP per acre per crop cycle. May be applied up to day of harvest.

**NECTARINES (U.S.):** Brown rot, scab - Apply 4 to 8 pounds Captan 50-WP per acre in 20 to 250 gallons of water using ground equipment or in 10 to 20 gallons of water by air. To reduce the potential for disease resistance development to other fungicides having a similar spectrum, use the lower rate of Captan 50-WP in tankmixes. Apply in full pink, bloom, petal fall, shuck, cover and preharvest sprays. Applications at 3 to 4 day intervals may be necessary during bloom to control blossom blight. Repeat application at 7 to 14 day intervals as needed to maintain control. Continue applications throughout harvest if conditions favor brown rot. If powdery mildew is a problem, add 7 1/2 pounds sulfur per acre to the petal fall, shuck and early cover spray. If sulfur is added, Captan 50-WP may be reduced to 2 1/2 pounds per acre in these sprays.

**Coryneum blight (peach blight, shothole) -** Apply 4 to 8 pounds Captan 50-WP per acre in 20 to 250 gallons of water using ground equipment or in 10 to 20 gallons of water by air. Apply in pink bud, full bloom, petal fall and cover sprays as necessary and as a postharvest spray (but before leaves drop).



Do not apply more than 48 pounds per acre per crop cycle (including postharvest sprays). Pre-harvest sprays may be applied up to day of harvest.

**PEACHES (U.S.):** Brown rot, scab - Apply 4 to 8 pounds Captan 50-WP per acre in 20 to 400 gallons of water using ground equipment or in 10 to 20 gallons of water by air. To reduce the potential for disease resistance development to other fungicides having a similar spectrum, use the lower rates of Captan 50-WP in tankmixes. Apply in full pink, bloom, petal fall, shuck stages and in cover and preharvest sprays. When conditions are favorable, make applications at 3 to 4 day intervals during bloom to control blossom blight. Then repeat application at 7 to 14 day intervals as needed to maintain control. Continue applications through harvest if conditions favor brown rot. If powdery mildew is a problem, add 12 pounds sulfur per acre to the petal fall, shuck and early cover spray. If sulfur is added, Captan 50-WP may be reduced to 4 pounds per acre in these sprays.


Coryneum blight (peach blight, shothole) - Apply 8 pounds Captan 50-WP per acre in 20 to 400 gallons of water using ground equipment or in 10 to 20 gallons of water by air. Apply in pink bud, full bloom, petal fall stages and cover sprays as necessary and as a postharvest spray (but before leaves drop).

Do not apply more than 64 pounds per acre per crop cycle (including postharvest sprays). Pre-harvest sprays may be applied up to day of harvest.

**PLUMS, FRESH PRUNES (Eastern U.S.):** Brown rot - Apply 6 pounds Captan 50-WP per acre in 20 to 300 gallons of water using ground equipment or in 10 to 20 gallons of water by air. Apply in full pink, bloom and petal fall sprays. Repeat applications at 7 to 14 day intervals as needed to maintain control. Continue applications through harvest if conditions favor brown rot. The addition of a neutral spreader has improved coverage. Do not apply more than 54 pounds per acre per crop cycle. May be applied up to day of harvest.

**PLUMS, FRESH PRUNES (Western U.S.):** Brown rot - Apply 4 to 6 pounds Captan 50-WP per acre in 20 to 300 gallons of water using ground equipment or in 10 to 20 gallons of water by air. Use lower rates when tankmixes with fungicides of similar spectrum of activity are used. Apply at green bud, popcorn, bloom and petal fall stages. Repeat in cover sprays as conditions warrant. Prune russet scab (jacy scab) - Apply 4 to 6 pounds Captan 50-WP per acre in 20 to 300 gallons of water using ground equipment. Apply at full bloom. Do not apply more than 54 pounds per acre per crop cycle. May be applied up to day of harvest.

**STRAWBERRIES:** Botrytis (gray mold), leaf spot - Apply by broadcast spray at 3 to 6 pounds Captan 50-WP per acre in sufficient water for thorough coverage by ground equipment or in 10 to 20 gallons of water by air. Begin applications when new growth starts in the spring and before fruit starts to form. Repeat at 7 to 14 day intervals. Under conditions favorable to fruit rot, continue applications through harvest period, treating immediately after each picking. Do not apply more than 48 pounds per acre per year. May be applied up to day of harvest. Restricted-entry interval is 24 hours.



If applying as a directed/banded spray: use band rate of Captan 50-WP according to the following formula:

$$\frac{\text{Plant Bed Width (inches)}}{\text{Row Spacing (inches)}} \times \text{Broadcast rate per acre} = \text{Banded rate of Captan 50-WP per acre}$$

### SPECIAL USES

**PEACH PREPLANT ROOT DIP (California):** Preventative preplant dip treatment for crown gall. Use 4 pounds Captan 50-WP plus 3.2 pints diluted sodium hypochlorite (5.25% household bleach) per 100 gallons water. Wash nursery trees to remove soil from roots. Cut off all dormant buds and suckers in crown area and prune root system if necessary. Submerge the entire dormant tree for 5 minutes. Recharge dip during operation at a rate of 3.2 pints diluted sodium hypochlorite per 100 gallons of water.

**POSTHARVEST FRUIT APPLICATION:** For control of various molds and storage rots (Botrytis, Gleosporium, Rhizopus). Use as a postharvest dip or spray wash on the following fruits: Apples, Cherries, Pears - Use 2½ pounds Captan 50-WP per 100 gallons of water. Apply as a spray or in a dip tank. When used as a dip, recharge wash solution periodically when tank volume is reduced by 25%. Bring water back to volume and add 2½ pounds Captan 50-WP for each 100 gallons added. At end of every 8 hour shift, empty tank, flush and charge with fresh dilution. Do not allow dip tank solution to stand overnight. Maintain continuous agitation during dipping operation.

**DISPOSAL OF LEFTOVER POSTHARVEST TREATMENT MIXTURE:** Leftover dip or spray mixtures containing Captan 50-WP may be used as a foliar spray for the same crop in case of apples and cherries (but not pears) as treated by the dip or spray mixture, or to registered turf and ornamentals sites; observing all restrictions such as maximum pounds applied per application and season.

When calculating application rates, if analytical services are not available to determine the exact quantity of Captan 50-WP remaining in the mixture, assume that the tank still contains 2½ pounds of Captan 50-WP per 100 gallons of water. If the dip or spray mixture contains other pesticides in addition to Captan 50-WP, refer to the product label(s) for information regarding disposal.

Captan 50-WP wastes are acutely hazardous to the eyes. Improper disposal of spray or dip tank mixtures is a violation of Federal Law. If the leftover dip or spray mixture cannot be disposed of in the manner prescribed above, contact your State Pesticide or Environmental Control Agency, or the Hazardous Waste representative at the nearest EPA Regional Office for guidance concerning the disposal of spent or excess dip tank mixtures.

### ORNAMENTALS

#### USE PRECAUTIONS

Do not apply spray or ornamental plants listed below beyond the point of drip from the leaf surface. When applying as a drench, apply only sufficient mixture to wet the surface of the soil except when the dose is specified in terms of volume of mixture per square foot of area.

**AZALEAS:** Damping-off of cuttings - Use 4 pounds Captan 50-WP per 100 gallons of water. Dip cuttings before bedding. Petal blight - Use 2 pounds Captan 50-WP per 100 gallons of water. Apply to soil area around plants and spray flowers just before bloom. Repeat at 7 to 14 day intervals through bloom.

**BEGONIAS (Tuberous):** Damping-off, tuber rot - Use 4 pounds Captan 50-WP per 100 gallons of water. Dip tubers 30 minutes, drain and plant.

**CAMELLIAS:** Petal blight - Use 1 pound Captan 50-WP per 100 gallons of water. Apply to drench soil around plants beginning when flowers start to open. Repeat at 7 to 10 day intervals through bloom.

**CARNATIONS:** Alternaria leaf spot, rust - Use 2 pounds Captan 50-WP per 100 gallons of water. Begin application at first sign of disease. Repeat at 7 to 10 day intervals. Shorten intervals during frequent rains and heavy dews. Damping-off of cuttings - Use 4 pounds Captan 50-WP per 100 gallons of water. Dip cuttings before bedding.

**CHRYSANTHEMUM:** Botrytis flower blight, Septoria leaf spot - Use 2 pounds Captan 50-WP per 100 gallons of water. Apply at first sign of disease. Repeat at 7 to 10 day intervals. Damping-off of cuttings - Use 4 pounds Captan 50-WP per 100 gallons of water. Dip cuttings before bedding.

**DICHONDRA (California Only):** White mold (*Sclerotium rolfsii*) - Use 2 pounds Captan 50-WP per 100 gallons of water. Apply 1 gallon spray per 10 square feet. Make 2 to 3 applications at 7 day intervals.

**GLADIOLUS (Corms):** Corm rot and decay, damping-off - Use 1/2 to 1 1/2 pounds Captan 50-WP per 10 gallons of water, dip corms 20 to 30 minutes. Drain and plant.

**GRASSES (Ornamental in Non-Pastured Areas Only):** Leaf spot, damping-off, brown patch, melting out, seedling blights, and brown spot on St. Augustine grass - Use 2 pounds Captan 50-WP per 100 gallons of water. Apply 10 gallons spray per 1,000 square feet. Begin when growth starts in spring. Repeat at 7 to 14 day intervals throughout season. Do not graze treated areas or feed clippings to livestock.

**GRASSES (Lawn Seedbeds):** Damping-off and other soil borne diseases - Use ¼ to ½ pound Captan 50-WP per 1,000 square feet or 2 pounds Captan 50-WP per 100 gallons of water, using 15 gallons spray per 1,000 square feet. Cultivate into upper 3 to 4 inches before planting.

**ROSES:** Black spot, Botrytis blossom blight - Use 2 pounds Captan 50-WP per 100 gallons of water. Begin at first growth or first sign of disease. Repeat at 7 to 14 day intervals, and more frequently during frequent rains and heavy dews.

**SOIL AND GREENHOUSE BENCH TREATMENT:** Preplant treatment for damping-off, root rot diseases on seedlings or transplants of roses (and other shrubs, trees, flowers) and lawn seedbeds - Use 2 pounds Captan 50-WP per 100 gallons of water at a rate of 15 gallons of spray per 1,000 square feet. Cultivate into upper 3 to 4 inches of soil before planting.

**STORAGE AND DISPOSAL**

**PROHIBITIONS:** Do not contaminate water, food or feed by storage, disposal or cleaning of equipment. Open dumping is prohibited. Do not reuse empty container.

**STORAGE:** Keep pesticide in original container. Keep container tightly closed when not in use. Protect from excessive heat. Store in a cool, dry place.

**PESTICIDE DISPOSAL:** Pesticide wastes are acutely hazardous. Improper disposal of excess pesticide, spray mixture, or rinsate is a violation of Federal Law. If these wastes cannot be disposed of by use according to label instructions, contact your State Pesticide or Environmental Control Agency, or the Hazardous Waste representative at the nearest EPA Regional Office for guidance.

**CONTAINER DISPOSAL:** Do not reuse container. Completely empty container into application equipment. Then dispose of empty container in a sanitary landfill or by incineration or, if allowed by State and local authorities, by burning. If burned, stay out of smoke.

