

66222-249

6/20/2014

1/23



UNITED STATES ENVIRONMENTAL PROTECTION AGENCY  
WASHINGTON, D.C. 20460

OFFICE OF CHEMICAL SAFETY  
AND POLLUTION PREVENTION

Jonathan A. Janis  
Makhteshim Agan of North America, Inc.  
3120 Highwoods Blvd.  
Suite 100  
Raleigh, NC 27604

JUN 20 2014

Subject: Label Amendment  
Product Name: MANA 25350 Herbicide  
EPA Registration Number: 66222-249  
Application Dated: January 21, 2014


Dear Mr. Janis,

The labeling referred to above, submitted in connection with registration under the Federal Insecticide, Fungicide, and Rodenticide Act (FIFRA), as amended, is acceptable.

A stamped copy of your labeling is enclosed for your records. This labeling supersedes all previously accepted labeling. You must submit one (1) copy of the final printed labeling before you release the product for shipment with the new labeling. In accordance with 40 CFR 152.130(c), you may distribute or sell this product under the previously approved labeling for 18 months from the date of this letter. After 18 months, you may only distribute or sell this product if it bears this new revised labeling or subsequently approved labeling. "To distribute or sell" is defined under FIFRA section 2(gg) and its implementing regulation at 40 CFR 152.3.

If you have any questions, please contact Emily Schmid of my staff at (703) 347-0189 or [schmid.emily@epa.gov](mailto:schmid.emily@epa.gov).

Sincerely,

  
Kathryn V. Montague, Product Manager 23  
Herbicide Division  
Registration Division  
Office of Pesticide Programs

ACCEPTED

JUN 20 2014

Under the Federal Insecticide, Fungicide, and Rodenticide Act

66221-249

2/23

# MANA 25350

## TABLE OF CONTENTS

- MANA 25350 ..... 1
- FIRST AID ..... 4
- PRECAUTIONARY STATEMENTS ..... 4
- PHYSICAL OR CHEMICAL HAZARDS ..... 4
- PERSONAL PROTECTIVE EQUIPMENT (PPE) ..... 4
- ENGINEERING CONTROL STATEMENTS ..... 4
  - User Safety Recommendations ..... 5
- ENVIRONMENTAL HAZARDS ..... 5
- GROUNDWATER ADVISORY AND PROPER HANDLING INSTRUCTIONS ..... 5
- DIRECTIONS FOR USE ..... 5
  - AGRICULTURAL USE REQUIREMENTS ..... 6
- PRODUCT INFORMATION ..... 6
- RESISTANCE MANAGEMENT ..... 7
- SPRAY DRIFT MANAGEMENT ..... 8
- MIXING PROCEDURES ..... 9
- CLEANING ..... 10
- APPLICATION DIRECTIONS ..... 10
- PRECAUTIONS & RESTRICTIONS ..... 11
- ROTATIONAL CROP RESTRICTIONS ..... 12
- APPLICATION TIMING AND RATE ..... 12
  - SURFACE APPLICATIONS ..... 12
- NO-TILL OR REDUCED TILLAGE ..... 12
  - Preemergence ..... 13
- PREPLANT INCORPORATED APPLICATIONS ..... 13
  - POSTEMERGENCE APPLICATION: ..... 13
- HERBICIDES THAT MAY BE APPLIED POSTEMERGENCE FOLLOWING MANA 25350 HERBICIDE. 13
  - REGION 1 ..... 14
  - REGION 2 ..... 15
- USE PATTERN AND RATES FOR GRASS AND BROAD LEAF Weeds Controlled OR PARTIALLY CONTROLLED by MANA 25350 Herbicide ..... 16
- USE DIRECTIONS FOR ADDITIONAL WEED PROBLEMS ..... 18
  - Partial Control of Annual Grasses ..... 18
  - Partial Control of Perennial Weeds ..... 18
- TANK MIX AND SEQUENTIAL APPLICATIONS FOR SOYBEANS ..... 18

3/23

STORAGE AND DISPOSAL ..... 20  
LIMITATION OF WARRANTY AND LIABILITY ..... 22

ACCEPTED

JUN 20 2014

4/23

Under the Federal Insecticide, Fungicide, and Rodenticide Act, as amended, for the pesticide registered under EPA Reg. No. 66222-249

**MANA 25350 HERBICIDE**

<b>Group</b>	<b>14</b>	<b>2</b>	<b>Herbicide</b>
--------------	-----------	----------	------------------

**[Alternate Brand Name: TORMENT™ HERBICIDE]**

**MANA 25350 HERBICIDE** is a selective herbicide which may be applied preplant, preemergence or postemergence for control or suppression of broadleaf weeds, grasses and sedges in soybean.

<b>Active Ingredient</b>	<b>By Wt</b>
Sodium salt of fomesafen:	
5-[2-chloro-4-(trifluoromethyl)phenoxy] N-(methylsulfonyl)-2-nitrobenzamide .....	22.05%*
Ammonium salt of imazethapyr:	
(±)-2 [4 5-dihydro 4-methyl-4-(1-methylethyl)-5-oxo 1H-imidazol 2-yl]	
5-ethyl 3-pyridinecarboxylic acid.....	5.38%**
<b>Other Ingredients</b> .....	<b>72.57%</b>
<b>Total</b> .....	<b>100.00%</b>

\* Equivalent to 21.0% fomesafen (or 2.0 lbs fomesafen acid equivalent per gal)

\*\*Equivalent to 5.1% (+)-2-[4-5-dihydro-4-methyl-4-(1-methylethyl)-5-oxo-1H-imidazol-2-yl]-5-ethyl-3-pyridinecarboxylic acid (or 0.5 lbs imazethapyr acid equivalent per gal)

**KEEP OUT OF REACH OF CHILDREN**

**Danger/Peligro**

Si usted no entiende la etiqueta, busque a alguien para que se la explique a usted en detalle.  
(If you do not understand the label, find someone to explain it to you in detail.)

Manufactured for:

**Makhteshim Agan of North America, Inc.**

3120 Highwoods Blvd., Suite 100

Raleigh, NC 27604

How can we help? 1-866-406-MANA(6262).

**EPA Reg. No. 66222-249**

**EPA Est. No.**

**NET CONTENTS:**

<b>FIRST AID</b>	
<b>IF IN EYES:</b>	<ul style="list-style-type: none"> <li>• Hold eye open and rinse slowly and gently with water for 15 - 20 minutes.</li> <li>• Remove contact lenses, if present, after the first 5 minutes, then continue rinsing eye.</li> <li>• Call a Poison Control Center or doctor for further treatment advice.</li> </ul>
<b>IF INHALED:</b>	<ul style="list-style-type: none"> <li>• Move person to fresh air.</li> <li>• If person is not breathing, call 911 or an ambulance, then give artificial respiration, preferably mouth-to-mouth, if possible.</li> <li>• Call a Poison Control Center or doctor for further treatment advice.</li> </ul>
<b>IF SWALLOWED:</b>	<ul style="list-style-type: none"> <li>• Call a Poison Control Center or doctor immediately for treatment advice.</li> <li>• Have person sip a glass of water if able to swallow.</li> <li>• Do not induce vomiting unless told to by a Poison Control Center or doctor.</li> <li>• Do not give anything by mouth to an unconscious person.</li> </ul>
<b>IF ON SKIN OR CLOTHING:</b>	<ul style="list-style-type: none"> <li>• Take off contaminated clothing.</li> <li>• Rinse skin immediately with plenty of water for 15-20 minutes.</li> <li>• Call a Poison Control Center or doctor for treatment advice.</li> </ul>
<b>HOT LINE NUMBER</b>	
<p>Have the product container or label with you when calling a Poison Control Center or doctor or going for treatment. For emergency medical treatment information, call Prozar at 1-877-250-9291.</p> <p><b>NOTE TO PHYSICIANS:</b> Probable mucosal damage may contraindicate the use of gastric lavage.</p>	

**PRECAUTIONARY STATEMENTS**

**HAZARDS TO HUMANS & DOMESTIC ANIMALS  
DANGER/PELIGRO**

This product contains fomesafen which has been determined to cause tumors in laboratory animals (mice). Risks can be reduced by closely following use directions and precautions and by wearing the protective clothing specified elsewhere on this label.

Causes irreversible eye damage. Harmful if inhaled. Harmful if swallowed. Do not get in eyes or on clothing. Do not breathe spray mist. Wash thoroughly with soap and water after handling and before eating, drinking, chewing gum, using tobacco or using the toilet. Remove and wash contaminated clothing before reuse. Wear goggles or face shield, long-sleeved shirt and long pants, Socks, Shoes

**PHYSICAL OR CHEMICAL HAZARDS**

Do not use with or store near oxidizing agents.

**PERSONAL PROTECTIVE EQUIPMENT (PPE)**

Some materials that are chemical-resistant to this product are listed below. If you want more options follow the instructions for category E on an EPA chemical resistance category selection chart.

Applicators and other handlers must wear:

- Long sleeved shirt and long pants
- Shoes plus socks
- Protective eyewear (goggles, face shield or safety glasses)
- Chemical-resistant gloves such as barrier laminate, nitrile rubber, neoprene rubber, or Viton®.

Discard clothing and other absorbent materials that have been drenched or heavily contaminated with this product's concentrate. Do not reuse them.

Follow manufacturer's instructions for cleaning/maintaining PPE. If no such instructions for washables exist, use detergent and hot water. Keep and wash PPE separately from other laundry.

**ENGINEERING CONTROL STATEMENTS**

When handlers use closed systems, enclosed cabs, or aircraft in a manner that meets the requirements listed in the Worker Protection Standard (WPS) for agricultural pesticides [40 CFR 170.240(d)(4-6)], the handler PPE requirements may be reduced or modified as specified in the WPS.

**User Safety Recommendations**

**Users should:**

- Wash hands thoroughly with soap and water after handling and before eating, drinking, chewing gum, using tobacco, or using the toilet.
- Remove clothing/PPE immediately if pesticide gets inside. Then wash thoroughly and put on clean clothing.
- Remove PPE immediately after handling this product. Wash the outside of gloves before removing. Wash thoroughly and change into clean clothing.
- Remove and wash contaminated clothing before reuse.

**ENVIRONMENTAL HAZARDS**

Do not apply directly to water or to areas where surface water is present or to intertidal areas below the mean high water mark. Do not contaminate water when disposing of equipment wash water or rinsate. Do not apply when weather conditions favor drift from target area.

This chemical has properties and characteristics associated with chemicals detected in groundwater. This chemical may leach into groundwater if used in areas where permeable, particularly where the water table is shallow.

**GROUNDWATER ADVISORY AND PROPER HANDLING INSTRUCTIONS**

This chemical has properties and characteristics associated with chemicals detected in groundwater. The use of this chemical in areas where soils are permeable, particularly where the water table is shallow, may result in groundwater contamination.

This product may not be mixed or loaded within 50 feet of any wells (including abandoned wells and drainage wells) sink holes, perennial or intermittent streams and rivers, and natural or impounded lakes or reservoirs. This setback does not apply to properly capped or plugged abandoned wells and does not apply to impervious pad or properly diked mixing/loading areas.

Operations that involve mixing, loading, rinsing or washing of this product into or from pesticide handling or application equipment or containers within 50 feet of any well are prohibited, unless conducted on an impervious pad constructed to withstand the weight of the heaviest load that may be positioned on or moved across the pad. Such a pad shall be designed and maintained to contain any product spills or equipment leaks, container or equipment rinse or washwater, and rainwater that may fall on the pad. Surface water shall not be allowed to either flow over or from the pad, which means the pad must be self contained. The pad shall be sloped to facilitate material removal. An unroofed pad shall be of sufficient capacity to contain at a minimum 110% of the capacity of the largest pesticide container or application equipment on the pad. A pad that is covered by a roof of sufficient size to completely exclude precipitation from contact with the pad shall have a minimum containment capacity of 100% of the capacity of the largest pesticide container or application equipment on the pad. Containment capacities as described above shall be maintained at all times. The above specific minimum containment capacities do not apply to vehicles when delivering pesticide shipments to the mixing/loading site. States may have in effect additional requirements regarding wellhead setbacks and operational containment.

DO NOT apply this product through any type of irrigation system.

Product must be used in a manner which will prevent back siphoning in wells, spills or improper disposal of excess pesticide spray mixture.

**DIRECTIONS FOR USE**

It is a violation of Federal Law to use this product in a manner inconsistent with its labeling. Read all label directions before using this product.

Do not apply this product in a way that will contact workers or other persons, either directly or through drift. Only protected handlers may be in the area during application. For any requirements specific to your State or Tribe, consult the agency responsible for pesticide regulation.

**AGRICULTURAL USE REQUIREMENTS**

Use this product only in accordance with its labeling and with the Worker Protection Standard, 40 CFR part 170. This Standard contains requirements for the protection of agricultural workers on farms, forests, nurseries, and greenhouses and handlers of agricultural pesticides. It contains requirements for training, decontamination, notification and emergency assistance. It also contains specific instructions and exceptions pertaining to the statements on this label about personal protective equipment (PPE) and restricted-entry interval. The requirements in this box only apply to uses of this product that are covered by the Worker Protection Standard.

**Do not enter or allow worker entry into treated areas during the restricted-entry interval (REI) of 24 hours.**

PPE required for early entry to treated areas that is permitted under the Worker Protection Standard and that involves contact with anything that has been treated, such as plants, soil, or water, is:

- Long sleeved shirt and long pants
- Shoes plus socks
- Protective eyewear (goggles, face shield or safety glasses)
- Chemical-resistant gloves such as barrier laminate, nitrile rubber, neoprene rubber, or Viton®.

**PRODUCT INFORMATION**

**MANA 25350 HERBICIDE** is a selective herbicide which may be applied preplant, preemergence or postemergence for control or suppression of broadleaf weeds, grasses and sedges in soybeans.

Certain germinating broadleaf weeds, grasses and sedges may be controlled or suppressed by soil residual activity from either preplant, preemergent or postemergent applications if rainfall occurs shortly after application. The extent and consistency of soil activity is dependent upon soil characteristics, ground cover, amount of rainfall following application and the rate of **MANA 25350 HERBICIDE** used.

**MANA 25350 HERBICIDE** also controls weeds by root and/or foliage uptake and rapid translocation to the growing points. Adequate soil moisture is important for optimum **MANA 25350 HERBICIDE** activity. When adequate soil moisture is present, **MANA 25350 HERBICIDE** will provide residual control of susceptible germinating weeds, activity on established weeds will depend on the weed species and the location of its root system in the soil.

**MANA 25350 HERBICIDE** provides effective weed control in conservation tillage systems designed to meet conservation compliance requirements. **MANA 25350 HERBICIDE** can be applied as an early preplant, preplant incorporated, or preemergence treatment in soybeans. It can also be applied in conventional, minimum tillage and no-till production systems. The application method chosen will depend on the anticipated weed spectrum and applicator preference. Adequate soil moisture is required for optimum activity.

Rainfall or overhead irrigation is necessary to move **MANA 25350 HERBICIDE** into the weed germination zone for effective weed control. The amount of rainfall or irrigation required following application depends on existing soil moisture, soil texture and organic matter content. Sufficient water to moisten the soil to a depth of 2 inches is normally adequate. If adequate moisture is not received within 7 days after treatment, a cultivation or alternative herbicide is recommended to control escaped weeds. When adequate moisture is received after dry conditions, **MANA 25350 HERBICIDE** will provide residual control of susceptible germinating weeds; activity on established weeds will depend on the weed species and the location of its root system in the soil.

**Do not apply this product through any type of irrigation system.**

Occasionally, internode shortening and/or temporary yellowing of crop plants may occur following **MANA 25350 HERBICIDE** applications. These effects occur infrequently and are temporary. Normal growth and appearance should resume within 1 to 2 weeks.

Optimum weed control is achieved by postemergent applications of **MANA 25350 HERBICIDE** to young, actively growing broadleaf weeds that are not under stress from moisture, temperature, low soil fertility, mechanical or chemical injury.

**Foundation treatment for planned two-pass weed control programs**

**MANA 25350 HERBICIDE** at 1 pint per acre may be applied in conventional and glyphosate-tolerant soybeans as a preemergence application on all soils to reduce competition from weeds for a period of up to 5 weeks when followed by a planned postemergence herbicide application (See **Weeds Controlled by MANA 25350 Herbicide** table for a complete list of weeds). Consult the postemergence herbicide label for weeds controlled, optimum weed size, application rate, additional use directions, precautions, and limitation before use.

**Postemergence herbicide application following MANA 25350 HERBICIDE application.**

To provide additional control of certain weeds, **MANA 25350 HERBICIDE** can be applied alone or in tank mixture and then followed by an application of a postemergence herbicide. Postemergence herbicides that may be applied with **MANA 25350 HERBICIDE** include: Aim®, Arrow®, Assure® II, Basagran®, Cobra®, FirstRate®, Fusilade® DX, Fusion®, Harmony® GT XP, Liberty® 280SL<sup>1</sup>, Poast®, Poast Plus®, Resource®, Roundup® Brands<sup>2</sup>, Select® and Ultra Blazer®.

<sup>1</sup> Use on LibertyLink® soybean only.

<sup>2</sup> Use on glyphosate-tolerant soybeans only.

Always read and follow the recommendations, restrictions and limitations for all products whether used alone, sequentially or in a tank mix. The most restrictive labeling of any product used applies.

**RESISTANCE MANAGEMENT**

**MANA 25350 HERBICIDE** is a Group 14 herbicide (a protoporphyrinogen oxidase (PPO) inhibitor) and a Group 2 herbicide (an acetolactate synthase ALS inhibitor) based on the mode of action classification system of the Weed Science Society of America and as classified by the Herbicide Resistant Action Committee (HRAC). Any weed population may contain or develop plants naturally resistant to **MANA 25350 HERBICIDE** and other Group 14 and 2 herbicides. Weed species with natural or acquired resistance to Group 14 and 2 may eventually dominate the weed population if Group 14 and 2 herbicides are used repeatedly in the same field or in successive years as the primary method of control for targeted species. Such resistant weed plants may not be effectively managed using Group 14 and 2 herbicides but may be effectively managed utilizing another herbicide alone or in mixtures from a different Group and/or by using cultural or mechanical practices. However, the herbicide mode of action classification by itself may not adequately address specific weeds that are resistant to specific herbicides.

To delay herbicide resistance, consider using diversified weed control strategies to minimize selection for weed populations resistant to one or more herbicides:

- Avoid the consecutive use of **MANA 25350 HERBICIDE** or other target site of action Group 14 and 2 herbicides that have a similar target site of action on the same weed species.
- Using tank-mixtures or premixes with herbicides from different target site of action Groups as long as the involved products are all registered for the same use, have different sites of action, and are both effective at the tank mix or premix rate on the weed(s) of concern.
- Base herbicide use on a comprehensive Integrated Pest Management (IPM) and Integrated Resistance Management (IRM) program.
- Use labeled rate and directions for use to delay selection for resistance.
- Monitor treated weed populations to facilitate the early identification of weeds shifts and/or weed resistance development (also provides direction on future weed management practices).
- Control escaped weeds by implementing measures to avoid allowing weeds to reproduce by seed or to proliferate vegetatively is one of the best ways to contain resistant populations.
- Contact your local extension specialist, certified crop advisor, and/or manufacturer for herbicide resistance management and/or integrated weed management recommendations for specific crops and resistant weed biotypes.



## SPRAY DRIFT MANAGEMENT

Avoiding spray drift at the application site is the responsibility of the applicator and the grower. The interaction of many equipment-and weather related factors determines the potential for spray drift. The applicator and the grower are responsible for considering all these factors when making decisions.

Apply only as a medium or coarser spray (ASABE standard 572.1) or a volume mean diameter of 300 microns or greater for spinning atomizer nozzles.

Apply only when the wind speed is 2 – 10 mph at the application site.

### For ground applications:

- Do not apply with a nozzle height greater than 4 feet above the crop canopy.

### For aerial applications:

- The distance of the outermost nozzles on the boom must not exceed 3/4 the length of the wingspan or 90% of the rotor blade diameter. Nozzles must always point backward parallel with the air stream and never be pointed downward more than 45°.

Where states have more stringent regulations, they should be observed.

The applicator should be familiar with and take into account the information covered in the ***Spray Drift Management*** section.

To avoid spray drift, do not apply under windy conditions. Avoid spray overlap as crop injury may result.

### Information on Droplet Size

The most effective way to reduce drift potential is to apply large droplets. The best drift management strategy is to apply the largest droplets that provide sufficient coverage and control. Applying larger droplets reduces drift potential but will not prevent drift if applications are made improperly or under unfavorable environmental conditions (see ***Wind, Temperature and Humidity and Temperature Inversions*** sections).

### Controlling Droplet Size

- **Volume** - Use high flow rate nozzles to apply the highest practical spray volume. Nozzles with higher rated flows produce larger droplets.
- **Pressure** - Do not exceed the nozzle manufacturer's recommended pressures. For many nozzle types, lower pressure produces larger droplets. When higher-flow rates are needed, use higher flow rate nozzles instead of increasing pressure.
- **Number of nozzles** - Use the minimum number of nozzles that provide uniform coverage.
- **Nozzle Orientation** - Orienting nozzles so that the spray is released parallel to the airstream produces larger droplets than other orientations and is the recommended practice. Significant deflection from horizontal will reduce droplet size and increase drift potential.
- **Nozzle Type** - Use a nozzle-type that is designed for the intended application. With most nozzle types, narrower spray angles produce larger droplets. Consider using low-drift nozzles. Solid stream nozzles oriented straight back produce the largest droplets and the lowest drift.

### Boom Length

For some use patterns, reducing the effective boom length to less than 3/4 of the wingspan or rotor length may further reduce drift without reducing swath width.

### Application Height

Applications should be made at the lowest height consistent with efficacy and flight safety. Do not make at a height greater than 10 feet above the top of the largest plants unless a greater height is recommended for aircraft safety. Making applications at the lowest height that is safe reduces exposure of droplets to evaporation and wind.

### Swath Adjustment

When applications are made with a crosswind, the swath will be displaced downwind. Therefore, on the up and downwind edges of the field, the applicator must compensate for this displacement by adjusting the path of the aircraft upwind. Swath adjustment distance should increase with increasing drift potential (higher wind, smaller drops, etc.).

**Wind**

Drift potential is lowest between wind speeds of 2-10 mph. However, many factors including droplet size and equipment type determine drift potential at any given speed. Application should be avoided below 2 mph due to variable wind direction and high inversion potential. **Note:** Local terrain can influence wind patterns. Every applicator should be familiar with local wind patterns and how they affect spray drift.

**Temperature and Humidity**

When making applications in low relative humidity, set up equipment to produce larger droplets to compensate for evaporation. Droplet evaporation is most severe when conditions are both hot and dry.

**Temperature Inversions**

Applications should not occur during a temperature inversion because drift potential is high. Temperature inversions restrict vertical air mixing, which causes small, suspended droplets to remain in a concentrated cloud. This cloud can move in unpredictable directions due to the light variable winds common during inversions. Temperature inversions are characterized by increasing temperatures with altitude and are common on nights with limited cloud cover and light to no wind. They begin to form as the sun sets and often continue into the morning. Their presence can be indicated by ground fog; however, if fog is not present, inversions can also be identified by the movement of smoke from a ground source or an aircraft smoke generator. Smoke that layers and moves laterally in a concentrated cloud (under low wind conditions) indicates an inversion while smoke that moves upward and rapidly dissipates indicates good vertical air mixing.

**Sensitive Areas**

The pesticide should only be applied when the potential for drift to adjacent sensitive areas (e.g. residential areas, bodies of water, known habitat for threatened or endangered species, non-target crops) is minimal (e.g. when wind is blowing away from the sensitive areas).

**MIXING PROCEDURES**

1. Be sure sprayer is clean and not contaminated with any other materials or crop injury or sprayer clogging may result.
2. Fill spray tank with half the required amount of clean water and begin agitation\*. Be certain that the agitation system is working properly and creates a rippling or rolling action on the liquid surface.
3. Add fertilizer (UAN, AMS)
4. Add dry pesticide formulations
5. Add **MANA 25350 HERBICIDE**
6. Add liquid pesticide formulation
7. Add adjuvant (MSO, COC or NIS)
8. Add remainder of water and then maintain constant agitation

\*Compatibility agent 1 gal /500 gals of water or 0.2% v/v may be added as needed.

When an adjuvant is to be used with this product, Makhteshim Agan of North America, Inc. suggests the use of a Chemical Producers and Distributors Association (CPDA) certified adjuvant.

**Spray Additives**

Only spray additives cleared for use on growing crops under 40 CFR 180 1001 may be used in the spray mixture. For best broad spectrum postemergence control of susceptible broad leaf weeds in Region 2 (see Regional Use Maps) **MANA 25350 HERBICIDE** should be used with 1.0 – 2.5% v/v liquid nitrogen (28% or similar) or a minimum of 8.5 lbs ammonium sulfate per 100 gals of spray volume.

For Postemergence Applications Always Add One of the Following:

(except in tank mix with products prohibiting spray additives - See Tank Mix Directions for Use)

Crop Oil Concentrate (COC) or Methylated Seed Oil (MSO)

Use a nonphytotoxic COC or MSO containing 15 - 20% approved emulsifier at 0.5 - 1% v/v ( 2 – 4 qts /100

Gals.) of finished spray volume. COC or MSO can improve weed control but may slightly reduce crop tolerance.

Nonionic Surfactant (NIS)

Use NIS containing at least 80% active ingredient at 0.25- 0. 5% v/v ( 1 - 2 qts /100 gals) of finished spray volume.

**Other Adjuvants**

Adjuvants other than COC or NIS may be used providing the product meets the following criteria.

- Contains only EPA exempt ingredients.
- Is nonphytotoxic to the target crop.
- Is compatible in mixture (May be established through a jar test).
- Is supported locally for use with **MANA 25350 HERBICIDE** on the target crop through proven field trials and through university and extension recommendations.

**Note:** no adjuvants are needed for preplant or preemergence applications unless **MANA 25350 HERBICIDE** is being used in a burndown.

**CLEANING**

Wash sprayer system thoroughly with clean water and a commercial tank cleaner before and immediately after each use.

Do not use the same sprayer on sensitive crops without thoroughly cleaning the sprayer as even small residues of **MANA 25350 HERBICIDE** in the tank may cause injury to these crops.

**APPLICATION DIRECTIONS**

**Ground Application**

Use sufficient spray volume and pressure to ensure complete coverage of the target. A minimum spray volume of 15 gals /A and 30-60 psi at the nozzle tip is recommended. On large weeds and/or dense foliage, use 60 psi and a minimum of 20 gals /A to ensure coverage of weed foliage.

The use of flat fan nozzles will result in the most effective postemergence application of **MANA 25350 HERBICIDE**. The sprayer must be calibrated to provide the proper volume and rate per acre. In addition, the boom and nozzle height must be adjusted to provide complete coverage of target weeds.

**DO NOT USE FLOOD TYPE OR OTHER SPRAY NOZZLES WHICH DELIVER COARSE LARGE DROPLET SPRAYS.**

**Band Applications**

Thorough weed coverage is important for postemergent control. Best coverage is obtained with a minimum of two nozzles, one directed to each side of the planted row. Application with a single nozzle directed over the top of the row is not recommended for postemergence applications but is suitable for preemergence applications. Cultivation of untreated areas may be needed following band applications. When making postemergence band applications and cultivating in the same operation, position nozzles in advance of the cultivation device. This will reduce dust in the spray area. Dust can intercept spray reducing weed coverage, resulting in less than adequate weed control.

Calculate the amount of herbicide and water volume needed for postemergence band treatment by the following formulas.

Band width in inches

Broadcast rate per acre = Band herbicide rate per acre

Broadcast volume per acre = Band herbicide rate per acre

**Aerial Application**

Use sufficient spray volume and pressure to ensure complete coverage of the target. A minimum of 5 gals /A of spray mixture should be applied with a maximum of 40 PSI pressure. When broadleaf weed foliage is dense, use a minimum of 10 gals/A to ensure coverage of weed foliage.

**Cultivation**

Cultivation prior to application is not recommended. Cultivation may put weeds under stress, reducing weed control. Timely cultivation 1-3 weeks after applying **MANA 25350 HERBICIDE** may assist weed control.

**Rainfastness**

**MANA 25350 HERBICIDE** requires a 1 hour rain free period for best results when applied postemergence

**PRECAUTIONS & RESTRICTIONS**

- A maximum of 1 pt of **MANA 25350 HERBICIDE** (or a maximum of 0.25 lbs ai/A of fomesafen and 0.0625 lbs ai /A of imazethapyr from any product containing fomesafen or imazethapyr) may be applied per acre per year in Region 1 (see **Regional Map**).
- A maximum of 1 pt of **MANA 25350 HERBICIDE** (or a maximum of 0.25 lbs ai/A of fomesafen and 0.0625 lbs ai /A of imazethapyr from any product containing fomesafen or imazethapyr) may be applied per acre on alternate years in Region 2 (see **Regional Map**).
- Tank mixes of **MANA 25350 HERBICIDE** with other pesticides, fertilizers or any other additives except as specified on this label or other approved Makhteshim Agan of North America supplemental labels may result in tank mix incompatibility, unsatisfactory performance and/or unsatisfactory crop injury.
- When organophosphate (such as Lorsban) or carbamate insecticides are tank mixed with **MANA 25350 HERBICIDE** temporary injury may result to the treated crops.
- Apply postemergence to actively growing weeds. Avoid applying **MANA 25350 HERBICIDE** to weeds or soybeans which are under stress from moisture, temperature, low soil fertility, mechanical or chemical injury, as reduced weed control and/or increased crop injury may result.
- Avoid overlapping spray swaths, as injury may occur to rotational crops.
- Use of **MANA 25350 HERBICIDE** herbicide in accordance with label directions is expected to result in normal growth of rotational crops in most situations, however various environmental and agronomic factors make it impossible to eliminate all risks associated with the use of this product and therefore rotational crop injury is always possible. Under some conditions (such as heavy texture soil, high organic matter, low pH or low rainfall) **MANA 25350 HERBICIDE** may cause injury to subsequent planted crops. Vegetable crops and particularly sugar beets are sensitive to **MANA 25350 HERBICIDE** residues in the soil.
- To provide adequate spray coverage, ground speed must not exceed 10 MPH during application.
- Do not apply this product through any type of irrigation system.
- Do not graze treated areas or harvest for forage or hay.
- Do not graze rotated small grain crops or harvest forage or straw for livestock.
- Do not apply within 85 days of soybean harvest.
- In New York State - Not for Sale or Use on Long Island.
- In Florida- Not for Use in Miami-Dade County.

### ROTATIONAL CROP RESTRICTIONS

The following rotational crops may be planted after applying **MANA 25350 HERBICIDE** at directed rates in soybeans.

Crops To Be Planted	Minimum Rotation Interval (Months After Last <b>MANA 25350 HERBICIDE</b> Application)
Dry beans, Snap beans, Soybeans	0
Small grains, Wheat and Rye (except in North Dakota and Minnesota north of Highway #210)	4
Barley	9 1/2
Corn (Field corn and field corn grown for seed) Peanuts and Peas	10
Alfalfa, Sunflowers, Sorghum, Cotton, Sweet corn and Rye (in North Dakota and Minnesota north of Highway #210)	18
Potatoes, Flax	26
All crops not listed in this Rotational Crop Guideline	40

#### Replanting

If replanting is necessary in fields previously treated with **MANA 25350 HERBICIDE** the field may be replanted to soybeans. Rework the soil no deeper than the treated zone.

Do not apply a second application of **MANA 25350 HERBICIDE** or other fomesafen containing product as crop injury or illegal residues may occur in harvested crops. If tank-mix combinations were used, refer to product labels for any additional replanting instructions.

#### APPLICATION TIMING AND RATE

Make one application per year (Region 1) or alternate years (Region 2) at 1 pt/ acre preemergence, No-till or reduced tillage, preplant incorporated or in burndown applications. (Refer to Region 1 and 2 sections of this label to identify your application region). **MANA 25350 HERBICIDE** herbicide serves as a foundation treatment for a planned two-pass weed control program. **MANA 25350 HERBICIDE** may be applied in conventional and glyphosate-tolerant soybeans as a preemergence application on all soils to reduce competition from weeds for a period of up to 5 weeks when followed by a planned postemergence herbicide application (See **USE PATTERN AND RATES FOR GRASS AND BROAD LEAF WEEDS CONTROLLED OR PARTIALLY CONTROLLED BY MANA 25350 HERBICIDE** table for a complete list of weeds). Be sure to consult the postemergence herbicide label for weeds controlled, optimum weed size, application rate, additional use directions, precautions, and limitation before use.

Make one post emergence application of **MANA 25350 HERBICIDE** at 0.75 to 1.0 pint/A per year (Region 1) or on alternate years (Region 2). Refer to the **USE PATTERN AND RATES FOR GRASS AND BROAD LEAF WEEDS CONTROLLED OR PARTIALLY CONTROLLED BY MANA 25350 HERBICIDE** table for specific recommendations on weed growth stages and rates. Best broad spectrum postemergence control of susceptible broadleaf weeds is obtained when **MANA 25350 HERBICIDE** is applied early to actively growing weeds. This usually occurs 14 to 28 days after planting.

A maximum of 1 pt of **MANA 25350 HERBICIDE** (or a maximum of 0.25 lbs ai/A of fomesafen and 0.0625 lbs ai/A of imazethapyr from any product containing fomesafen or imazethapyr) may be applied per acre per year (Region 1) or on alternate years (Region 2).

#### SURFACE APPLICATIONS

**MANA 25350 HERBICIDE** offers flexibility in that it can be utilized in all production tillage systems. It can be applied prior to planting (up to 45 days prior to planting); at planting in conventional, reduced tillage or no-till production systems; or after planting and before crop emergence.

For follow-up postemergence treatments refer to the **USE PATTERN AND RATES FOR GRASS AND BROAD LEAF WEEDS CONTROLLED OR PARTIALLY CONTROLLED BY MANA 25350 HERBICIDE**.

#### NO-TILL OR REDUCED TILLAGE

Apply **MANA 25350 HERBICIDE** treatments before, during or after planting. To ensure thorough coverage, use a minimum of 20 gallons of water per acre. Use higher gallonage for fields with dense vegetation or heavy crop residues. For maximum grass control, tank-mix **MANA 25350 HERBICIDE** with

PROWL® or Parallel® PCS. To kill existing vegetation, Gramoxone®, Parazone®, Roundup Powermax® or 2,4-D (early preplant - see 2,4-D label for limitations) may be tank-mixed with **MANA 25350 HERBICIDE** alone or in combination with PROWL® or Parallel®. Gramoxone, Parazone, Roundup PowerMAX® or 2,4-D should be deleted from the tank-mixture if vegetation is absent at the time of application.

Always read and follow the recommendations, restrictions and limitations for all products whether used alone, sequentially or in a tank mix. The most restrictive labeling of any product used applies.

**NOTE:** Adjust planters to ensure adequate soil coverage of seed.

For follow-up postemergence treatments refer to the **USE PATTERN AND RATES FOR GRASS AND BROAD LEAF Weeds Controlled OR PARTIALLY CONTROLLED by MANA 25350 Herbicide.**

**PREEMERGENCE**

MANA 25350 HERBICIDE may be applied preemergence, before planting up though postemergence.

**PREPLANT INCORPORATED APPLICATIONS**

**MANA 25350 HERBICIDE** may be applied following land preparation and should be **thoroughly incorporated** to a depth of 1 to 2 inches. If crops are planted on beds, apply and incorporate after bed formation using PTO-driven equipment or a rolling cultivator. Maintain **MANA 25350 HERBICIDE** in the surface 1 to 2 inches of the finished beds. Application may be made up to 45 days prior to planting soybeans.

Postemergence treatments include any product or combination of products labeled to control the specific weeds remaining in the field, including glyphosate (for example, Roundup®) brands (for use on glyphosate-tolerant soybeans only) or Liberty® brand (for use on LibertyLink® Soybeans).

**POSTEMERGENCE APPLICATION:**

**MANA 25350 Herbicide** is effective when used postemergence working through contact action. Therefore emerged weeds must have thorough spray coverage for effective control. Some bronzing crinkling or spotting of soybean leaves may occur following a postemergent application but soybeans soon outgrow these effects and develop normally.

Apply **MANA 25350 HERBICIDE** as an early postemergence treatment when weeds are actively growing and before they exceed a height of 3 inches, unless otherwise indicated. This usually occurs 14 to 28 days after planting. Refer to the weed control tables for specific directions on weed growth stages and rates. Delay application until the majority of the weeds are at the recommended growth stage. Base application timing on weed size and not crop growth stage. Apply **MANA 25350 HERBICIDE** to crops and weeds that are actively growing.

**HERBICIDES THAT MAY BE APPLIED POSTEMERGENCE FOLLOWING MANA 25350 HERBICIDE**

To provide additional control of certain weeds, **MANA 25350 HERBICIDE** can be applied alone or in tank mixture and then followed by an application of a postemergence herbicide.

Postemergence herbicides that may be applied with **MANA 25350 HERBICIDE** include: Aim, Arrow, Assure II, Basagran, Cobra, FirstRate, Fusilade DX, Fusion, Harmony GT XP, Liberty 280SL<sup>1</sup>, Poast, Poast Plus, Resource, Roundup brands<sup>2</sup>, Select and Ultra Blazer.

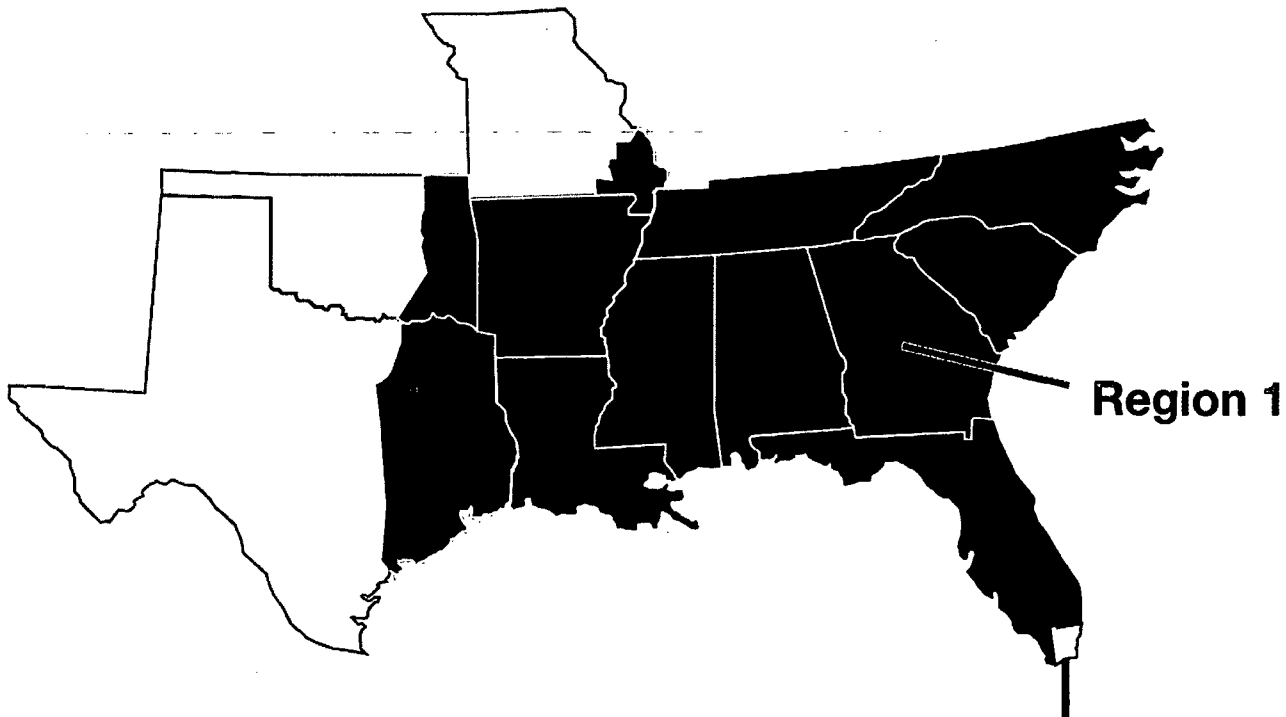
<sup>1</sup> Liberty®-Use on LibertyLink® soybean only.

<sup>2</sup> Glyphosate (Roundup brands) - Use on glyphosate-tolerant soybeans only.

**REGION 1**

**REGION 1** Includes the following states or portion of states

Alabama	Missouri, (In the Counties of: Bellinger, Butler, Cape, Girardeau, Dunklin, Madison, Mississippi, New Madrid, Pemiscot, Perry, Ripley, Scott, Stoddard and Wayne)
Arkansas	North Carolina
Florida (except Miami-Dade County)	Oklahoma (East of U S Highway 75 and East of Indian Nation Parkway)
Georgia	South Carolina
Louisiana	Tennessee
Mississippi	Texas (all areas East of U S Highway 77 to State Road 239 including all of Calhoun County)

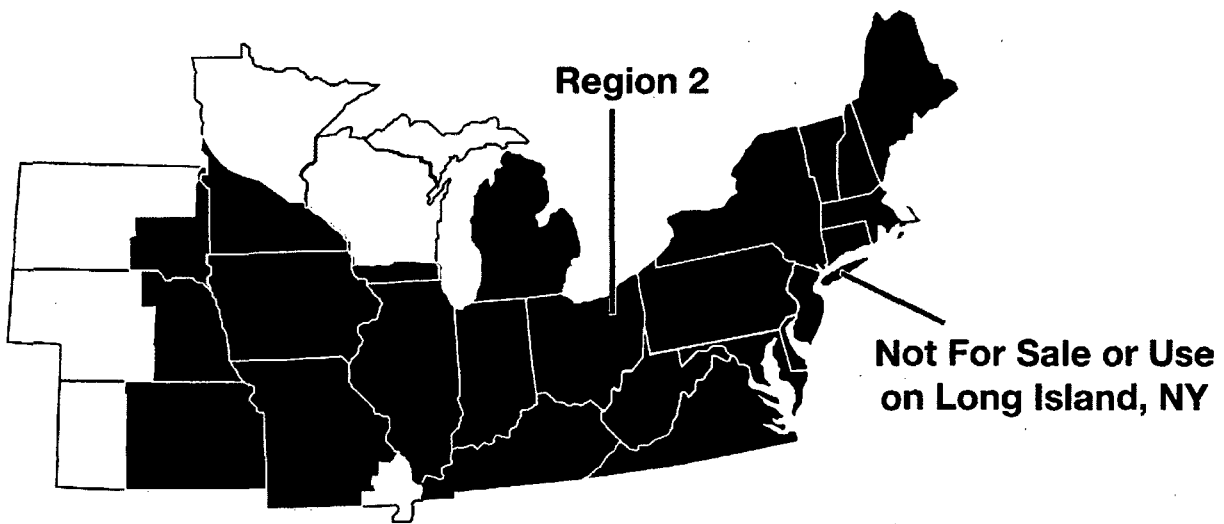


**Not For Use In  
Miami-Dade County, FL**

### REGION 2

REGION 2 Includes the following states or portion of states

Connecticut	Nebraska (all counties East of or intersected by US Highway 281)
Delaware	New Hampshire
Illinois	New Jersey
Indiana	New York (except Long Island)
Iowa	North Dakota (all areas East of Interstate 29 from Fargo South to the South Dakota state line)
Kansas (all counties East of or intersected by US Highway 281)	Ohio
Kentucky	Pennsylvania
Maine	Rhode Island
Maryland	South Dakota (all areas East of Interstate 29 from the North Dakota state line to Watertown, all areas East of Highway 81 from Watertown to Madison and all areas East and South of State Road 34 and US Highway 281 to the Nebraska state line)
Massachusetts	Vermont
Michigan (Southern Peninsula)	Virginia
Minnesota (all areas South of Interstate 94)	West Virginia
Missouri (all counties except for those listed in Region 1)	Wisconsin (South of US Highway 18 between Prairie DuChien and Madison and South of Interstate 94 between Madison and Milwaukee)





17/  
23

USE PATTERN AND RATES FOR GRASS AND BROAD LEAF WEEDS CONTROLLED OR PARTIALLY CONTROLLED BY MANA 25350 HERBICIDE			
Weed	Soil applied	Postemergence	
		Maximum Growth Stage Controlled	
		No. of True Leaves	
	1 pt/A	3/4 pt/A	1 pt/A
Alligator weed	-	-	4
Anoda, Spurred	Control	-	2*
Artichoke, Jerusalem	-	-	-
Barnyardgrass	Partial control	-	Partial control
<b>Bindweed</b>			
Field	Partial control	Partial control	Partial control
Hedge	Partial control	Partial control	Partial control
Brisley starbur	-	-	2
Broadleaf Signalgrass	Partial control	-	Partial control
Buffalobur	Control	-	-
Balloonvine	-	2	2
Carpetweed	Control	-	8" diameter stem size
Citron (Wild Watermelon)	-	-	2
Cocklebur, Common	Partial control	2	4
Copperleaf, Hophornbeam	-	-	4
Copperleaf, Virginia	-	-	4
<b>Crabgrass</b>			
Large	Partial control	-	Partial control
Smooth	Partial control	-	Partial control
Crotalaria, Showy	-	-	6
Croton, Tropic	-	-	4
Cucumber Volunteer	-	-	4
Eclipta	Control	-	2
<b>Foxtail spp.</b>			
Giant	Control	Partial control	3
Green	Control	Partial control	3
Yellow	Control	Partial control	Partial control
Galinsoga spp.	Control	-	-
Goosegrass	Partial control	-	Partial control
Groundcherry Cutleaf	-	-	4
Hemp	-	-	4
Horsenettle	-	-	2*
Jimsonweed	Control	4	6
Johnsongrass, Seedling	Control	Partial control	4
Ladysthumb	Partial control	2*	2
Lambsquarters, Common	Control	2*	2*
Horseweed/marestail	Partial control	-	-
Mexicanweed	-	-	2*

18/23

USE PATTERN AND RATES FOR GRASS AND BROAD LEAF WEEDS CONTROLLED OR PARTIALLY CONTROLLED BY MANA 25350 HERBICIDE			
	Soil applied	Postemergence	
		Maximum Growth Stage Controlled	
		No. of True Leaves	
<b>Morningglory, spp</b>			
Cypressvine	Partial control	2	4
Entireleaf	Partial control	3*	3
Ivyleaf	Partial control	3*	3
Purple Moonflower	Partial control	3*	3
Red (Scarlet)	Partial control	3*	3
Smallflower	Control	3*	3
Pitted (Smallwhite)	Partial control	4*	4
Tall (Common)	Partial control	2*	2
Palmleaf (Willowleaf)	Partial control	3*	3
Mustard, Wild	Control	4	6
<b>Milkweed</b>			
Climbing	Partial control	-	Partial control
Honeyvine	Partial control	-	Partial control
Nightshade, Black	Control	2	4
Nightshade, Eastern Black	Control	2	4
Nightshade, hairy	Partial control	-	-
Nutsedge, Yellow	Partial control	-	-
<b>Panicum</b>			
Fall	Partial control	-	Partial control
Texas	Partial control	-	Partial control
Pennycress, field	Control	-	-
Pepperweed, Virginia	Control	-	-
<b>Pigweed spp</b>			
Amaranth, Palmer	Control	2	4
Amaranth, Spiny	Control	2	2
Redroot	Control	2	4
Smooth	Control	2	4
Waterhemp, Common	Control	2*	2
Waterhemp, Tall	Control	2*	2
Poinsettia, Wild	Control	-	2
Purslane Common	Control	-	Multi leaf, 6" diameter stem size.
Puncturevine	Control	-	-
Pusley Florida	Control	-	2
Ragweed, Common	Control	4*	4
Ragweed, Giant	Partial control	4*	4
Redweed	Control	-	-
Sesbania, Hemp	-	-	8
Sicklepod	-	-	-
Sida, prickly/teaweed	Control	-	2*

USE PATTERN AND RATES FOR GRASS AND BROAD LEAF WEEDS CONTROLLED OR PARTIALLY CONTROLLED BY MANA 25350 HERBICIDE			
	Soil applied	Postemergence	
		Maximum Growth Stage Controlled	
		No. of True Leaves	
Smartweed Pennsylvania	Control	4*	4
Smartweed, ladythumb	Control	-	-
Smellmelon	-	-	2
Spurge Prostrate	Control	-	-
Spurge Spotted	Control	-	4
Starbur Bristly	Control	-	4
Sunflower Common	Control	-	4
Thistle, Canada	-	-	Partial control
Trumpet creeper	Partial control	-	Partial control
Velvetleaf	Control	-	2
Venice Mallow	-	4	6
Witchweed	-	-	Multi leaf up to 7 leaves
Yellow Rocket	-	4	4
*Suppression only Partial control indicated			

**USE DIRECTIONS FOR ADDITIONAL WEED PROBLEMS**

**Partial Control of Annual Grasses**

Annual grasses listed in the *USE PATTERN AND RATES FOR GRASS AND BROAD LEAF Weeds Controlled OR PARTIALLY CONTROLLED by MANA 25350 Herbicide* table may be partially controlled by postemergence applications and controlled or be partially controlled by preemergence applications of **MANA 25350 HERBICIDE** at 1.0 pts /A. Consult *Use Rate Table* for maximum rate in each region. For full season broad-spectrum annual grass control Fusilade® DX or Fusion® herbicide should be used alone or in tank mix with **MANA 25350 HERBICIDE** or should be followed with a post emergence program of Glyphosate or Liberty® (in crops developed for tolerance to the respective herbicides). Consult *Tank Mix* section. Partial Control of Perennial Weeds

Use of **MANA 25350 HERBICIDE** at postemergence rates of 1.0 pts /A will aid in be partially controlled the above-ground portions of perennial weeds listed in the *USE PATTERN AND RATES FOR GRASS AND BROAD LEAF Weeds Controlled OR PARTIALLY CONTROLLED by MANA 25350 Herbicide* table until crop canopy can assist in suppression. Perennial weeds continue to regrow from underground rootstocks even if above-ground foliage is temporarily controlled or retarded. Even though **MANA 25350 HERBICIDE** and crop competition can suppress perennial weeds for a growing season, the rootstocks will continue to live and reestablishment will occur in subsequent years.

**TANK MIX AND SEQUENTIAL APPLICATIONS FOR SOYBEANS**

**MANA 25350 HERBICIDE** can be used sequentially or in tank mix with one or more of the following products Assure II, Arrow, Basagran, Butyrac, Classic, FirstRate, Fusilade DX, Fusion, Ignite, Glyphosate (such as Touchdown, Roundup, Glyphomax) Gramoxone, Harmony, Poast, Poast Plus, Pursuit®, Raptor, Resource, Scepter, Select, and Synchrony STS.

Under certain conditions, the mixture of **MANA 25350 HERBICIDE** with one or more of the above mentioned broadleaf herbicides may cause a reduction in activity of any postemergence grass herbicide in the mixture.

For sequential applications allow 2-3 days after the application of the grass herbicide before applying **MANA 25350 HERBICIDE** or **MANA 25350 HERBICIDE** mixtures. Where **MANA 25350 HERBICIDE** or

the **MANA 25350 HERBICIDE** mixture is applied, first apply the grass herbicide when grass weeds begin to develop new leaves (generally around 7 days).

- Tank mix applications can result in increased crop injury as compared to either product used alone
- Do not exceed 1 fl oz of Butyrac® /A in mixture with **MANA 25350 HERBICIDE**
- Do not exceed 0.25 oz /A of Synchrony® STS™ herbicide in the tank with labeled rates of **MANA 25350 HERBICIDE** on non-STS varieties. This tank mix can be applied postemergence to any soybean variety for additional broadleaf weed control. Refer to the Synchrony® STS™ label for more information and crop rotation restrictions.
- Always read and follow the recommendations, restrictions and limitations for all products whether used alone, sequentially or in a tank mix. The most restrictive labeling of any product used applies.

Do not allow this tank mix to move off target as contact by even minute quantities can cause severe damage or death to any non target vegetation.

### STORAGE AND DISPOSAL

Do not contaminate water, food, or feed by storage or disposal.

#### PESTICIDE STORAGE:

Store in a cool, dry place and in such a manner as to prevent cross contamination with other pesticides, fertilizers, food and feed. Store in original container and out of reach of children, preferably in a locked storage area.

Do not store above 100°F for extended periods of time. Storage below 20°F can result in formation of crystals. If product crystallizes, store at 50°F to 70°F and agitate to redissolve crystals. If container is damaged or spill occurs, use product immediately or dispose of product and damaged container as indicated below.

#### PESTICIDE DISPOSAL:

Open dumping is prohibited. Pesticide wastes are toxic. Wastes resulting from the use of this product must be disposed of on site or at an approved waste disposal facility. Improper disposal of excess pesticide, spray mixture, or rinsate is a violation of Federal law. If these wastes cannot be disposed of by use according to label instructions, contact your State Pesticide or Environmental Control Agency or the hazardous waste representative at the nearest EPA Regional Office for guidance.

#### CONTAINER HANDLING:

##### **Rigid, Nonrefillable containers small enough to shake (i.e. with capacities equal to less than five gallons).**

Nonrefillable container. Do not reuse or refill this container. Triple rinse or pressure rinse container (or equivalent) promptly after emptying.

Triple rinse as follows: Empty the remaining contents into application equipment or a mix tank. Fill the container 1/4 full with water and recap. Shake for 10 seconds. Pour rinsate into application equipment or a mix tank or store rinsate for later use or disposal. Drain for 10 seconds after the flow begins to drip. Repeat this procedure two more times. Then offer for recycling or reconditioning if available, or puncture and dispose of in a sanitary landfill, or by other procedures approved by state and local authorities.

Pressure rinse as follows: Empty the remaining contents into application equipment or a mix tank and continue to drain for 10 seconds after the flow begins to drip. Hold container upside down over application equipment or a mix tank or collect rinsate at about 40 PSI for at least 30 seconds. Drain for 10 seconds after the flow begins to drip. Once container is rinsed, offer for recycling if available, or puncture and dispose of in a sanitary landfill.

##### **Rigid, Nonrefillable containers that are too large to shake (i.e. with capacities greater than 5 gallons or 50 lbs).**

Nonrefillable container. Do not reuse or refill this container. Triple rinse or pressure rinse container (or equivalent) promptly after emptying.

Triple rinse as follows: Empty the remaining contents into application equipment or a mix tank. Fill the container 1/4 full with water. Replace and tighten closures. Tip container on its side and roll it back and forth, ensuring at least one complete revolution, for 30 seconds. Stand the container on its end and tip it back and forth several times. Turn the container over onto its other end and tip it back and forth several times. Empty the rinsate into application equipment or a mix tank or store rinsate for later use or disposal. Repeat this procedure two more times. Offer for recycling or reconditioning if available, or puncture and dispose of in a sanitary landfill, or by other procedures approved by state and local authorities.

Pressure rinse as follows: Empty the remaining contents into application equipment or a mix tank and continue to drain for 10 seconds after the flow begins to drip. Hold container upside down over application equipment or a mix tank or collect rinsate at about 40 PSI for at least 30 seconds. Drain for 10 seconds after the flow begins to drip. Once container is rinsed, offer for recycling if available, or puncture and dispose of in a sanitary landfill.

#### **Refillable Container**

Refill this container with pesticide only. Do not reuse this container for any other purpose. Cleaning the container before final disposal is the responsibility of the person disposing of the container. Cleaning before refilling is the responsibility of the refiller.

**Refilling or Returning Containers**

If refilling or returning container is planned, end users are not authorized to remove tamper evident cables, one way valves or clean container.

**Recycle or Disposal of Containers**

End users are authorized to remove tamper evident cable as required to remove the product from the container unless the container is equipped with one way valves and refilling or returning is planned. Instructions for container rinsing and either recycling or disposal are as follows:

**Bottom Discharge IBC (e.g. Schuetz Caged IBC or Snyder Square Stackable).**

Pressure rinsing the container before final disposal is the responsibility of the person disposing of the container. Cleaning before refilling is the responsibility of the refiller. To pressure rinse the container before final disposal, empty the remaining contents from the IBC into application equipment or mix tank. Raise the bottom of the IBC by 1.5 inches on the side which is opposite of the bottom discharge valve to promote more complete product removal. Completely pump or drain rinsate into application equipment or rinsate collection system while pressure rinsing. Continue pressure rinsing for 2 minutes or until rinsate becomes clear. Replace the lid and close bottom valve.

**Top Discharge IBC, Drums, Kegs (e.g. Snyder 120 Next Gen, Bonar B120, Drums and Kegs).**

Triple rinsing the container before final disposal is the responsibility of the person disposing of the container. Cleaning before refilling is the responsibility of the refiller. To triple rinse the container before final disposal, empty the remaining contents from this container into application equipment or mix tank. Fill the container about 10 percent full with water. Agitate vigorously or recirculate water with the pump for 2 minutes. Rinse all interior surfaces. Pour or pump rinsate into application equipment or rinsate collection system. Repeat this rinsing procedure two more times.

### LIMITATION OF WARRANTY AND LIABILITY

Read the entire directions for use, conditions of warranties and limitations of liability before using this product. If terms are not acceptable, return the unopened product container at once.

By using this product, user or buyer accepts the following **CONDITIONS, DISCLAIMER OF WARRANTIES and LIMITATIONS OF LIABILITY.**

**CONDITIONS:** The directions for use of this product are believed to be adequate and must be followed carefully. However, it is impossible to eliminate all risks associated with the use of this product. Crop injury, ineffectiveness or other unintended consequences may result because of such factors as weather conditions, presence of other materials, or the manner of use or application, all of which are beyond the control of Makhteshim Agan of North America, Inc. All such risks shall be assumed by the user or buyer.

**DISCLAIMER OF WARRANTIES:** To the extent consistent with applicable law, Makhteshim Agan of North America, Inc. makes no other warranties, express or implied, of merchantability or of fitness for a particular purpose or otherwise, that extend beyond the statements made on this label. No agent of Makhteshim Agan of North America, Inc. is authorized to make any warranties beyond those contained herein or to modify the warranties contained herein. To the extent consistent with applicable law, Makhteshim Agan of North America, Inc. disclaims any liability whatsoever for special, incidental or consequential damages resulting from the use or handling of this product.

**LIMITATIONS OF LIABILITY:** To the extent consistent with applicable law, the exclusive remedy of the user or buyer for any and all losses, injuries or damages resulting from the use or handling of this product, whether in contract, warranty, tort, negligence, strict liability or otherwise, shall not exceed the purchase price paid or at Makhteshim Agan of North America, Inc.'s election, the replacement of product.

©2012 Makhteshim Agan of North America, Inc. 3120 Highwoods Blvd #100, Raleigh, NC 27604.

**Parazone 3SL is a Restricted Use Pesticide. Always read and follow label directions.**

Arrow, Parallel®, Parazone® and Torment™ are trademarks or registered trademarks of a Makhteshim Agan Group Company.

Butyrac® is a registered trademark of Albaugh, Inc.

Basagran®, Poast®, Poast Plus®, Prowl®, Pursuit®, Raptor® and Scepter® are registered trademarks of BASF.

Ignite®, Liberty® and LibertyLink® are registered trademarks of Bayer.

FirstRate®, Glyphomax® and Lorsban® are registered trademarks of Dow AgroSciences LLC.

Assure®, Classic®, Harmony®, STS™ and Synchrony® are trademarks or registered trademarks of E. I. duPont de Nemours and Company.

Aim® is a registered trademark of FMC Corporation.

Roundup PowerMAX®, Roundup® and Roundup Ready® are registered trademarks of Monsanto Technology LLC.

Fusilade®, Fusion®, Gramoxone® and Touchdown® are registered trademarks of a Syngenta Group Company.

Ultra Blazer® is a registered trademark of United Phosphorus, Inc.

Cobra®, Resource® and Select® are registered trademarks of Valent U.S.A. Corporation.

(EPA SAL01/17/13)(Notf 1/23/13)(AMEND 05/06/14)