

66222-244

7/16/2013

1/19



UNITED STATES ENVIRONMENTAL PROTECTION AGENCY  
WASHINGTON, D.C. 20460

OFFICE OF CHEMICAL SAFETY  
AND POLLUTION PREVENTION

Ms. Kristen B. Knox  
Product Registration Manager  
Makhteshim Agan of North America, Inc.  
3120 Highwoods Boulevard, Suite 100  
Raleigh, NC 27604

JUL 16 2013

Subject: Correcting Product Label – Removing Postemergence Use on Soybeans  
EPA Registration Number: 66222-244  
Product Name: MANA 14204; Alternate Brand Name: Vise  
Application Date: June 26, 2013  
Decision Number: 480711

Dear Ms. Knox:

The label amendment referred to above, submitted in connection with registration under the Federal Insecticide, Fungicide and Rodenticide Act (FIFRA), as amended is **acceptable**.

Please note that marketing claims made on the pesticide label must be substantiated by data maintained in your files. If data supporting marketing claims made on the product label is not available, then those claims must be removed.


Should you wish to add/retain a reference to the company's website on your label, then please be aware that the website becomes labeling under the Federal Insecticide Fungicide and Rodenticide Act and is subject to review by the Agency. If the website is false or misleading, the product would be misbranded and unlawful to sell or distribute under FIFRA section 12(a)(1)(E). 40 CFR 156.10(a)(5) list examples of statements EPA may consider false or misleading. In addition, regardless of whether a website is referenced on your product's label, claims made on the website may not substantially differ from those claims approved through the registration process. Therefore, should the Agency find or if it is brought to our attention that a website contains false or misleading statements or claims substantially differing from the EPA approved registration, the website will be referred to the EPA's Office of Enforcement and Compliance.

Products shipped after 18 months from the date on this notice or the next printing of the label whichever occurs first, must bear the new revised label. If these conditions are not complied with, the registration will be subject to cancellation in accordance with FIFRA. Your release for shipment of this product constitutes acceptance of these conditions. This label supersedes all previously accepted labels. You must submit one copy of the final printed label before the product is released for shipment. One copy of the label stamped is enclosed for your records. If you have any questions, please contact Michael Walsh by phone at (703) 308-2972 or via email at "walsh.michael@epa.gov".

SEE NEXT PAGE

Page 2 of 2  
Correcting Product Label – Removing Postemergence Use on Soybeans  
EPA Registration Number: 66222-244  
Product Name: MANA 14204  
Application Date: June 27, 2013  
Decision Number: 480711

Sincerely,



Kathryn V. Montague  
Product Manager (23)  
Herbicide Branch  
Registration Division (7505P)

Enclosure

GROUP	14	15	HERBICIDE
-------	----	----	-----------

# MANA 14204™

(Alternate Brand Name: Vise™)

Herbicide

For use in soybeans and cotton for control of certain grasses and broadleaf weeds

**ACTIVE INGREDIENT:**

Metolachlor\*  
Sodium Salt of Fomesafen\*\*

**OTHER INGREDIENTS**

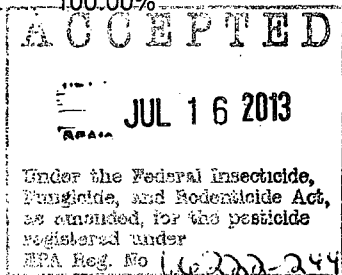
**TOTAL:**

<b>% BY WT.</b>
48.26%
10.30%
41.44%
100.00%

Contains 4.45 lb. of Metolachlor and 9.83%fomesafen or 0.95 lb. of fomesafen active ingredient per gallon.

\*CAS No. 51218-45-2

\*\*CAS No. 108731-70-0



**KEEP OUT OF REACH OF CHILDREN  
DANGER / PELIGRO**

Si usted no entiende la etiqueta, busque a alguien para que se la explique a usted en detalle. (If you do not understand the label, find someone to explain it to you in detail.)

Manufactured for:  
Makhteshim Agan of North America, Inc. (MANA)  
3120 Highwoods Blvd., Suite 100  
Raleigh, NC 27604

For PRODUCT USE information call 1-866-406-MANA (6262)

EPA Reg. No. 66222-244

EPA Est. No. \_\_\_\_\_

**NET CONTENTS: 2.5 GALLONS**

**FIRST AID**

<b>IF IN EYES:</b>	<ul style="list-style-type: none"> <li>• Hold eye open and rinse slowly and gently with water for 15 to 20 minutes.</li> <li>• Remove contact lenses, if present, after the first 5 minutes, then continue rinsing eye.</li> <li>• Call a poison control center or doctor for treatment advice.</li> </ul>
<b>IF SWALLOWED:</b>	<ul style="list-style-type: none"> <li>• Call a poison control center or doctor immediately for treatment advice.</li> <li>• Have person sip a glass of water if able to swallow</li> <li>• Do not induce vomiting unless told to do so by a poison control center or doctor.</li> <li>• Do not give anything to an unconscious person.</li> </ul>
<b>IF INHALED:</b>	<ul style="list-style-type: none"> <li>• Move person to fresh air.</li> <li>• If person is not breathing, call 911 or an ambulance, then give artificial respiration, preferably mouth-to-mouth if possible.</li> <li>• Call a poison control center or doctor for further treatment advice.</li> </ul>
<b>IF ON SKIN OR CLOTHING:</b>	<ul style="list-style-type: none"> <li>• Take off contaminated clothing.</li> <li>• Rinse skin immediately with plenty of water for 15-20 minutes.</li> <li>• Call a poison control center or doctor for treatment advice.</li> </ul>

Have the product container or label with you when calling a poison control center or doctor or going for treatment. You may also contact Prostar at 1-877-250-9291 for emergency medical treatment information. **NOTE TO PHYSICIAN:** Probable mucosal damage may contraindicate the use of gastric lavage.

**NOTE: It is illegal to sell, use or distribute MANA 14204™ within, or into, Nassau County or Suffolk County, New York.**

**PRECAUTIONARY STATEMENTS  
HAZARDS TO HUMANS AND DOMESTIC ANIMALS  
DANGER**

Corrosive. Causes irreversible eye damage. Harmful if swallowed. Do not get in eyes or on clothing. This product may cause skin sensitization reactions in some people. Wear appropriate protective eyewear such as goggles or face shield. Wash thoroughly with soap and water after handling and before eating, drinking, chewing gum, using tobacco or using the toilet. Remove and wash contaminated clothing before reuse.

**PERSONAL PROTECTIVE EQUIPMENT (PPE)**

Some materials that are chemical-resistant to this product are listed below. If you want more options, follow the instructions for Category A on an EPA chemical resistance category selection chart.

**Mixers, loaders, applicators and other handlers must wear:**

- Coveralls over short-sleeved shirt and short pants.
- Chemical-resistant gloves such as natural rubber, Selection Category A
- Chemical-resistant footwear plus socks.
- Protective eyewear (goggles or faceshield)
- Chemical-resistant apron when cleaning equipment, mixing, or loading

Discard clothing and other absorbent materials that have been drenched or heavily contaminated with this product's concentrate. Do not reuse them. Follow manufacturer's instructions for cleaning/ maintaining PPE. If no such instructions for washables exist, use detergent and hot water. Keep and wash PPE separately from other laundry.

Mixers and loaders supporting aerial applications are required to use closed systems. The closed system must be used in a manner that meets the requirements listed in the Worker Protection Standard (WPS) for agricultural pesticides [40 CFR 170.240(d)(4-6)]. When using the closed system, the mixers' and loaders' PPE requirements may be reduced or modified as specified in the WPS.

When handlers use closed systems, enclosed cabs, or aircraft in a manner that meets the requirements listed in the Worker Protection Standard (WPS) for agricultural pesticides [40 CFR 170.240(d) (4-6)], the handler PPE requirements may be reduced or modified as specified in the WPS.

**USER SAFETY RECOMMENDATIONS**

**Users should:**

- Wash thoroughly with soap and water after handling and before eating, drinking, chewing gum, using tobacco, or using the toilet.
- Remove clothing immediately if pesticide gets inside. Then wash thoroughly and put on clean clothing.
- Remove PPE immediately after handling this product. Wash the outside of gloves before removing. As soon as possible, wash thoroughly and change into clean clothing.
- Remove and wash contaminated clothing before reuse.

**ENVIRONMENTAL HAZARDS**

Do not apply directly to water, or to areas where surface water is present or to intertidal areas below the mean high water mark. Do not contaminate water when disposing of equipment wash waters or rinsate. Do not apply when weather conditions favor drift from target area.

**GROUND WATER ADVISORY**

Metolachlor is known to leach through soil into ground water under certain conditions as a result of label use. This chemical may leach into ground water if used in areas where soils are permeable, particularly where the water table is shallow.

Fomesafen is known to leach through soil into ground water under certain conditions as a result of label use. This chemical may leach into groundwater if used in areas where soils are permeable, particularly where the water table is shallow.

**SURFACE WATER ADVISORY**

Metolachlor has the potential to contaminate surface water through ground spray drift. Under some conditions, metolachlor may also have a high potential for runoff into surface water (primarily via dissolution in runoff water) for several months post-application. These include poorly draining or wet soils with readily visible slopes toward adjacent surface waters, frequently flooded areas, and areas overlaying extremely shallow ground water, areas with in-field canals or ditches that drain to surface water, areas not separated from adjacent surface waters with vegetated filter strips, and areas overlaying tile drainage systems that drain to surface water.

**DIRECTIONS FOR USE**

It is a violation of Federal law to use this product in a manner inconsistent with its labeling.

Do not apply this product in a way that will contact workers or other persons, either directly or through drift. Only protected handlers may be in the area during application. For any requirements specific to your State or Tribe, consult the agency responsible for pesticide regulation. For PRODUCT USE information call 1-866-406-MANA (6262).

**AGRICULTURAL USE REQUIREMENTS**

Use this product only in accordance with its labeling and with the Worker Protection Standard, 40 CFR Part 170. This Standard contains requirements for the protection of agricultural workers on farms, forests, nurseries, and greenhouses, and handlers of agricultural pesticides. It contains requirements for training, decontamination, notification, and emergency assistance. It also contains specific instructions and exceptions pertaining to the statements on this label about personal protective equipment (PPE), and restricted-entry interval. The requirements in this box only apply to uses of this product that are covered by the Worker Protection Standard.

**Do not enter or allow worker entry into treated areas during the restricted entry interval (REI) of 24 hours.**

Exception: If the product is soil-injected or soil-incorporated, the Worker Protection Standard, under certain circumstances, allows workers to enter the treated area if there will be no contact with anything that has been treated.

For early entry to treated areas that is permitted under the Worker Protection Standard and that involves contact with anything that has been treated, such as plants, soil, or water, wear:

- Coveralls over short-sleeve shirt and short pants
- Chemical-resistant gloves such as natural rubber, Selection Category A.
- Chemical-resistant footwear plus socks
- Protective eyewear (goggles or faceshield).

**IMPORTANT: FAILURE TO FOLLOW THE DIRECTIONS FOR USE AND PRECAUTIONS ON THIS LABEL MAY RESULT IN POOR WEED CONTROL, CROP INJURY, OR ILLEGAL RESIDUES. MANA 14204™ IS NOT FOR SALE, USE, OR DISTRIBUTION IN NEW YORK'S NASSAU OR SUFFOLK COUNTIES.**

**SPRAY DRIFT MANAGEMENT**

Avoiding spray drift at the application site is the responsibility of the applicator. The interaction of many equipment- and weather-related factors determines the potential for spray drift. The applicator and the grower are responsible for considering all these factors when making decisions.

The following drift management requirements must be followed to avoid off-target drift movement from aerial applications to agricultural field crops.

1. The distance of the outermost nozzles on the boom must not exceed 3/4 the length of the wingspan or rotor.
2. Nozzles must always point backward parallel with the air stream and never be pointed downward more than 45 degrees.

Where states have more stringent regulations, they should be observed.

The applicator should be familiar with and take into account the information covered in the **Spray Drift Reduction Advisory Information** section below.

**Spray Drift Reduction Advisory Information**

### Importance of Droplet Size

The most effective way to reduce drift potential is to apply large droplets (> 150 - 200 microns). The best drift management strategy is to apply the largest droplets that provide sufficient coverage and control. The presence of sensitive species nearby, the environmental conditions, and pest pressure may affect how an applicator balances drift control and coverage. Applying larger droplets reduces drift potential, but will not prevent drift if applications are made improperly or under unfavorable environmental conditions. (See **Wind, Temperature and Humidity**, and **Temperature Inversions** sections of this label).

### Controlling Droplet Size

- **Volume** - Use high flow rate nozzles to apply the highest practical spray volume. Nozzles with higher rated flows produce larger droplets.
- **Pressure** - Do not exceed the nozzle manufacturer's recommended pressures. For many nozzle types, lower pressure produces larger droplets. When higher flow rates are needed, use higher flow rate nozzles instead of increasing pressure.
- **Number of Nozzles** - Use the minimum number of nozzles with the highest flow rate that provide uniform coverage.
- **Nozzle Orientation** - Orienting nozzles so that the spray is emitted backwards, parallel to the airstream will produce larger droplets than other orientations and is the recommended practice. Significant deflection from horizontal will reduce droplet size and increase spray drift.
- **Nozzle Type** - Use a nozzle type that is designed for the intended application. With most nozzle types, narrower spray angles produce larger droplets. Consider using low-drift nozzles. Solid stream nozzles oriented straight back produce the largest droplets and the lowest drift.
- **Boom Length** - For some use patterns, reducing the effective boom length to less than  $\frac{3}{4}$  of the wingspan or rotor length may further reduce drift without reducing swath width.
- **Application Height** - Applications should not be made at a height greater than 10 ft. above the top of the largest plants, unless a greater height is required for aircraft safety. Making applications at the lowest height that is safe reduces exposure of droplets to evaporation and wind.

### Swath Adjustment

When applications are made with a crosswind, the swath will be displaced downward. Therefore, on the up and downwind edges of the field, the applicator must compensate for this displacement by adjusting the path of the aircraft upwind. Swath adjustment distance should increase with increasing drift potential (higher wind, smaller drops, etc.).

### Wind

Drift potential is lowest between wind speeds of 2-10 mph. However, many factors, including droplet size and equipment type, determine drift potential at any given speed. Application should be avoided below 2 mph due to variable wind direction and high inversion potential. **Note:** Local terrain can influence wind patterns. Every applicator should be familiar with local wind patterns and how they affect spray drift.

### Temperature and Humidity

When making applications in hot and dry conditions, set up the equipment to produce larger droplets to reduce effects of evaporation. Droplet evaporation is most severe when conditions are both hot and dry.

### Temperature Inversions

Drift potential is high during a temperature inversion. Temperature inversions restrict vertical air mixing, which causes small suspended droplets to remain close to the ground and move laterally in a concentrated cloud. This cloud can move in unpredictable directions due to the light variable winds common during inversions. Temperature inversions are characterized by increasing temperature with altitude and are common on nights with limited cloud cover and light to no wind. They begin to form as the sun sets and often continue into the morning. Their presence can be indicated by ground fog; however, if fog is not present, inversions can also be identified by the movement of smoke from a ground source or an aircraft smoke generator. Smoke that layers and moves laterally in a concentrated cloud (under low wind conditions) indicates an inversion, while smoke that moves upward and rapidly dissipates indicates good vertical air mixing.

### Sensitive Areas

MANA 14204™ should only be applied when the potential for drift to adjacent sensitive areas (e.g., residential areas, bodies of water, known habitat for threatened or endangered species, non-target crops) is minimal (e.g., when wind is blowing away from the sensitive areas).

Flagmen and loaders should avoid inhalation of spray mist and prolonged contact with skin.

**CHEMIGATION RESTRICTION**

Do not apply MANA 14204™ through any type of irrigation system.

**INTEGRATED PEST MANAGEMENT**

MANA 14204™ may be used as part of an Integrated Pest Management (IPM) program that can include biological, cultural, and genetic practices aimed at preventing economic pest damage. Application of this product should be based on IPM principles and practices including field scouting or other detection methods, correct target pest identification, population monitoring, and treating when target pest populations reach locally determined action thresholds. Consult your state cooperative extension service, professional consultants or other qualified authorities to determine appropriate action treatment threshold levels for treating specific pest/crop systems in your area.

**RESISTANCE**

When herbicides that affect the same biological site of action are used repeatedly over several years to control the same weed species in the same field, naturally-occurring resistant biotypes may survive a correctly applied herbicide treatment, propagate, and become dominant in that field. Adequate control of these resistant weed biotypes cannot be expected. If weed control is unsatisfactory, it may be necessary to retreat the problem area using a product affecting a different site of action.

To better manage herbicide resistance through delaying the proliferation and possible dominance of herbicide resistant weed biotypes, it may be necessary to change cultural practices within and between crop seasons such as using a combination of tillage, retreatment, tank-mix partners and/or sequential herbicide applications that have a different site of action. Weed escapes that are allowed to go to seed will promote the spread of resistant biotypes.

It is advisable to keep accurate records of pesticides applied to individual fields to help obtain information on the spread and dispersal of resistant biotypes. Consult your agricultural dealer, consultant, applicator, and/or appropriate state agricultural extension service representative for specific alternative cultural practices or herbicide recommendations available in your area.

**PRODUCT INFORMATION**

**Mode of Action:** MANA 14204™ is a selective herbicide for the control or partial control of certain grass, broadleaf and sedge weeds in cotton and soybeans. It may be applied as a preplant surface, preplant incorporated, or preemergence treatment. MANA 14204™ is a mixture of the active ingredients metolachlor and fomesafen. Metolachlor is a biosynthesis inhibitor (Group 15 mode of action) preventing cell division in emerging weeds. Fomesafen is a protoporphyrinogen oxidase inhibitor (Group 14 mode of action) leading to cellular membrane disruption and plant death.

**Activation:** MANA 14204™ must be activated by a small amount of soil moisture following application. In areas of low rainfall, a preemergence application to dry soil should be followed with light irrigation of 0.25 to 0.5 inch of water. As with many surface-applied herbicides, weed control and crop tolerance may vary with rainfall and/or soil texture. If rainfall or irrigation within 7 to 10 days does not occur, cultivate uniformly with shallow tilling equipment that will not damage the crop.

**Crop Uses:** MANA 14204™ is registered only for use on cotton and soybeans.

**Grazing Restrictions:** Do not graze livestock in areas treated with MANA 14204™ or harvest treated areas for forage or hay.

**Crop Rotation:** See the **Crop Rotation** section of this label for specific instructions on crop rotation. Crop injury may result if crop rotation guidelines are not followed.

**Replanting:** If replanting is necessary in fields previously treated with MANA 14204™, the field may be replanted to soybeans. During planting, a minimum of tillage is recommended. Do not apply a second application of MANA 14204™ or any product that contains s-metolachlor, fomesafen, or metolachlor as crop injury or illegal residues may occur in harvested soybeans.

**Application Rate Ranges:** Where a rate range is provided within a soil texture or organic matter classification, use a lower rate on soils that are relatively coarse-textured and/or low in organic matter. Use a higher rate on soils that are relatively fine-textured and/or high in organic matter.

**To prevent off-site movement due to runoff or wind erosion:**

- Avoid treating powdery dry or light sand soils when conditions are favorable for wind erosion. Under these conditions, the soil surface should first be settled by rainfall or irrigation.
- Do not apply to impervious substrates, such as paved or highly compacted surfaces.
- Do not use tailwater from the first flood or furrow irrigation of treated fields to treat non-target crops, unless at least 1/2 inch of rainfall has occurred between application and the first irrigation.

**MIXING INSTRUCTIONS AND EQUIPMENT CLEANUP**

**Mixing and Loading:** Use care when mixing or loading MANA 14204™ to prevent back-siphoning into wells, spills, or improper disposal of excess pesticide, spray mixtures, or rinsates. Check-valves or antisiphoning devices must be used on all mixing and/or irrigation equipment.

MANA 14204™ may not be mixed or loaded within 50 ft. of perennial or intermittent streams and rivers, natural or impounded lakes and reservoirs. MANA 14204™ may not be mixed/loaded or used within 50 ft. of all wells, including abandoned wells, drainage wells, and sink holes. Operations that involve mixing, loading, rinsing, or washing of MANA 14204™ into or from pesticide handling or application equipment or containers within 50 ft. of any well are prohibited, unless conducted on an impervious pad constructed to withstand the weight of the heaviest load that may be positioned on or moved across the pad. Such a pad shall be designed and maintained to contain any product spills or equipment leaks, container or equipment rinse or wash water, and rain water that may fall on the pad. Surface water shall not be allowed to either flow over or from the pad, which means the pad must be self-contained. The pad shall be sloped to facilitate material removal. An unroofed pad shall be of sufficient capacity to contain at a minimum 110% of the capacity of the largest pesticide container or application equipment on the pad. A pad that is covered by a roof of sufficient size to completely exclude precipitation from contact with the pad shall have a minimum containment capacity of 100% of the capacity of the largest pesticide container or application equipment on the pad. Containment capacities as described above shall be maintained at all times. The above-specified minimum containment capacities do not apply to vehicles when delivering pesticide shipments to the mixing/loading site.

**Mixing MANA 14204™ in Water or In Liquid Fertilizers:** When mixing MANA 14204™ alone, add 1/3 of the required amount of water or fluid fertilizer to the spray or mixing tank. With the agitator running, add MANA 14204™ into the spray tank. Continue agitation while adding the remainder of the water or fluid fertilizer. Begin application of the spray solution after MANA 14204™ has completely dispersed in the water or fluid fertilizer. Maintain agitation until all of the mixture has been applied.

When mixing MANA 14204™ with tank mixtures, add 1/3 of the required amount of water or fluid fertilizer to the mix tank. Start the agitator running before adding any tank mix partners. In general, tank mix partners should be added in this order: products packaged in water-soluble packaging, wettable powders, wettable granules (dry flowables), liquid flowables, liquids such as MANA 14204™, and emulsifiable concentrates. Always allow each tank mix partner to become fully dispersed before adding the next product. Provide sufficient agitation while adding the remainder of the water. Maintain agitation until all of the mixture has been applied.

**Important:** When using MANA 14204™ in tank mixtures, all products in water-soluble packaging should be added to the tank and mixed with plain water before any other tank mix partner, including MANA 14204™. Allow the water-soluble packaging to completely dissolve and the product(s) to completely disperse before adding any other tank mix partner to the tank. Water-soluble packets will not properly dissolve in most spray solutions that contain fluid fertilizers.

If using MANA 14204™ in a tank mixture, observe all directions for use, crop/sites, use rates, dilution ratios, precautions, and limitations that appear on the tank mix product label. No label dosage rate should be exceeded, and the most restrictive label precautions and limitations should be followed.

MANA 14204™ is compatible with most common tank mix partners. However, the physical compatibility of MANA 14204™ with tank mix partners should be tested before use. To determine the physical compatibility of MANA 14204™ with other products, use a jar test, as described below.

**Compatibility Test**

To ensure compatibility of MANA 14204™ with other pesticides, perform a jar test before tank mixing. The following test assumes a spray volume of 25 gallons per acre. For other spray volumes, make appropriate changes in the ingredients.



**Note:** Nitrogen solutions or complete fluid fertilizers may replace all or part of the water in the spray for preplant surface, preplant incorporated, or preemergence applications only. Because liquid fertilizers vary, even within the same analysis, **always check compatibility with pesticide(s) before use.** Incompatibility of tank mixtures is more common with suspensions of fertilizer and pesticides.

#### **Test Procedure**

1. Add 1.0 pint of carrier (fertilizer or water) to each of 2 one quart jars with tight lids. **Note:** Use the same source of water that will be used for the tank mix and conduct the test at the temperature the tank mix will be applied.
2. To one of the jars, add 1/4 teaspoon or 1.2 milliliters of a compatibility agent approved for this use, such as Compex® or Unite® (1/4 teaspoon is equivalent to 2.0 pints per 100 gallons spray). Shake or stir gently to mix.
3. To both jars, add the appropriate amount of pesticide(s) in their relative proportions based on recommended label rates. If more than one pesticide is used, add them separately with dry pesticides first, flowables next, and emulsifiable concentrates last. After each addition, shake or stir gently to thoroughly mix.
4. After adding all ingredients, put lids on and tighten, and invert each jar ten times to mix. Let the mixtures stand 15 to 30 minutes and then look for separation, large flakes, precipitates, gels, heavy oily film on the jar, or other signs of incompatibility. Determine if the compatibility agent is needed in the spray mixture by comparing the two jars. If either mixture separates, but can be remixed readily, the mixture can be sprayed as long as good agitation is used. If the mixtures are incompatible, test the following methods of improving compatibility: (a) Slurry the dry pesticide(s) in water before addition, or (b) add 1/2 the compatibility agent to the fertilizer or water and the other 1/2 to the emulsifiable concentrate or flowable pesticide before addition to the mixture. If incompatibility is still observed, do not use the mixture.
5. After compatibility testing is complete, dispose of any pesticide wastes in accordance with the **Storage and Disposal** section of this label.

**Equipment Cleanup:** Before application of MANA 14204™, the spray equipment must be cleaned. Follow the cleanup procedures specified on the labels of the previously applied products. If no clean-up directions are provided, follow the steps provided below for cleaning up after spraying MANA 14204™.

After application of MANA 14204™ equipment cleanup is very important. Because some crops, other than soybeans, are sensitive to low rates of MANA 14204™, special attention must be given to cleaning equipment before spraying a crop other than those registered for use and on this label. Mix only as much spray solution as needed. Immediately after spraying, clean equipment thoroughly using the following procedure:

1. Flush tank, hoses, boom, and nozzles with clean water.
2. Prepare a cleaning solution of one gallon of household ammonia per 50 gallons of water. Many commercial spray tank cleaners may be used as well. Consult your MANA representative for a partial listing of approved tank cleaners and more information about proper tank cleaning procedures. Do not use chlorine-based cleaners such as Clorox®.
3. When available, use a pressure washer to clean the inside of the spray tank with this solution. Take care to wash all parts of the tank, including the inside top surface. Completely fill the sprayer with the cleaning solution to ensure contact of the cleaning solution with all internal surfaces of the tank and plumbing. Start agitation in the sprayer and thoroughly re-circulate the cleaning solution for **at least 15 minutes**. All visible deposits must be removed from the spraying system.
4. Flush hoses, spray lines, and nozzles for at least one minute with the cleaning solution.
5. Do not apply directly to water, to areas where surface water is present, or to intertidal areas below the mean water mark. Do not contaminate water when disposing of equipment wash water or rinsate. Do not apply when weather conditions favor drift from target area.
6. Repeat steps 2-5.
7. Remove nozzles, screens, diaphragm check valves and strainers and clean separately in the ammonia cleaning solution after completing the above procedures.
8. Rinse the complete spraying system with clean water.

#### **APPLICATION INSTRUCTIONS**

MANA 14204™ may be applied by ground and aerial equipment. As discussed below, use a minimum of 10 gallons per acre of spray mixture for ground application and 5 gallons per acre for aerial application. Prepare no more spray

mixture than is needed for the immediate operation. Clean spray equipment is very important so be sure to thoroughly clean before mixing MANA 14204™. Vigorous agitation is necessary to maintain uniformity of the spray mixture. Maintain maximum agitation throughout the spraying operation. Do not allow spray mixture to stand overnight in the spray tank. Flush the spray equipment thoroughly following each use and apply the rinsate to a previously treated area.

**Ground Application:** Apply MANA 14204™ alone or in tank mixtures by ground equipment in a minimum of 10 gallons spray mixture per acre, unless otherwise specified. Use sprayers that provide accurate and uniform application. Sprayers should be calibrated often. If MANA 14204™ is applied in combination with wettable powder or dry flowable formulations, screens and strainers with a minimum 50-mesh size should be used.

If MANA 14204™ is applied in a band, calculate the amount of herbicide needed for band treatment by the formula below:

$$\frac{\text{Band width in inches}}{\text{Row width in inches}} \times \frac{\text{broadcast rate}}{\text{per acre}} = \frac{\text{amount needed}}{\text{per acre of field}}$$

**Aerial Application:** Apply MANA 14204™ in water using a minimum of 5 gallons per acre. Avoid application under conditions where uniform coverage cannot be obtained or where excessive spray drift may occur. Make applications at a maximum height of 10 feet above the soybeans with low drift nozzles at a maximum pressure of 40 psi. Avoid application to humans or animals. Flagmen and loaders should avoid inhalation of spray mist and prolonged contact with skin.

**Table 1. WEEDS CONTROLLED OR PARTIALLY CONTROLLED - ALL USES OF MANA 14204™**

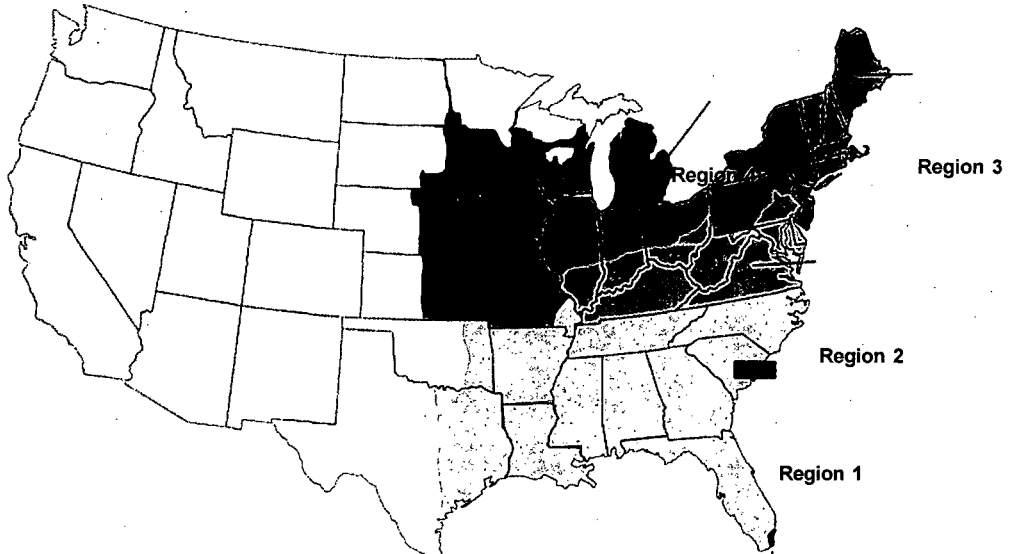
MANA 14204™ provides control (C) or partial control (PC)<sup>1</sup> of the following weeds when used according to label directions:

<b>ANNUAL GRASSES</b>	<b>BROADLEAVES</b>
Barnyardgrass (C)	Carpetweed (C)
Crabgrass spp. (C)	Cocklebur, common (PC)
Crowfootgrass (C)	Ecliptia (C)
Cupgrass, prairie (C)	Galinsoga spp. (C)
Cupgrass, southwestern (C)	Horseweed/marestail (PC)
Foxtail spp. (C)	Jimsonweed (PC)
Goosegrass (C)	Lambsquarters, common (C)
Johnsongrass, seedling (PC)	Morningglory spp. (PC)
Junglerice (C)	Nightshade, eastern black (C)
Panicum, fall (C)	Nightshade, hairy (PC)
Panicum, Texas (PC)	Pennycress, field (C)
Red rice (PC)	Pepperweed, Virginia (C)
Signalgrass, broadleaf (C)	Pigweed spp. (C)
Sandbur spp. (PC)	Poinsettia, wild (C)
Shattercane (PC)	Purslane, common (C)
Witchgrass (C)	Pusley, Florida (C)
	Ragweed, common (C)
	Ragweed, giant (PC)
	Redweed (C)
	Sida, prickly/teaweed (PC)
	Smartweed, ladythumb (C)
	Smartweed, Pennsylvania (C)
	Spurge, spotted (C)
	Starbur, bristly (C)
	Sunflower, common (PC)
	Velvetleaf (PC)
	Waterhemp spp. (C)
	<b>SEDGES</b>

Nutsedge, yellow (PC)

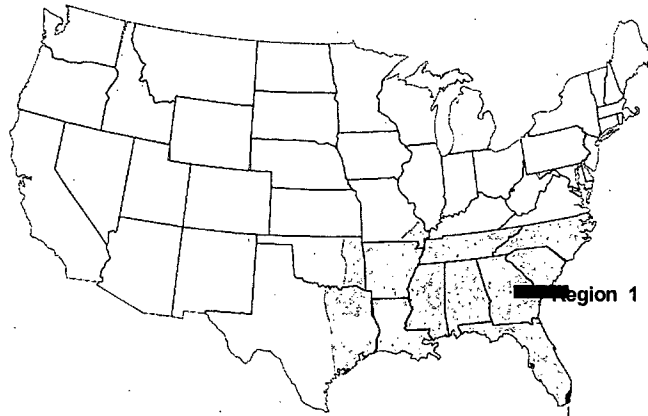
- 1. **Partial control:** a visual reduction of weed population as well as a significant loss of vigor; significant activity, but not always commercial weed control.

**MANA 14204™ REGIONAL USE MAP**



**Not for use in Miami-Dade County, FL**

**REGION 1**  
**(Maximum Rate 3 pints per acre**  
**per year)**



Not For Use in  
Miami-Dade County, FL

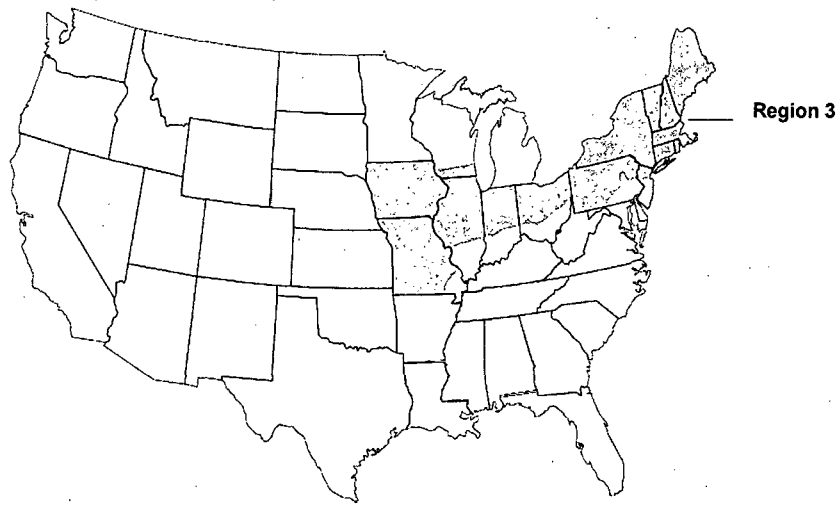
**REGION 1** - Includes the following states or portion of states where MANA 14204™ may be applied: Alabama, Arkansas, Florida (except Miami-Dade County), Georgia, Louisiana, Mississippi, Missouri (counties of Bollinger, Butler, Cape Girardeau, Dunklin, Madison, Mississippi, New Madrid, Pemiscot, Perry, Ripley, Scott, Stoddard and Wayne), North Carolina, Oklahoma (East of U.S. Highway 75 and East of Indian Nation Parkway), South Carolina, Tennessee, and Texas (includes area east of U. S. Highway 77 to State Road 239 including all of Calhoun County).

**REGION 2**  
(Maximum Rate 3 pints per acre,  
alternate years)



**REGION 2** - Includes the following states or portion of states where MANA 14204™ may be applied: Delaware, Kentucky, Maryland, Virginia, West Virginia, South of Interstate 70 in the following states: Illinois, Indiana and Ohio and all areas South of Interstate 80 to the intersection of U.S. Highway 15 and East of U.S. Highway 522 in Pennsylvania.

**REGION 3**  
(Maximum Rate 2.5 pints per acre, alternate years)



**REGION 3** - Includes the following states or portion of states where MANA 14204™ may be applied: Connecticut, Iowa, Maine, Massachusetts, Missouri (all counties except for those listed in Region 1), New Hampshire, New Jersey, New York, Pennsylvania (all areas except those listed in Region 2), Rhode Island, Vermont and Wisconsin (South of U.S. Highway 18 between Prairie Du Chien and Madison, and South of Interstate 94 between Madison and Milwaukee), and North of Interstate 70 in following states: Indiana, Illinois and Ohio.

**REGION 4**  
**(Maximum Rate 2 pints per acre,**  
**alternate years)**



**REGION 4** - Includes the following states or portion of states where MANA 14204™ may be applied: Kansas (all counties east of or intersected by U.S. Highway 281), Michigan (Southern Peninsula), Minnesota (all areas South of Interstate 94), Nebraska (all counties east of or intersected by U.S. Highway 281), and Wisconsin (all areas, except those in Region 3, South of Interstate 94 from Minnesota state line to Eau Claire and South of U.S. Highway 29 from Eau Claire to Green Bay plus Door and Kewaunee counties. The following counties are excluded: Clark, Marathon, Wood, Portage, Adams, Shawano, Waupaca, Waushara and Marquette). North Dakota (all areas East of Interstate 29 from Fargo south to the South Dakota state line). South Dakota (all areas East of Interstate 29 from the North Dakota state line to Watertown, all areas east of Highway 81 from Watertown to Madison and all areas East and South of State Road 34 and U.S. Highway 281 to the Nebraska state line).

**PRECAUTIONS AND RESTRICTIONS**

1. A maximum of 3 pints of MANA 14204™ (or a maximum of 0.375 lb ai/A of fomesafen from any product containing fomesafen: Flexstar®, MANA 14204™, or Reflex®) may be applied per acre per year in Region 1 (See Region 1 Use Map).
2. A maximum of 3 pints of MANA 14204™ (or a maximum of 0.375 lb ai/A of fomesafen from any product containing fomesafen: Flexstar®, MANA 14204, or Reflex®) may be applied per acre in ALTERNATE years in Region 2 (See Region 2 Use Map).
3. A maximum of 2.5 pints of MANA 14204™ (or a maximum of 0.313 lb ai/A of fomesafen from any product containing fomesafen: Flexstar®, MANA 14204, or Reflex®) may be applied per acre in ALTERNATE years in Region 3 (See Region 3 Use Map).
4. A maximum of 2 pints of MANA 14204™ (or a maximum of 0.25 lb ai/A of fomesafen from any product containing fomesafen: Flexstar®, MANA 14204, or Reflex®) may be applied per acre in ALTERNATE years in Region 4 (See Region 4 Use Map).
5. Avoid overlapping spray swaths, as injury may occur to rotational crops.
6. Do not graze treated areas or harvest for forage or hay.
7. Do not exceed 2.48 lb ai/A/crop of Metolachlor (0.557 gallon/A MANA 14204™).
8. Do not exceed 2.48 lb ai/A per year of Metolachlor from applications of MANA 14204™ or any other metolachlor-containing product.

**COTTON**

**Post-Directed Application:** MANA 14204™ may be applied to emerged cotton as a post-directed treatment to control or partially control certain emerged broadleaf weeds such as hemp sesbania, waterhemp, pigweed species and moringglory species (See **Table 1** for a complete list of weeds). Apply MANA 14204™ at 2 to 2.33 pints per acre to weeds having 2 to 4 true leaves using calibrated post-directed, hooded or shielded application equipment. Apply in a minimum of 10 gallons spray solution in order to obtain complete coverage of emerged weeds. Apply MANA 14204™ to emerged weeds with a NIS at 0.25 to 0.5% v/v or COC at 1% v/v to if applied alone, or in a tank mix combination with other products that do not contain an adjuvant. Do not mix liquid nitrogen (28% or similar) to MANA 14204™, or to MANA 14204™ tank mixes in cotton or injury will occur. MANA 14204™ needs moisture activation to be effective so rainfall or irrigation is needed within 7 to 10 days after application to assure best performance.

**Note:** Cotton foliage is not tolerant to MANA 14204™ applications. Avoid contact to cotton foliage and stems that are not fully barked as unacceptable injury will occur. Application equipment should be calibrated (spray pressure, nozzle type and configuration, and orifice size) to avoid fine spray droplets contacting green cotton stems and foliage.

**Tank-Mixtures for Post-Directed Application:** MANA 14204™ may be applied in combination with other post-directed herbicides labeled for use on cotton to increase the spectrum of weeds controlled. Products such as Caparol, DSMA, Direx, Envoke®, Karmex, Layby™ Pro, MSMA, Suprend® or glyphosate (such as Touchdown or Roundup brands for use in glyphosate-tolerant cotton only) tank mixed with MANA 14204™ may increase the species of weeds controlled. Refer to the tank-mix partner label for precautionary statements, restrictions, rates and a list of weeds controlled.

**Post-Directed Application Timing in Cotton:** As a post-directed application, MANA 14204™ may be applied to cotton at least 6 inches in height through layby. Unacceptable injury will occur if care is not taken to avoid MANA 14204™ spray contact with any green non-barked parts of the cotton stem or foliage. Application timing suggestions for post-directed sprays in cotton are provided below.

#### **Shielded and Hooded Applications**

To avoid injury, make a precision post-directed MANA 14204™ application to the base of the cotton plant avoiding contact with the cotton stem or foliage. Use only hooded or shielded spray equipment to apply MANA 14204™ in cotton that is at least to 6 inches in height. Adjust nozzles to provide full coverage of emerged target weeds.

#### **Layby Applications**

Make a post-directed application of MANA 14204™ to the base of the cotton plant avoiding contact with any non-barked portion of the cotton plant or foliage. Use precision post-directed equipment or hooded or shielded sprayers on cotton plants that have developed a minimum of 4 inches of brown bark through layby. Application equipment should be configured to provide full coverage of emerged target weeds.

#### **MANA 14204™ Specific Restrictions for Cotton:**

1. Do not apply MANA 14204™ later than 80 days before harvest.
2. Do not apply more than 2.33 pints per acre of MANA 14204™ in any year. Adhere to the maximum rate that may be applied in each geographic region (See the MANA 14204™ Regional Use Maps).
3. Do not graze or feed forage or fodder from cotton to livestock.

## **SOYBEANS**

### **ALL TILLAGE SYSTEMS**

**Foundation Treatment for Planned Two-pass Weed Control Programs:** MANA 14204™ at 2 pints per acre may be applied in conventional and glyphosate-tolerant soybeans as a preemergence application on all soils to reduce competition from weeds for a period of up to 5 weeks when followed by a planned postemergence herbicide application (See **Table 1** for a complete list of weeds). Be sure to consult the postemergence herbicide label for weeds controlled, optimum weed size, application rate, additional use directions, precautions, and limitation before use.

**Preplant Surface Applied:** MANA 14204™ may be applied at 2 pints per acre prior to soybean planting only in minimum-tillage or no-tillage systems. If weeds are present at the time of treatment, apply MANA 14204™ in a tank mixture with a burndown herbicide (such as Parazone, Gramoxone Inteon®, or glyphosate brands). Weed control may be lessened if treated soil is moved out of the row or if untreated soil is moved to the surface during planting. Follow with a postemergence herbicide applied at the labeled rate and within the specific growth stage for soybeans and weed spectrum. Recommended postemergence treatments include any product or combination of products labeled to control the specific weeds remaining in the field, including glyphosate (such as Roundup®) brands (for use on glyphosate-tolerant soybeans only).

**Preplant Incorporated:** Apply MANA 14204™ at 2 pints per acre in conventional tillage systems where incorporation into the top 2 inches of soil occurs within 7 days after application using an implement capable of providing uniform 2-inch incorporation. Follow with a postemergence herbicide applied at the labeled rate and within the specific growth stage for soybeans and weed spectrum. Recommended postemergence treatments include any product or combination of products labeled to control the specific weeds remaining in the field, including glyphosate (for example, Roundup) brands (for use on glyphosate-tolerant soybeans only).

**Preemergence:** Apply MANA 14204™ at 2 pints per acre during planting (behind the planter), or after planting, but before weeds or soybeans emerge in conventional, conservation, or no-till systems. If weeds are present at the time of treatment, apply MANA 14204™ in a tank mixture with a burndown herbicide (such as Parazone, Gramoxone Inteon® or glyphosate brands). Follow with a postemergence herbicide applied at the labeled rate and within the specific growth stage for soybeans and weed spectrum. Recommended postemergence treatments include any product or combination of products labeled to control the specific weeds remaining in the field, including glyphosate (such as, Roundup) brands (for use on glyphosate-tolerant soybeans only).

**Replanting:** If replanting is necessary in fields previously treated with MANA 14204™, the field may be replanted to soybeans. During planting, a minimum of tillage is recommended. Do not apply a second application of MANA 14204™ or any product that contains s-metolachlor, fomesafen, or metolachlor as crop injury or illegal residues may occur in harvested soybeans.

**CONVENTIONAL TILLAGE SYSTEMS**

MANA 14204™ may be applied in conventional tillage systems either preplant incorporated or preemergence for control or partial control of the weeds (See Table 1 for a complete list of weeds). Apply MANA 14204™ at the rates shown below alone, in tank mixture, or followed sequentially with postemergence herbicides to broaden the weed control spectrum or control newly emerged weeds.

**Preplant Incorporated:** Apply MANA 14204™ into the top 2 inches of soil with 7 days after application and before planting using a suitable implement capable of providing uniform soil incorporation. Use this method of application especially if furrow irrigation is used or when a period of dry weather is expected after application of MANA 14204™.

**Preemergence Application:** Before weeds or soybeans emerge, apply MANA 14204™ during planting (behind the planter), or after planting. Reduced effectiveness will result if dry weather follows the preemergence application of MANA 14204™. If weeds develop, shallow cultivation that will not damage the soybeans should be used to remove the weeds.

**Table 2. Use Rates for MANA 14204™ in Conventional Tillage Systems (Broadcast Rates)**

Soil Texture	Regions	Pints/A	
		0.5 to 3% Organic Matter	Over 3% Organic Matter
COARSE (Sand, loamy sand, sandy loam)	1, 2	2	2-2.25
	3	2	2-2.25
	4	2	2
MEDIUM (Loam, silt loam, silt)	1, 2	2.25-2.5	2.5-2.75
	3	2-2.25	2.25-2.5
	4	2	2



FINE (Sandy clay loam, sandy clay, silty clay, silty clay loam, clay, clay loam)	1, 2 3 4	2.75-3 2.5 <sup>1</sup> 2 <sup>1</sup>	2.75-3 2.5 <sup>1</sup> 2 <sup>1</sup>
--	----------------	--	--

1. If weeds emerge before full canopy closure, apply an appropriate postemergence product.

**REDUCED TILLAGE AND NO-TILL SYSTEMS - PREPLANT**

**Surface and Preemergence Application:** Apply MANA 14204™ in reduced-till and no-till systems up to 15 days before planting or preemergence, but before soybean emergence. For control or partial control of the weeds listed in Table 1, use the high end of the rate range for applications of MANA 14204™ made 15 days before planting (see table below for MANA 14204™ rates). If weeds are present at time of application, burndown herbicides may be tank mixed with MANA 14204™ (see Burndown Weed Control section). MANA 14204™ may be followed sequentially with postemergence herbicides to broaden the weed control spectrum or control newly emerged weeds.

**Table 3. Use Rates for MANA 14204™ in Reduced-Till and No-Till Systems (Broadcast Rates)**

Soil Texture	Regions	Pints/A <sup>1</sup>
<b>COARSE</b> (Sand, loamy sand, sandy loam)	1, 2	2-2.5
	3	2-2.25
	4	2 <sup>2</sup>
<b>MEDIUM</b> (Loam, silt loam, silt, sandy clay, sandy clay loam)	1, 2	2.5-2.75
	3	2.25-2.5
	4	2 <sup>2</sup>
<b>FINE</b> (Sandy clay loam, sandy clay, silty clay, silty clay loam, clay, clay loam)	1, 2	2.75-3
	3	2.5 <sup>2</sup>
	4	2 <sup>2</sup>

1. Use the lower rate range for low residue level or soils with less than 3% organic matter. Use the higher rate range for high residue level or soils with greater than 3% organic matter.
2. If weeds emerge before full canopy closure, apply an appropriate postemergence product.

**BURNDOWN WEED CONTROL**

MANA 14204™ can be used as part of a burndown herbicide program for control of existing vegetation prior to soybean planting and/or emergence in conservation tillage (reduced-tillage/no-till) systems. MANA 14204™ may be tank mixed with Arrow® 2EC, Canopy®, Canopy® EX, Defy® LV-4, Defy® LV-6, I, Express® with Total Sol®, glyphosate brands (such as Roundup), Fusilade® DX, Fusion®, Parazone® 3SL, Poast Plus® or SHARPEN® Powered by KIXOR® for control of emerged weeds prior to soybean planting or crop emergence. Refer to the tank mix product labels for specific rates, use directions, precautions, and limitations.

**HERBICIDES THAT MAY BE APPLIED POSTEMERGENCE FOLLOWING MANA 14204™**

MANA 14204™ is not approved for postemergence use. To provide additional control of certain weeds, MANA 14204™ can be applied alone or in tank mixture and then followed by an application of a postemergence herbicide. Postemergence herbicides that may be applied include: Aim®, Arrow® 2EC, Assure® II, Basagran®, Classic®, Cobra®, Extreme®<sup>1</sup>, FirstRate®, Fusilade DX, Fusion, Harmony® GT XP, Liberty® 280SL<sup>2</sup>, Poast®, Poast Plus®, Pursuit®, Raptor®, Resource®, Roundup Brands<sup>1</sup>, Scepter®, Select, Synchrony® STS®, Synchrony® XP and Ultra Blazer.

1. Use on glyphosate-tolerant soybeans only.
2. Use on LibertyLink® soybean only.

**CROP ROTATION**

Do not rotate to any food or feed crops following application of MANA 14204™ other than those listed below in Table 4 or injury could result.

**Table 4. Time Interval Between Treatment With MANA 14204™ And Planting Rotation Crops<sup>1</sup>**

Crop	Months
------	--------

Dry bean, Snap bean, Soybean	0
Cotton	1
Barley, Oat, Rye, Wheat	4.5
Corn <sup>2,3</sup> , Peanut, Pea, Rice	10
Alfalfa, sugar beet, sunflower, sorghum <sup>4</sup> or any other crops	18

1. Cover crops for soil building or erosion control may be planted any time, but do not graze or harvest for food or feed. Do not graze rotated small grain crops or harvest forage or straw for livestock.
2. Use a 12 month minimum rotation interval for popcorn in the states of OH, KY, IL, IN, IA and Region 4 when applied at 2.0 pints per acre or greater
3. Use 18 month minimum rotation interval for sweet corn in the states of CT, ME, MA, NH, NY, RI and VT.
4. Sorghum may be planted back after 10 months in Region 1 only.

**STORAGE AND DISPOSAL**

Do not contaminate water, foodstuffs, feed, or seed by storage or disposal.

**PESTICIDE STORAGE:** Store product in original container only.

**PESTICIDE DISPOSAL:** Wastes resulting from the use of this product may be disposed of on site or at an approved waste disposal facility.

**CONTAINER DISPOSAL: Nonrefillable Container (5 gallons or less):** Nonrefillable container. Do not reuse or refill this container. Offer for recycling, if available. Clean container promptly after emptying. Triple rinse as follows: Empty the remaining contents into application equipment or a mix tank and drain for 10 seconds after the flow begins to drip. Fill the container ¼ full with water and recap. Shake for 10 seconds. Pour rinsate into application equipment or a mix tank or store rinsate for later use or disposal. Drain for 10 seconds after the flow begins to drip. Repeat this procedure two more times. If recycling is not available, puncture or dispose of in a sanitary landfill or incineration or if allowed by state and local authorities, by burning. If burned stay out of smoke.

**Nonrefillable Container (greater than five gallons):** Nonrefillable container. Do not reuse or refill this container. Offer for recycling, if available. Clean container promptly after emptying. Triple rinse as follows: Empty the remaining contents into application equipment or a mix tank. Fill the container ¼ full with water and recap. Shake for 10 seconds. Pour rinsate into application equipment or a mix tank or store rinsate for later use or disposal. Drain for 10 seconds after the flow begins to drip. Repeat this procedure two more times. Then offer for recycling or reconditioning, or puncture and dispose of in a sanitary landfill, or incineration, or, if allowed by State and local authorities, by burning. If burned, stay out of smoke.

**Refillable Container (greater than 55 gallons):** Refill this container with MANA 14204 (containing the active ingredients metolachlor and fomesafen) only. Do not reuse this container for any other purpose. Cleaning the container before final disposal is the responsibility of the person disposing of the container. Cleaning before refilling is the responsibility of the refiller. To clean the container before final disposal, empty the remaining contents from this container into application equipment or mix tank. Fill the container about 10 percent full with water. Agitate vigorously or recirculate water with the pump for 2 minutes. Pour or pump rinsate into application equipment or rinsate collection system. Repeat this rinsing procedure two more times. For final disposal, offer for recycling if available or reconditioning if appropriate or puncture and dispose of in a sanitary landfill or by other procedures approved by state and local authorities.

**SPILL, FIRE, LEAK or OTHER CHEMICAL EMERGENCY:** In case of spill or leak on floor or paved surfaces, soak up with sand earth, or synthetic absorbent. Remove to chemical waste area.

**LIMITATION OF WARRANTY AND LIABILITY**

Read the entire directions for use, conditions of warranties and limitations of liability before using this product. If terms are not acceptable, return the unopened product container at once.

By using this product, user or buyer accepts the following **CONDITIONS, DISCLAIMER OF WARRANTIES and LIMITATIONS OF LIABILITY.**

**CONDITIONS:** The directions for use of this product are believed to be adequate and must be followed carefully. However, it is impossible to eliminate all risks associated with the use of this product. Crop injury, ineffectiveness or other unintended consequences may result because of such factors as weather conditions, presence of other materials, or the manner of use or application, all of which are beyond the control of Makhteshim Agan of North America, Inc. All such risks shall be assumed by the user or buyer.

**DISCLAIMER OF WARRANTIES:** To the extent consistent with applicable law, Makhteshim Agan of North America, Inc. makes no other warranties, express or implied, of merchantability or of fitness for a particular purpose or otherwise, that extend beyond the statements made on this label. No agent of Makhteshim Agan of North America, Inc. is authorized to make any warranties beyond those contained herein or to modify the warranties contained herein. To the extent consistent with applicable law, Makhteshim Agan of North America, Inc. disclaims any liability whatsoever for special, incidental or consequential damages resulting from the use or handling of this product.

**LIMITATIONS OF LIABILITY:** To the extent consistent with applicable law, the exclusive remedy of the user or buyer for any and all losses, injuries or damages resulting from the use or handling of this product, whether in contract, warranty, tort, negligence, strict liability or otherwise, shall not exceed the purchase price paid or at

Makhteshim Agan of North America, Inc.'s election, the replacement of product.

Fusilade DX®, Fusion®, Gramoxone Inteon®, Karate® Insecticide with Zeon Technology, Prefix®, Touchdown® are Trademarks of a Syngenta Company

Aim® trademark of FMC Corporation

Arrow®, Defy®, Parazone® 3SL trademark of MANA

Assure II® trademark of Nissan Chemical Industries, Ltd.

Basagran®, Blazer®, Extreme®, Kixor® Poast®, Poast Plus®, Pursuit®, Raptor®, Scepter® and Sharpen® trademarks of BASF Ag Products

Canopy®, Canopy® EX, Classic®, Harmony® GT, Synchrony®, Synchrony® XP and Viton® trademarks of E. I. duPont de Nemours and Co.

Clorox® trademark of The Clorox Company.

Cobra®, Resource®, and Select® trademarks of Valent USA Corporation

Compex® trademark of KALO, Inc.

FirstRate® and Glyphomax® trademarks of Dow AgroSciences

Ignite® and LibertyLink® trademarks of Bayer CropScience

Roundup® trademark of Monsanto Company

Unite® trademark of United Agri Products

©2012 MANA

066222-00244.20130626.MANA14204postemergenceA.pdf

(SAL 12-21-12)(N01-23-13)(A06-26-13)