


66222-183

04108/2009

1/15

 <p style="text-align: center;">U.S. ENVIRONMENTAL PROTECTION AGENCY Office of Pesticide Programs Registration Division (7505P) Ariel Rios Building 1200 Pennsylvania Ave., NW Washington, D.C. 20460</p> <p style="text-align: center;">NOTICE OF PESTICIDE: <u> x </u> Registration <u> </u> Reregistration (under FIFRA, as amended)</p>	EPA Reg. Number: 66222-183	Date of Issuance: APR - 8 2009
	Term of Issuance: Conditional	
	Name of Pesticide Product: Adapt	
Name and Address of Registrant (include ZIP Code): Makhteshim Agan of North America, Inc. 4515 Falls of Neuse Rd., Ste. 300 Raleigh, NC 27609		
<p>Note: Changes in labeling differing in substance from that accepted in connection with this registration must be submitted to and accepted by the Registration Division prior to use of the label in commerce. In any correspondence on this product always refer to the above EPA registration number.</p> <p>On the basis of information furnished by the registrant, the above named pesticide is hereby registered/reregistered under the Federal Insecticide, Fungicide and Rodenticide Act. Registration is in no way to be construed as an endorsement or recommendation of this product by the Agency. In order to protect health and the environment, the Administrator, on his motion, may at any time suspend or cancel the registration of a pesticide in accordance with the Act. The acceptance of any name in connection with the registration of a product under this Act is not to be construed as giving the registrant a right to exclusive use of the name or to its use if it has been covered by others.</p> <p>This product is conditionally registered in accordance with FIFRA provided that you:</p> <ol style="list-style-type: none"> 1. Submit and/or cite all data required for registration/reregistration review of your product when the Agency requires all registrants of similar products to submit data. 2. Submit one-year Storage Stability (830.6317) and Corrosion Characteristics (830.6320) studies for review and acceptance within 18 months of the date of this registration. 3. Make the following label changes: <ol style="list-style-type: none"> a. Change the EPA Reg. No. to "66222-183". b. Revise the heading from "Inert Ingredients" to "Other Ingredients". c. Revise the User Safety Recommendations as follows: <ol style="list-style-type: none"> i. Revise the second statement to read "Remove clothing/PPE immediately if pesticide gets inside." ii. Add the statement "Remove PPE immediately after handling this product. Wash the outside of gloves before removing. As soon as possible, wash thoroughly and change into clean clothing." 		
Signature of Approving Official: Jim Tompkins Product Manager 25 Herbicide Branch Registration Division (7505P)	Date: APR - 8 2009	

- d. Revise the User Safety Requirements sentence to read “If no such instructions for washables **exist**, use detergent and hot water.”
- e. Revise the statement directly below the Storage and Disposal heading to read “Do not contaminate water, food, or feed by storage and disposal.”
- f. Revise the Pesticide Disposal statement to read “Wastes resulting from the use of this product **must** be disposed of on site or at an approved waste disposal facility.”
- g. Revise the first set of Container Handling instructions to read the following:
“Nonrefillable Container (flexible-bag – all weights): Nonrefillable container. Do not reuse or refill this container. Completely empty bag into application equipment. Then offer for recycling, if available, or dispose of empty bag in a sanitary landfill or by incineration or, if allowed by state and local authorities, by burning. If burned, stay out of smoke.”

Please note that 40 CFR Part 156.140(a)(4) requires that a lot number, batch code, or other code used to identify the batch of the pesticide product which is distributed and sold be placed on nonrefillable containers. The code may appear either on the label or durably marked on the container itself.

The Basic CSF dated November 19, 2008 is acceptable.

Submit one (1) copy of the revised final printed label for the record.

If these conditions are not complied with, the registration will be subject to cancellation in accordance with FIFRA sec. 6(e). Your release for shipment of the product constitutes acceptance of these conditions.

A stamped copy of the label is enclosed for your records.

Enclosure

3/15

Adapt™ Herbicide

**Water-Dispersible Granule
For use on Corn**

ACCEPTED
with COMMENTS
in EPA Letter Dated
APR - 8 2009

Under the Federal Insecticide,
Fungicide, and Rodenticide Act
as amended, for the pesticide
registered under EPA Reg. No.

Contains nicosulfuron, the active ingredient used in Accent®.
Adapt™ Herbicide is not manufactured or distributed by DuPont™.

66222-183

ACTIVE INGREDIENT:

Nicosulfuron: 2-[[[4,6-dimethoxypyrimidin-2-yl)aminocarbonyl]aminosulfonyl]-
N,N-dimethyl-3-pyridinecarboxamide 75.0%

INERT INGREDIENTS: 25.0%

TOTAL 100.0%

KEEP OUT OF REACH OF CHILDREN CAUTION

Si usted no entiende la etiqueta, busque a alguien para que se la explique a usted en detalle. (If you do not understand this label, find someone to explain it to you in detail.)

Manufactured for:
Makhteshim Agan of North America, Inc.
4515 Falls of Neuse Rd., Suite 300
Raleigh, NC 27609

EPA Reg. No. 66222-xxx

EPA Est. No. _____

NET CONTENTS: _____ LBS

FIRST AID

IF IN EYES:	<ul style="list-style-type: none"> Hold eye open and rinse slowly and gently with water for 15 to 20 minutes. Remove contact lenses, if present, after the first 5 minutes, then continue rinsing eye. Call a poison control center or doctor for treatment advice.
IF ON SKIN OR CLOTHING:	<ul style="list-style-type: none"> Take off contaminated clothing. Rinse skin immediately with plenty of water for 15 to 20 minutes. Call a poison control center or doctor for treatment advice.
IF SWALLOWED:	<ul style="list-style-type: none"> Call a poison control center or doctor immediately for treatment advice. Have person sip a glass of water if able to swallow. Do not induce vomiting unless told to do so by a poison control center or doctor. Do not give anything by mouth to an unconscious person.
IF INHALED:	<ul style="list-style-type: none"> Move person to fresh air. If person is not breathing, call 911 or an ambulance, then give artificial respiration, preferably mouth-to-mouth if possible. Call a poison control center or doctor for further treatment advice.

Have the product container or label with you when calling a poison control center or doctor or going for treatment. You may also contact Prozar at 1-877-250-9291 for emergency medical treatment information.

PRECAUTIONARY STATEMENTS HAZARDS TO HUMANS AND DOMESTIC ANIMALS CAUTION

Causes moderate eye irritation. Harmful if absorbed through the skin. Avoid contact with skin, eyes, and clothing.

PERSONAL PROTECTIVE EQUIPMENT (PPE)

Some materials that are chemical-resistant to this product are listed below. If you want more options, follow the instructions for Category A on an EPA chemical resistance category selection chart.

Applicators and other handlers must wear:

- Long-sleeved shirt and long pants.
- Chemical-resistant gloves Category A (such as butyl rubber, natural rubber, neoprene rubber, or nitrile rubber), all ≥ 14 mils.
- Shoes plus socks.

Follow manufacturer's instructions for cleaning/maintaining PPE. If no such instructions for washables, use detergent and hot water. Keep and wash PPE separately from other laundry.

USER SAFETY RECOMMENDATIONS

USERS SHOULD: Wash hands before eating, drinking, chewing gum, using tobacco, or using the toilet. Remove clothing immediately if pesticide gets inside. Then wash thoroughly and put on clean clothing.

ENVIRONMENTAL HAZARDS

Do not apply directly to water, to areas where surface water is present, or to intertidal areas below the mean high water mark. Do not contaminate water when disposing of equipment rinsewater. Do not apply where/when conditions could favor runoff.

DIRECTIONS FOR USE

It is a violation of Federal law to use this product in a manner inconsistent with its labeling.

Do not apply this product in a way that will contact workers or other persons, either directly or through drift. Only protected handlers may be in the area during application. For any requirements specific to your State or Tribe, consult the agency responsible for pesticide regulation.

AGRICULTURAL USE REQUIREMENTS

Use this product only in accordance with its labeling and with the Worker Protection Standard, 40 CFR Part 170. This Standard contains requirements for the protection of agricultural workers on farms, forests, nurseries, and greenhouses; and handlers of agricultural pesticides. It contains requirements for training, decontamination, notification, and emergency assistance. It also contains specific instructions and exceptions pertaining to the statements on this label about personal protective equipment (PPE) and restricted-entry interval. The requirements in this box only apply to uses of this product that are covered by the Worker Protection Standard.

Do not enter or allow worker entry into treated areas during the restricted entry interval (REI) of 4 hours.

PPE required for early entry to treated areas that is permitted under the Worker Protection Standard and that involves contact with anything that has been treated, such as plants, soil, or water, is:

- Coveralls
- Chemical-resistant gloves Category A (such as butyl rubber, natural rubber, neoprene rubber, or nitrile rubber), all ≥ 14 mils
- Shoes plus socks

IMPORTANT: Adapt™ Herbicide is recommended for use on field corn grown for grain or seed, popcorn, or sweet corn in most states. Check with your agricultural dealer, state Cooperative Extension Service or Department of Agriculture before use, to be certain Adapt™ Herbicide is registered in your state. Read the entire Use Directions and Limitations of Warranty and Liability before using Adapt™ Herbicide.

SPRAY DRIFT MANAGEMENT

Avoiding spray drift at the application site is the responsibility of the applicator. The interaction of many equipment- and weather-related factors determines the potential for spray drift. The applicator is responsible for considering all these factors when making application decisions. To minimize spray drift, the applicator should be familiar with and take into account the following drift reduction advisory information. Additional information may be available from state enforcement agencies or the state Cooperative Extension Service on the application of this product.

Importance of Droplet Size


The most effective way to reduce drift potential is to apply large droplets (> 150 - 200 microns). The best drift management strategy is to apply the largest droplets that provide sufficient coverage and control. The presence of sensitive species nearby, the environmental conditions, and pest pressure may affect how an applicator balances drift control and coverage. Applying larger droplets reduces drift potential, but will not prevent drift if applications are made improperly or under unfavorable environmental conditions! See **Wind**, **Temperature and Humidity**, and **Temperature Inversions** sections of this label.

Controlling Droplet Size – General Techniques

- **Volume** - Use high flow rate nozzles to apply the highest practical spray volume. Nozzles with higher rated flows produce larger droplets.
- **Pressure** - Use the lower spray pressures recommended for the nozzle. Higher pressure reduces droplet size and does not improve canopy penetration. When higher flow rates are needed, use a higher-capacity nozzle instead of increasing pressure.
- **Nozzle Type** - Use a nozzle type that is designed for the intended application. With most nozzle types, narrower spray angles produce larger droplets. Consider using low-drift nozzles.

Controlling Droplet Size - Aircraft

- **Number of Nozzles** - Use the minimum number of nozzles with the highest flow rate that provide uniform coverage.
- **Nozzle Orientation** - Orienting nozzles so that the spray is emitted backwards, parallel to the airstream will produce larger droplets than other orientations.
- **Nozzle Type** - Solid stream nozzles (such as disc and core with swirl plate removed) oriented straight back produce larger droplets than other nozzle types.
- **Boom Length** - The boom length should not exceed ¾ of the wing or rotor length – longer booms increase drift potential.
- **Application Height** - Application more than 10 ft above the canopy increases the potential for spray drift.



Boom Height

Setting the boom at the lowest referenced height (if specified) which provides uniform coverage reduces the exposure of droplets to evaporation and wind. For ground equipment, the boom should remain level with the crop and have minimal bounce.

Wind

Drift potential increases at wind speeds of less than 3 mph (due to inversion potential) or more than 10 mph. However, many factors, including droplet size and equipment type, determine drift potential at any given wind speed. **Avoid gusty and windless conditions.**

It is important that every applicator be familiar with local wind patterns and how they affect spray drift because local terrain can influence wind patterns.

Temperature and Humidity

When making applications in hot and dry conditions, set up equipment to produce larger droplets to reduce effects of evaporation.

Temperature Inversions

Drift potential is high during a temperature inversion. Temperature inversions restrict vertical air mixing, which causes small suspended droplets to remain close to the ground and move laterally in a concentrated cloud. Temperature inversions are characterized by increasing temperature with altitude and are common on nights with limited cloud cover and light to no wind. They begin to form as the sun sets and often continue into the morning. Their presence can be indicated by ground fog; however, if fog is not present, inversions can also be identified by the movement of smoke from a ground source or an aircraft smoke generator. Smoke that layers and moves laterally in a concentrated cloud (under low wind conditions) indicates an inversion, while smoke that moves upward and rapidly dissipates indicates good vertical air mixing.

Shielded Sprayers

Shielding the boom or individual nozzles can reduce the effects of wind. However, it is the responsibility of the applicator to verify that the shields are preventing drift and not interfering with uniform deposition of the product.

CHEMIGATION APPLICATION

Do not apply Adapt™ Herbicide through any type of irrigation system.

INTEGRATED PEST MANAGEMENT

Adapt™ Herbicide may be used as part of an Integrated Pest Management (IPM) program that can include biological, cultural, and genetic practices aimed at preventing economic pest damage. IPM principles and practices include field scouting or other detection methods, correct target pest identification, population monitoring, and treating when target pest populations reach locally determined action thresholds. Consult your state Cooperative Extension Service, professional consultants or other qualified authorities to determine appropriate action treatment threshold levels for treating specific pest/crop systems in your area.

RESISTANCE

When herbicides that affect the same biological site of action are used repeatedly over several years to control the same weed species in the same field, naturally-occurring resistant biotypes may survive a correctly applied herbicide treatment, propagate, and become dominant in that field. Adequate control of these resistant weed biotypes cannot be expected. If weed control is unsatisfactory, it may be necessary to retreat the problem area using a product affecting a different site of action.

To better manage herbicide resistance through delaying the proliferation and possible dominance of herbicide resistant weed biotypes, it may be necessary to change cultural practices within and between crop seasons such as using a combination of tillage, retreatment, tank-mix partners and/or sequential herbicide applications that have a different site of action. Weed escapes that are allowed to go to seed will promote the spread of resistant biotypes.

It is advisable to keep accurate records of pesticides applied to individual fields to help obtain information on the spread and dispersal of resistant biotypes. Consult your agricultural dealer, consultant, applicator, and/or appropriate state agricultural extension service representative for specific alternative cultural practices or herbicide recommendations available in your area.

GENERAL INFORMATION

Formulation: Adapt™ Herbicide is a water-dispersible granule containing 75% active ingredient by weight. It is used at a rate of 1/3 to 1 1/3 ounces per acre for selective postemergence grass weed control in field corn grown for seed or grain, popcorn and sweet corn. It may be applied by ground (broadcast or band) or by air. The use rate will depend on spectrum and size of weeds at time of application. The degree and duration of control are affected by many factors including, but not limited to spray coverage, weed spectrum, weed size, growing conditions before and after treatment, soil moisture, and adjuvant selection.

Mode of Action: Adapt™ Herbicide contains nicosulfuron which belongs to the sulfonylurea class of herbicides. Herbicides in this class inhibit branched-chain amino acid synthesis in plants. Adapt™ Herbicide provides weed control through foliar absorption and rapidly inhibits growth of susceptible weeds, reducing weed competition within as little as 6 hours after application. Susceptible plants are controlled in 7 to 21 days. Adapt™ Herbicide is rainfast in 4 hours after application. Best performance is attained when Adapt™ Herbicide is applied to young, actively growing weeds. Performance is further maximized if applications are made during warm, moist conditions (70°F or more) and there is adequate soil moisture both before and after application. Poor weed control may result if Adapt™ Herbicide is applied to weeds that exceed the maximum label height or that are under stress. Adapt™ Herbicide dissipates rapidly in warm, acidic, microbiologically active soils.

Beware that poor weed control or crop injury may result from applications made to plants under stress due to: (a) abnormally hot or cold weather; (b) environmental conditions such as drought, water-saturated soils, hail damage, or frost; (c) disease, insect, or nematode injury; or (d) prior herbicide use, or carryover from a previous year's herbicide application. Severe stress from conditions preceding or immediately following application may also result in crop injury or poor weed control. Although stress can affect control of all weeds, control of stressed woolly cupgrass, green and yellow foxtail, and wild proso millet may be reduced more than other species because control of these weeds is especially affected by stress. Application of Adapt™ Herbicide should be delayed if the corn or grass weeds are under stress at the time of application.

Crop Uses: Adapt™ Herbicide is registered for use on field corn grown for seed or grain, popcorn and sweet corn. Under normal planned use, broadcast Adapt™ Herbicide to field corn, high lysine, waxy, white or other food grade corn hybrids up to 20" tall (free standing), or that is exhibiting up to and including 6 leaf collars (V6), whichever is more restrictive. While the application window for Adapt™ Herbicide may be wide in field corn for grain, research has shown that the best performance is attained when it is applied early

postemergence when both corn and weeds are small. Targeting application to corn that is less than 12" tall will result in best performance.

In popcorn or field corn grown for seed, Adapt™ Herbicide may be broadcast or applied with drop nozzles when the corn plants are less than 20" tall (free-standing), or that exhibit up to and including 5 leaf-collars (V5), whichever is most restrictive. Do not apply Adapt™ Herbicide to corn that is taller than 20" or that exhibits more than 5 leaf-collars (V5), whichever is more restrictive. Many seed companies have tested seed corn inbreds or yellow popcorn hybrids for sensitivity to Adapt™ Herbicide and have reported excellent safety. However, do not apply Adapt™ Herbicide to any white popcorn inbred, or white popcorn hybrid unless specifically approved by the seed company. This includes "White Dynamite" popcorn.

In sweet corn, Adapt™ Herbicide may be applied to certain hybrids grown for fresh markets or for processing. Apply Adapt™ Herbicide broadcast or with drop nozzles (post-directed) to sweet corn up to 12 inches tall or up to and including 5 leaf-collars (V5). For sweet corn 12-18 inches tall, apply only with drop nozzles. Do not apply to sweet corn taller than 18 inches or when plants exhibit 6 or more leaf-collars (V6). Make only one application of Adapt™ Herbicide per year to sweet corn. Sensitivity of sweet corn hybrids to Adapt™ Herbicide is highly variable and not all hybrids have been tested for crop tolerance. Contact your Makhteshim Agan of North America (MANA) Sales Representative for information about local sweet corn hybrids that have been evaluated for sensitivity to Adapt™ Herbicide.

Not all seed corn inbreds, popcorn or sweet corn hybrids have been tested with Adapt™ Herbicide, nor does MANA have access to all seed company data. Consequently, MANA is not responsible for any crop injury arising from the use of Adapt™ Herbicide on field corn grown for seed, popcorn or sweet corn. When using Adapt™ Herbicide in tank mixtures, check the tank mix partner label for tolerances and instructions for use. In addition, see the **Soil Insecticide Interaction Information** section of this label regarding the use of Adapt™ Herbicide on popcorn, sweet corn or field corn grown for seed that has been previously treated with a soil insecticide.

Grazing: Do not graze or feed forage, hay, or straw from treated areas to livestock within 30 days of application of Adapt™ Herbicide.

SPRAY ADJUVANTS

Each application of Adapt™ Herbicide must include either a crop oil concentrate (COC) or a nonionic surfactant (NIS). In addition to a spray adjuvant, an ammonium nitrogen fertilizer must be used with Adapt™ Herbicide unless specifically prohibited by the tank mix partner labeling. A COC plus ammonium nitrogen fertilizer is the preferred adjuvant system for best activity on difficult to control weeds such as woolly cupgrass, quackgrass, sandbur and wirestem muhly. Consult your local agricultural dealer, applicator, crop consultant, state Cooperative Extension Service, or MANA fact sheets or technical bulletins prior to using an adjuvant system. If another herbicide is tank mixed with Adapt™ Herbicide select adjuvants authorized for use with both products. Products must contain only EPA-exempt ingredients (40 CFR 1001).

Nonionic Surfactant

- Apply at 0.25% v/v (1 quart per 100 gallons of spray solution) or 0.5% under arid conditions.
- Surfactant products must contain at least 60% nonionic surfactant with a hydrophilic/lipophilic balance (HLB) greater than 12.

Crop Oil Concentrate – Petroleum or Modified Seed Oil (MSO)

- Apply at 1% v/v (1 gallon per 100 gallons spray solution), or apply 2% v/v under arid conditions. MSO adjuvants may be used at 0.5% v/v if specified in local MANA product literature or service policies.
- MSO adjuvants may be used at 0.5% v/v (0.5 gallons per 100 gallons spray solution) if specifically noted on adjuvant product labeling.
- Oil adjuvants must contain at least 80% high quality, petroleum (mineral) or modified vegetable seed oil with at least 15% surfactant emulsifiers.

Ammonium Nitrogen Fertilizer

- Use 2 quarts per acre of a high-quality urea ammonium nitrate (UAN), such as 28%N or 32%N, or 2 pounds per acre of a spray-grade ammonium sulfate (AMS). Use 4 quarts per acre UAN or 4 pounds per acre AMS under arid conditions.
- Do not use liquid nitrogen fertilizer as the total carrier solution.

Special Adjuvant Types

- Combination adjuvant products may be used with Adapt™ Herbicide at doses that provide the required amount of NIS, COC, MSO and/or ammonium nitrogen fertilizer. Consult product literature for use rates and restrictions.
- In addition to the adjuvants specified above, other adjuvant types may be used if they provide the same functionality. Consult your local agricultural dealer, applicator, crop consultant, state Cooperative Extension Service, or MANA fact sheets or technical bulletins prior to using an adjuvant system not specified on this label.

SPRAY EQUIPMENT, CLEANUP AND MIXING INSTRUCTIONS

Equipment: For specific application equipment, refer to the manufacturer's recommendations for additional information on GPA, pressure, speed, nozzle types and arrangements, nozzle heights above the target canopy, etc. Air and ground equipment should be properly calibrated with clean water before making an application of Adapt™ Herbicide. Thorough coverage is required for best weed control. The spray deliver system should provide a uniform spray pattern with a minimum of drift.

Avoid spray drift onto nontarget sites by using properly calibrated equipment, appropriate spray volumes for the crop and avoiding an application during inclement weather conditions that favor spray drift. For additional information on spray drift refer to the **SPRAY DRIFT MANAGEMENT** section of this label.

Mixing Instructions: It is very important that the spray equipment is clean and free of previous pesticide deposits before mixing Adapt™ Herbicide. Follow these steps when mixing a spray solution with Adapt™ Herbicide:

1. Fill the tank 1/4 to 1/3 full of water.
2. While agitating, add the required amount of Adapt™ Herbicide.
3. Continue agitation until the Adapt™ Herbicide is fully dispersed; this could take at least 5 minutes.
4. When the Adapt™ Herbicide is fully dissolved, maintain agitation and continue filling the tank with water. Thoroughly mix Adapt™ Herbicide with water before adding any other material.
5. As the tank is filling, add the required spray adjuvants (crop oil concentrates, nonionic surfactant, or ammonium nitrogen fertilizer).
6. Dispersed tank-mix partners can settle if the tank mixture is not continually agitated. If settling occurs, thoroughly re-agitate before using. Avoid overfilling the spray tank.
7. Mix only enough product for the job at hand and apply the Adapt™ Herbicide spray mixture within 24 hours of mixing to avoid product degradation.
8. If Adapt™ Herbicide and a tank-mix partner are to be applied in multiple loads, pre-slurry the Adapt™ Herbicide in clean water prior to adding to the tank. This will prevent the tank-mix partner from interfering with the dissolution of Adapt™ Herbicide.

Equipment Cleanup: The spray equipment must be cleaned and free of previous pesticide deposits before Adapt™ Herbicide is mixed. Follow the cleanup procedures specified on the labels of the previously applied products. If no cleanup directions are provided, follow the steps provided below for cleaning up after spraying Adapt™ Herbicide. Thoroughly clean all mixing and spray equipment immediately following applications of Adapt™ Herbicide to avoid subsequent crop injury.

When cleaning spray equipment before mixing Adapt™ Herbicide, read and follow label directions for proper rinsate disposal of the product previously sprayed. Steam cleaning of aerial spray tanks will help to dislodge any visible pesticide deposits. When spraying or mixing equipment will be used over an extended period to apply multiple loads of Adapt™ Herbicide, partially fill the tank with fresh water at the end of each day of spraying, flush the boom and hoses, and allow to sit overnight.

Cleanup Procedure

1. Drain the tank and thoroughly hose down the interior surfaces. Flush the tank, hoses, and boom with clean water for a minimum of 5 minutes.
2. Partially fill the tank with clean water and add one gallon of household ammonia (containing a minimum of 3% active) for every 100 gallons of water. Equivalent amounts of an alternate strength ammonia solution or a tank cleaner may be used if recommended by MANA.
3. Finish filling the tank with water and then flush the cleaning solution through the hoses, boom, and nozzles. Add more water to completely fill the tank and allow to agitate/recirculate for at least 15 minutes. Flush the hoses, boom, and nozzles with the cleaning solution again and then drain the tank.
4. Repeat Steps 2 & 3.
5. Remove the nozzles and screens and clean separately in a bucket containing the cleaning agent and water.
6. Thoroughly rinse the tank with clean water for a minimum of 5 minutes flushing the water through the hoses and boom.

APPLICATION INSTRUCTIONS

Adapt™ Herbicide may be applied by ground and aerial equipment. For all application systems, use 50 mesh or larger strainer screens. Many crops are highly sensitive to Adapt™ Herbicide. All direct or indirect contact (such as spray drift) with crops other than field corn should be avoided (see the **SPRAY DRIFT MANAGEMENT** section of this label for more information).

Ground Application (broadcast): Under most conditions, use a minimum of 15 gallons of water per acre for best performance. A lower minimum volume of 10 gallons of water per acre may be used for light, scattered stands of weeds. For best performance, select nozzles and pressure combinations that deliver MEDIUM spray droplets as described in the nozzle manufacturer's catalogues and in accordance with ASAE Standard S572. Nozzles that deliver COARSE spray droplets may be used to reduce drift, provided spray volume is increased to maintain coverage on small weeds. For optimal product performance and minimal spray drift, adjust the spray boom to the lowest possible spray height recommended in the manufacturers' specifications. Equipment is to be set up so that application of excessive rates directly over the rows and into the corn plant whorl is avoided. This is most likely to occur when a nozzle is positioned directly above the row. Spray overlaps that occur at starting, stopping, slowing, and turning while spraying may result in crop injury.

Ground Application (band): For band applications, use proportionately less spray mixture than broadcast, and carefully calibrate the band applicator so that the labeled rate is not exceeded. Carefully follow the manufacturer's instructions for nozzle type (flat fans), orientation, distance of nozzles from the crop and weeds, spray volumes, calibration and spray pressure.

Aerial Application: Use nozzle types and arrangements that provide optimum spray distribution and maximum coverage at 3 gallons of water per acre. Do not apply during a temperature inversion, when winds are gusty, or when conditions favor poor coverage and/or off-target spray movement. See the **SPRAY DRIFT MANAGEMENT** section of this label for additional information on aerial application. Aerial application of Adapt™ Herbicide is prohibited in the states of California and New York.

Soil Insecticide Interaction Information: Adapt™ Herbicide may interact with certain insecticides previously applied to the corn crop. Therefore, before using Adapt™ Herbicide be sure to check that it is compatible with any insecticides previously applied to the corn crop. Crop response varies with field corn type, insecticide used, insecticide application method, and soil type. Adapt™ Herbicide may be applied to corn previously treated with "Fortress", "Aztec", or "Force" insecticides or non-organophosphate (OP) soil insecticides regardless of soil type. Do not apply Adapt™ Herbicide to corn previously treated with "Counter" 15G or to corn treated with "Counter"

20CR in-furrow or over the row at cultivation. Applications of Adapt™ Herbicide to corn previously treated with "Counter" 20 CR, "Lorsban", or "Thimet" may cause unacceptable crop injury, especially on soils with less than 4% organic matter.

Timing to Weeds: Apply Adapt™ Herbicide when weeds are young and actively growing, but before they exceed the sizes listed in **Table 1**. Treat heavy infestations of weeds before they become too competitive with the crop, especially where soil moisture and/or fertility are limited. Adapt™ Herbicide provides weed control via foliar absorption, therefore it only controls those weeds that have emerged. For control of later-emerging weeds, a second application or timely cultivation is required. Applications made to weeds larger than the size indicated on this label or to weeds under stress may result in unsatisfactory control. Refer to the **Late or Rescue Applications** section of this label for more information.

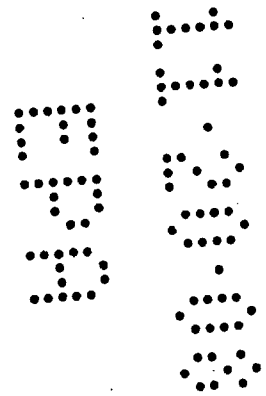
Late or Rescue Applications: Adapt™ Herbicide may be applied to field corn as a rescue treatment for control of escaped grasses, or as a directed postemergence application on corn that is taller than 20" or which has more than 6 collars (whichever occurs first). For corn between 20" to 36" tall, apply Adapt™ Herbicide with drop nozzles only and avoid spraying into the whorl of the cornstalks. Do not apply Adapt™ Herbicide to corn that is taller than 36" or that exhibits 10 or more collars (V10), whichever is most restrictive. Weed control will likely vary from complete control to only suppression if Adapt™ Herbicide is applied to weeds larger than those listed on this label. The level of control will depend on the weed species, stage of growth, and environmental conditions.

Due to the unplanned nature of rescue applications, choices must be made between the risks that arise from applications made beyond the proper time for Adapt™ Herbicide application and the effects of season long grass competition and/or harvest complications from weeds. These choices must balance risks between improperly timed application of Adapt™ Herbicide and the following:

- **Yield loss due to competition:** Research indicates competition from foxtail exceeding 4 inches in height may reduce corn yields. Applications to foxtail and other annual grasses that exceed the sizes stated on this label increases the risk of yield losses due to prolonged competition with the crop even though control may be acceptable.
- **Incomplete control of grasses beyond labeled size:** Applications to grasses that exceed the labeled sizes can result in reduced control. This incomplete control may reduce corn yield.
- **Incomplete grass control due to herbicide stress:** Grasses under stress from previous herbicide applications may not be actively growing and susceptible to Adapt™ Herbicide. This stress may reduce grass control in "rescue" situations.
- **Ear malformation:** Applications of Adapt™ Herbicide on corn that has 7 to 10 collars (V7 to V10) increases the potential for ear malformation (pinching). This risk may be greatly reduced, but not eliminated, by using properly adjusted drop nozzles so that Adapt™ Herbicide is not applied directly to the whorl of the corn plant.

APPLICATION RATE

Adapt™ Herbicide may be applied in a range of 1/3 to 1 1/3 ounces per acre, however it provides optimum control of selected grass and broadleaf weeds at 2/3 ounces per acre. At lower rates of 1/3 to 2/3 ounces per acre partial control of certain small grass weeds may be achieved. As weeds mature, their sensitivity to Adapt™ Herbicide decreases and this results in only partial control even when higher rates are applied. Weeds that exceed the listed weed sizes by up to 50% may be partially controlled with rates of Adapt™ Herbicide between 2/3 and 1 1/3 ounces per acre. As grassy weeds become mature (more than 3 tillers), they may not reach the size listed below, due to drought or other environmental factors. Grassy weeds that are maturing rapidly should be treated before they reach the stages listed in **Table 1**. Always use a COC plus ammonium nitrogen fertilizer when applying reduced rates of Adapt™ Herbicide. When applied as directed, Adapt™ Herbicide will control the weeds listed in **Table 1**.



9/15

TABLE 1. WEEDS CONTROLLED WITH ADAPT™ HERBICIDE AT 1/3 TO 2/3 OUNCES PER ACRE

Weeds	Maximum Height or Diameter of Weeds (Inches)		
	Adapt™ Herbicide Rate (Ounces Per Acre)		
	1/3 oz ¹	1/2 oz ¹	2/3 oz
Grasses			
Barnyardgrass	2"	3"	4"
Broadleaf signalgrass	-	-	2"
Foxtails (bristly, giant, green)	2"	3"	4"
Foxtail, yellow	-	2"	4"
Itchgrass	2"	4"	6"
Johnsongrass, seedling	-	8"	12"
Johnsongrass, rhizome	-	8"	18"
Panicum (Texas, browntop)	1"	2"	3"
Panicum, fall	1"	2"	4"
Quackgrass ²	-	-	10"
Ryegrass (Italian, perennial)	-	-	6"
Sandbur (field, longspine) ²	-	1"	3"
Shattercane	3"	6"	12"
Sorghum alnum	3"	6"	12"
Timothy	2"	4"	6"
Volunteer cereals (barley, oats, rye, triticale, wheat) ³	-	2"	6" ³
Wild oats	2"	3"	4"
Wild proso millet	-	2"	4"
Wirestem muhly ²	-	-	8"
Witchgrass	2"	4"	6"
Woolly Cupgrass ²	-	-	4"
Broadleaves			
Burcucumber	-	-	3"
Dandelion	-	-	6"
Hemp dogbane ⁴	-	-	4"
Jimsonweed	-	-	3"
Morningglory (ivyleaf, pitted)	-	-	3"
Morningglory, Tall	-	-	2"
Pigweed (redroot, smooth)	-	-	4"
Pokeweed ⁴	-	-	4"
Smartweeds (ladysthumb, Pennsylvania)	-	-	4"
Thistle, Canada ⁴	-	-	4"

1. Always use a COC plus ammonium nitrogen fertilizer when applying reduced rates of Adapt™ Herbicide.
2. Requires the use of COC plus ammonium nitrogen fertilizer. Cultivation or re-treatment may be required. See the **Improved Control of Later Emerging Grasses** section of this label for more information.
3. 10 inches in the states of WA, OR, ID, and MT where the use of MSO adjuvants are preferred. See the **ADJUVANTS** section of this label for more information.
4. Suppression.

SEQUENTIAL APPLICATIONS FOLLOWING REDUCED RATES OF PREEMERGENCE HERBICIDES

Adapt™ Herbicide may be used as a sequential application in a planned postemergence weed control program in corn following a reduced rate of preemergence herbicide. Apply a reduced rate of a preemergence grass herbicide prior to corn emergence and then follow with a postemergence application of Adapt™ Herbicide. Apply products such as DuPont™ CINCH®, CINCH® ATZ, Balance™ PRO, "Axiom", "Dual" II Magnum, "Surpass", "Outlook", "Harness" Xtra, MANA Parallel® and MANA Parallel® Plus at rates as low as 1/4 to 1/2 of the full labeled use rate and follow with a sequential postemergence application of Adapt™ Herbicide. Refer to the preemergence grass herbicide label for use restrictions, application information, rotational crop guidelines, and cautionary statements prior to applying Adapt™ Herbicide.

Do not apply Adapt™ Herbicide to corn that exhibits herbicide injury from previous applications made to the current or preceding crop.

TANK MIX APPLICATIONS WITH ADAPT™ HERBICIDE

Improved Broadleaf Weed Control: To achieve improved broadleaf weed control, Adapt™ Herbicide may be tank mixed with a number of herbicides registered for postemergence application in corn. Read and follow the use directions on the label of the tank-mix partner for weeds controlled, precautions, use restrictions, adjuvant and crop rotation information. The most restrictive language on either label shall apply. For improved control of many broadleaf weeds including cocklebur, dandelion, eastern black nightshade, lambsquarters, pigweeds, ragweeds, Pennsylvania smartweed and velvetleaf, tank-mix Adapt™ Herbicide with the products and rates listed below in **Table 2**.

TABLE 2. ADAPT™ HERBICIDE TANK-MIX PARTNERS FOR IMPROVED BROADLEAF WEED CONTROL

Product	Rate Per Acre
Atrazine ¹	Up to 2 lbs a.i.
Dicamba (e.g., "Clarity" at 4 lbs/gal dicamba)	2 to 4 fl. oz.
Dicamba + Atrazine (e.g. "Marksman" at 1.1 lbs/gal dicamba) ¹	8 to 16 fl. oz.
"Callisto"	1.5 to 3 fl. oz.
"Distinct" ²	1 to 2 oz.
"Exceed" ²	0.25 to 0.5 oz.
"Northstar" ²	2.5 to 5 oz.

1. Make application to emerged corn before the corn reaches 12" tall.
2. Do not apply to sweet corn, seed corn, or popcorn.

Rates listed are for the specific products noted in **Table 2**. If other brands or formulations are used, the rates of active ingredients should be adjusted to correspond to the rates of the products listed. Formulations of products other than those listed may not have been tested with Adapt™ Herbicide. Check with the manufacturer for information on tank-mix compatibility prior to using (see the **TANK MIX COMPATABILITY TESTING** section of this label for more information).


A COC plus ammonium nitrogen fertilizer is the preferred adjuvant for tank mixtures when using products at the low end of the rate range indicated in the table. The use of a NIS is permitted in place of a COC for tank mixtures containing dicamba, however, overall weed control may be reduced. See the **SPRAY ADJUVANTS** section of this label for adjuvant rate recommendations.

Do not use MSO adjuvants when tank mixing Adapt™ Herbicide with greater than 1.5 ounces "Callisto" herbicide per acre.

Tank Mixtures with Atrazine: Adapt™ Herbicide may be tank mixed with products containing up to 2 pounds active ingredient of atrazine for additional control of the broadleaf weeds listed in **Table 3**. For best results, use 0.25 to 2 quarts Atrazine 4L or 4 to 35 ounces of Atrazine 90DF with Adapt™ Herbicide. Products containing atrazine are restricted use products. Adapt™ Herbicide + atrazine tank mixtures may result in reduced control of grasses (antagonism) if applied to grasses under low moisture stress or to grasses exceeding the maximum labeled height. Before applying Adapt™ Herbicide + atrazine tank mixtures, refer to the atrazine product label for information regarding the maximum amount of atrazine that may be applied in a season.

TABLE 3. ADAPT™ HERBICIDE + ATRAZINE

Broadleaf Weeds	Maximum Height or Diameter (Inches)
Sicklepod	2"
Prickly sida	2"
Wild Radish	12"
Cutleaf evening primrose	6"
Florida pusley	2"



11/15

Tank Mixtures with "Impact" + atrazine: Adapt™ Herbicide may be tank mixed with 0.5 to 0.75 fluid ounces per acre of "Impact" herbicide + atrazine at 0.375 to 1.5 pounds active ingredient per acre for improved broadleaf weed control as shown in **Table 4**.

TABLE 4. ADAPT™ HERBICIDE + ATRAZINE + "IMPACT"
Maximum Weed Height (Inches)

Broadleaf Weeds	"Impact" at 0.5 fl. oz.	"Impact" at 0.75 fl. oz. ²
Amaranth, Palmer	4" ¹	6"
Cocklebur, common	5" ¹	8"
Jimsonweed	4" ¹	6"
Kochia	4" ¹	6"
Lambsquarters, common	4"	6"
Morningglory, annual	4"	4"
Mustard, wild	4" ¹	6"
Nightshade (black, eastern black)	4" ¹	6"
Pigweed, (redroot, smooth)	4"	6"
Ragweed, common	4"	6"
Ragweed, giant	5"	8"
Smartweed, Pennsylvania	2" ¹	3"
Smartweed, ladythumb	2" ¹	3"
Sunflower, common	5" ¹	8"
Thistle, Canada	4" ^{1,3}	6" ³
Velvetleaf	5"	8"
Waterhemp, (tall, common)	4"	6"

1. Refer to the "Impact" label for additional information regarding tank mixtures, adjuvants, and rotational crops. Current research supports applications at these use rates only within the following geographies: IL, north of I-80; IA, north of I-80 (excluding the area that is both north of U.S. Hwy. 20 and west of U.S. Hwy. 71); MI, entire state; MN, east of U.S. Hwy. 71; NE, north of Hwy. 92; WS, entire state.


2. Refer to "Impact" herbicide label for specific rotational crop information.

3. Suppression.

Tank Mixtures with "Lumax" or "Lexar": Adapt™ Herbicide may be tank mixed with 2 pints per acre of "Lumax" herbicide or 2 1/3 pints per acre of "Lexar" herbicide for improved broadleaf weed control as shown in **Table 5**.

TABLE 5. ADAPT™ HERBICIDE + "LUMAX" OR "LEXAR"
Maximum Weed Height (Inches)

Broadleaf Weeds	"Lumax" at 2 Pints	"Lexar" at 2 1/3 Pints
Amaranth, Palmer	4"	4"
Cocklebur, common	10"	10"
Dandelion	10"	10"
Jimsonweed	10"	10"
Kochia	4"	4"
Lambsquarters, common	10"	10"
Morningglory, annual	4"	4"
Mustard, wild	4"	10"
Nightshade, (black, eastern black)	10"	10"
Pigweed (redroot, smooth)	10"	10"
Ragweed, common	10"	10"
Ragweed, giant	10"	10"
Smartweed, Pennsylvania	10"	10"
Smartweed, ladythumb	10"	10"
Sunflower, common	4"	4"
Velvetleaf	10"	10"
Waterhemp (tall, common)	10"	10"



Tank Mixtures with "Callisto" or "Callisto" + Atrazine: Adapt™ Herbicide may be tank mixed with 1.5 to 3 fluid ounces per acre of "Callisto" herbicide for improved broadleaf weed control as shown in **Table 6**. If weeds are at maximum height, addition of 0.25 to 0.75 pounds active ingredient per acre of atrazine may provide better control. Adapt™ Herbicide tank mixtures with 1.5 ounces per acre "Callisto" (with or without atrazine) may be applied with 0.5% v/v MSO spray adjuvant. Do not use MSO adjuvants when tank mixing Adapt™ Herbicide with "Callisto" herbicide at rates exceeding 1.5 ounces. Use a petroleum-based COC + an ammonium nitrogen fertilizer rather than a MSO adjuvant.

TABLE 6. ADAPT™ HERBICIDE + "CALLISTO" OR "CALLISTO" + ATRAZINE
Maximum Weed Height (Inches)

	"Callisto" Alone	"Callisto" Alone	"Callisto" Alone	"Callisto" + Atrazine	"Callisto" + Atrazine	"Callisto" + Atrazine
Broadleaf Weeds	1.5 fl. oz.	2.0 fl. oz.	3.0 fl. oz.	1.5 fl. oz.	2.0 fl. oz.	3.0 fl. oz.
Cocklebur	4"	4"	4"	10"	10"	10"
Dandelion	10"	10"	10"	10"	10"	10"
Jimsonweed	4"	4"	4"	4"	10"	10"
Kochia	--	--	4"	--	4"	4"
Lambsquarters, common	4"	4"	4"	10"	10"	10"
Morningglory, ivyleaf	4"	4"	4"	4"	4"	4"
Mustard, wild	--	--	4"	--	--	10"
Nightshade (black, eastern black)	4"	4"	4"	10"	10"	10"
Pigweed, Palmer	--	--	4"	4"	4"	4"
Pigweed (redroot, smooth)	4"	4"	4"	10"	10"	10"
Ragweed, common	--	--	--	4"	10"	10"
Ragweed, giant	--	3"	4"	4"	10"	10"
Smartweed, ladysthumb	--	4"	4"	4"	10"	10"
Smartweed, Pennsylvania	4"	4"	4"	4"	10"	10"
Sunflower, common	4"	4"	4"	4"	4"	10"
Velvetleaf	4"	4"	4"	10"	10"	10"
Waterhemp, tall & common	--	4"	4"	4"	10"	10"

Improved Control of Later-Emerging Grasses: Adapt™ Herbicide may be tank mixed with full or reduced rates of preemergence grass herbicides labeled for early postemergence application to field corn (such as DuPont™ CINCH®, CINCH® ATZ, "Prowl", "Surpass" EC, "Dual" II Magnum, "Outlook", MANA Parallel®, or MANA Parallel® Plus) for residual activity on later-emerging grasses. Application must be made before the grass emerges and before other grass weeds on the Adapt™ Herbicide label exceed their labeled sizes. The use of a NIS is recommended in place of a COC for tank mixtures with preemergence grass herbicides where applications are made early postemergence to small grass weeds (See the **SPRAY ADJUVANTS** section of this label for adjuvant rate recommendations).

When tank mixing Adapt™ Herbicide with EC formulations of preemergence grass herbicides such as DuPont™ CINCH®, "Dual II Magnum", MANA Parallel®, or "Prowl", do not add "Callisto" herbicide to the tank mixture. When other formulations of preemergence grass herbicides are tank mixed with Adapt™ Herbicide + "Callisto" (such as CINCH® ATZ, MANA Parallel® Plus, or "Bicep II Magnum"), limit the preemergence herbicide rates to 2/3 times the full rates. In addition, always add a NIS in place of a COC, and limit broadleaf weed sizes to less than or equal to 4" tall.

When tank mixing Adapt™ Herbicide with "Lumax" or "Lexar" herbicide, limit "Lumax" rates to no more than 2 pints and "Lexar" rates to no more than 2 1/3 pints per acre. In addition, always add a NIS in place of a COC, omit adjuvants containing ammonium nitrogen fertilizer, and limit applications to corn up to 5" tall.

Tank mixes of Adapt™ Herbicide and preemergence grass herbicides must be broadcast applied postemergence to field corn before the crop exceeds the heights listed on the preemergence grass herbicide label. Refer to the **SEQUENTIAL APPLICATIONS OF ADAPT™ HERBICIDE** section of this label and the preemergence grass herbicide label for complete postemergence application information, rates, and restrictions.

Tank Mixtures with Insecticides: Adapt™ Herbicide may be tank mixed with pyrethroid or carbamate insecticides such as DuPont™ ASANA® XL, Adjourn™, Silencer®, Fanfare®, or DuPont™ LANNATE® insecticides. See the **Soil Insecticide Interaction Information** section of this label for information on use of Adapt™ Herbicide following soil insecticides application.

Other Tank Mixtures: Other than the exceptions noted, and in addition to the tank-mix partners and rates indicated above, Adapt™ Herbicide may be tank mixed with or followed by sequential applications of full or reduced rates of other products registered for use in field corn provided: (a) the tank-mix product is labeled for the same timing, method of application, adjuvants, and use restrictions as Adapt™ Herbicide; (b) the tank mixture is not specifically prohibited on the label of the tank-mix product and (c) the tank-mix combination is compatible as determined by a "jar test" described in the **TANK MIX COMPATABILITY TESTING** section of this label.

Weed control and crop response with tank mixtures not specifically recommended in this label are the responsibility of the user and manufacturer of the tank-mix product.

Tank Mixing Precautions: A corn plant's predisposition to develop fused tissue emerging from the whorl (rattail) after the V-11 stage may increase when a product containing dicamba (i.e. "Clarity", "Marksman") is applied to small corn under early stressful conditions. Be aware of this potential injury when applying tank mixes of Adapt™ Herbicide with dicamba to small corn (V-3 stage or smaller) under stressful conditions. See the **Mode of Action** section of this label for a description of these stressful conditions. To avoid severe crop injury or antagonism, do not tank mix Adapt™ Herbicide with "Basagran" or "Laddok", products containing 2,4-D, or with foliar-applied organophosphate insecticides such as, but not limited to "Lorsban", or products containing malathion or parathion. These products should be either applied at least seven days before, or three days after the application of Adapt™ Herbicide.

Do not exceed labeled application rates. Do not tank mix Adapt™ Herbicide with other products that contain the same active ingredient as Adapt™ Herbicide (nicosulfuron) unless the label of either tank-mix partner specifies the maximum rate that may be used.

TANK MIX COMPATIBILITY TESTING

Perform a jar test prior to tank mixing to ensure compatibility of Adapt™ Herbicide and other pesticides. Use a clear glass quart jar with lid and mix the tank-mix ingredients in their relative proportions. Invert the jar containing the mixture several times and observe the mixture for approximately 1/2 hour. If the mixture balls-up, forms flakes, sludges, gels, oily films or layers, or other precipitates, it is not compatible and the tank mix combination should not be used.

SEQUENTIAL APPLICATIONS OF ADAPT™ HERBICIDE

Annual grasses may have more than one flush of emerging seedlings. Also, regrowth of treated annual grasses may occur due to adverse environmental conditions following application. Perennial grasses may regrow from underground stems or roots, depending upon environmental conditions. To control grasses under these conditions, a sequential application of Adapt™ Herbicide may be necessary. The combined dosage of the sequential applications must not exceed 1 1/3 ounces per acre of Adapt™ Herbicide.

CULTIVATION

A timely cultivation may be necessary to control suppressed weeds, or weeds that emerge after an application of Adapt™ Herbicide. Optimum timing for cultivation is 7 to 14 days after application of Adapt™ Herbicide or upon seeing the establishment of new weeds.


CROP ROTATION

Rotational crops vary in their response to low concentrations of Adapt™ Herbicide remaining in the soil. Adapt™ Herbicide dissipates rapidly in warm, acidic, microbiologically active soils. The amount of Adapt™ Herbicide which may be present in the soil depends on application rate, soil pH, organic matter content, elapsed time since application, crop production practices, and environmental factors. Injury to rotational crops may occur in high-pH, cold soils if dry weather prevails between application and rotational crop planting. Consult your local MANA representative for additional guidelines.

Soil pH should be determined by laboratory analysis using the 1:1 soil:water suspension method on representative soil samples taken at 0 to 4" depth. Soil pH varies within fields; therefore, recropping should be based on the highest soil pH within each field. Consult local extension publications for recommended soil sampling procedures.

TABLE 7. PLANTING INTERVALS FOR ROTATIONAL CROPS FOLLOWING APPLICATION OF ADAPT™ HERBICIDE AT 1 1/3 OUNCES PER ACRE.

Soil pH Restriction	Rotational Crop	pH	Time Interval Before Planting (Months)
None	Corn (field, seed)	-	Anytime
None	Corn (pop, sweet) ¹	-	10
None	Soybeans	-	0.5 (15 days)
None	Cereals, spring (barley, oats, rye, wheat)	-	8
None	Cereals, winter (barley, oats, rye, wheat)	-	4
None	Cotton	-	10
None	Dry Beans, Peas, Snap Beans	-	10
None	Alfalfa ²	-	12
None	Red Clover ²	-	12
≤ 7.5	Sorghum	7.5	10
≤ 7.5	Sorghum ³	> 7.5	18 ³
≤ 7.5	Sunflowers ⁴	7.5	11 ⁴
≤ 7.5	Sunflowers	> 7.5	18
≤ 6.5	Sugarbeets ⁵	6.5	10
≤ 6.5	Sugarbeets ⁵	>6.5	18 ⁷
≤ 6.5	Potatoes ⁶	6.5	10
≤ 6.5	Potatoes ⁶	>6.5	18 ⁷
≤ 6.5	All other crops not listed above	6.5	10
≤ 6.5	All other crops not listed above	> 6.5	18



1. Except the sweet corn varieties "Carnival", "Carnival", and "Sweet Success", for which the minimum time interval is 15 months.
2. Except for the state of KS east of Highway 75, for MN east and south of the Red River Valley and for the states east of the line formed by the western borders of IA, MO, AR, and LA, where the minimum time interval is 10 months.
3. Except in TX and OK east of Highway 281, where the rotational interval is 10 months, regardless of pH.
4. Precipitation following application must exceed 14" prior to planting sunflowers.
5. Except on irrigated sites in CO, WY, NE, TX, MI, and OH, where precipitation following application must exceed 25" prior to planting beets, where the interval is 10 months on soils with pH < 7.5. Sites in MN east and south of the Red River Valley may follow these guidelines provided maximum rates of Adapt™ Herbicide do not exceed 0.67 oz.
6. Irrigated potatoes following irrigated corn treated in the states of WA, OR, ID, or UT can be planted 10 months after using Adapt™ Herbicide on sprinkler irrigated corn with no soil pH restrictions, providing the maximum use rate on corn does not exceed 1.0 ounce product per season. Corn treated with Adapt™ Herbicide must be grown to maturity and receive a minimum of 18 inches of irrigation water before potatoes can be planted at this rotation interval. Injury to potatoes may occur if less than 18 inches of irrigation is used on the previous corn crop. Adapt™ Herbicide may not be used in a tank mix or sequential application program with other ALS-inhibiting herbicides such as "Exceed" or "Beacon".
7. In ND and northwest of MN, the cumulative precipitation in the 18 months following application must exceed 28" in order to rotate to sugarbeets or potatoes.

Crop Rotation After Single Application: When a single application of Adapt™ Herbicide is applied per cropping season with a maximum use rate of 0.67 ounces per acre the crops listed in Table 8 may be planted after an interval of 10 months. Extend the rotational intervals to 12 months if drought conditions prevail after application of Adapt™ Herbicide and before the rotational crop is planted, unless more than 15" sprinkler irrigation were applied during the growing season.

TABLE 8. PLANTING INTERVALS FOR ROTATIONAL CROPS FOLLOWING ONE APPLICATION OF ADAPT HERBICIDE AT 2/3 OUNCES PER ACRE.

Soil pH Restriction	Rotational Crop	Time Interval Before Planting (Months)
None	Alfalfa ¹	10
None	Canola	10
None	Flax ²	10
None	Potato	10
None	Red Clover	10
None	Sunflower	10

1. On sprinkler irrigated fields in ID, UT, and Northern NV, it is best to use deep fall tillage such as plowing prior to planting alfalfa. Product degradation may be less on furrow irrigated soils and may result in some crop injury.
2. Extend the rotational intervals to 12 months if drought conditions prevail after application of Adapt™ Herbicide and before the rotational crop is planted, unless more than 15" sprinkler irrigation were applied during the growing season.


GENERAL PRECAUTIONS AND RESTRICTIONS

When using Adapt™ Herbicide, injury to or loss of adjacent sensitive crops, desirable trees or vegetation may result if the following are not observed:

- Do not apply or drain or flush equipment containing Adapt™ Herbicide on or near desirable trees or other plants, or on areas where their roots may extend, or in locations where the chemical may be washed or moved into contact with their roots.
- Do not use on lawns, walks, driveways, tennis courts, or similar areas.
- Prevent drift of spray to desirable plants.
- Do not contaminate any body of water.
- Thoroughly clean application equipment immediately after use of Adapt™ Herbicide. (See the **Equipment Cleanup** section of this label for instructions).

Specific Use Restrictions

1. Do not apply Adapt™ Herbicide to any crop other than the registered crops of corn grown for grain or seed, popcorn or sweetcorn.
2. Do not make more than two applications of Adapt™ Herbicide per cropping season.
3. Do not exceed 1 1/3 ounces of Adapt™ Herbicide per acre per season.
4. Do not apply Adapt™ Herbicide through any type of irrigation system.
5. Do not apply Adapt™ Herbicide by air in the states of New York and California.
6. Do not graze or feed forage, hay or straw from treated areas to livestock within 30 days of applications of fields treated with Adapt™ Herbicide.



15/15

STORAGE AND DISPOSAL

Do not contaminate water, foodstuffs, feed, or seed by storage or disposal.

PESTICIDE STORAGE: Store product in original container only.

PESTICIDE DISPOSAL: Wastes resulting from the use of this product may be disposed of on site or at an approved waste disposal facility.

CONTAINER DISPOSAL: Nonrefillable Container (flexible-bag-all weights): Nonrefillable container. Do not reuse or refill this container. Offer for recycling, if available. Dispose of sack in a sanitary landfill or by incineration, or, if allowed by State and local authorities, by burning. If burned, stay out of smoke.

Nonrefillable Container (rigid-fifty lbs. or less): Nonrefillable container. Do not reuse or refill this container. Offer for recycling, if available. Clean container promptly after emptying. Triple rinse as follows: Empty the remaining contents into application equipment or a mix tank. Fill the container ¼ full with water and recap. Shake for 10 seconds. Pour rinsate into application equipment or a mix tank or store rinsate for later use or disposal. Drain for 10 seconds after the flow begins to drip. Repeat this procedure two more times. Then offer for recycling or reconditioning, or puncture and dispose of in a sanitary landfill, or incineration, or, if allowed by State and local authorities, by burning. If burned, stay out of smoke.

Nonrefillable Container (rigid-greater than fifty lbs.): Nonrefillable container. Do not reuse or refill this container. Offer for recycling, if available. Clean container promptly after emptying. Triple rinse as follows: Empty the remaining contents into application equipment or a mix tank. Fill the container ¼ full with water. Replace and tighten closures. Tip container on its side and roll it back and forth, ensuring at least one complete revolution, for 30 seconds. Stand the container on its end and tip it back and forth several times. Turn the container over onto its other end and tip it back and forth several times. Empty the rinsate into application equipment or a mix tank or store rinsate for later use or disposal. Repeat this procedure two more times. Offer for recycling.

Refillable Container: Refillable container. Refill this container with thifensulfuron-methyl and tribenuron-methyl only. Do not reuse this container for any other purpose. Cleaning the container before final disposal is the responsibility of the person disposing of the container. Cleaning before refilling is the responsibility of the refiller. To clean the container before final disposal, empty the remaining contents from this container into application equipment or mix tank. Fill the container about 10 percent full with water. Agitate vigorously or recirculate water with the pump for 2 minutes. Pour or pump rinsate into application equipment or rinsate collection system. Repeat this rinsing procedure two more times.

FOR 24-HOUR EMERGENCY ASSISTANCE (SPILL, LEAK, OR FIRE), CALL INFOTRAC AT 1-800-535-5053.

LIMITATION OF WARRANTY AND LIABILITY

Read the entire directions for use, conditions of warranties and limitations of liability before using this product. If terms are not acceptable, return the unopened product container at once.

By using this product, user or buyer accepts the following **CONDITIONS, DISCLAIMER OF WARRANTIES and LIMITATIONS OF LIABILITY.**

CONDITIONS: The directions for use of this product are believed to be adequate and must be followed carefully. However, it is impossible to eliminate all risks associated with the use of this product. Crop injury, ineffectiveness or other unintended consequences may result because of such factors as weather conditions, presence of other materials, or the manner of use or application, all of which are beyond the control of Makhteshim Agan of North America, Inc. All such risks shall be assumed by the user or buyer.

DISCLAIMER OF WARRANTIES: To the extent consistent with applicable law, Makhteshim Agan of North America, Inc. makes no other warranties, express or implied, of merchantability or of fitness for a particular purpose or otherwise, that extend beyond the statements made on this label. No agent of Makhteshim Agan of North America, Inc. is authorized to make any warranties beyond those contained herein or to modify the warranties contained herein. To the extent consistent with applicable law, Makhteshim Agan of North America, Inc. disclaims any liability whatsoever for special, incidental or consequential damages resulting from the use or handling of this product.

LIMITATIONS OF LIABILITY: To the extent consistent with applicable law, the exclusive remedy of the user or buyer for any and all losses, injuries or damages resulting from the use or handling of this product, whether in contract, warranty, tort, negligence, strict liability or otherwise, shall not exceed the purchase price paid or at Makhteshim Agan of North America, Inc.'s election, the replacement of product.

Adapt™, MANA Parallel®, MANA Parallel® Plus, Adjourn™ are trademarks or registered trademarks of Makhteshim Agan of North America, Inc.

Silencer® and Fanfare® are registered trademarks of Makhteshim Chemical Works, Ltd.

DuPont™, ACCENT®, CINCH®, ASANA® AND LANNATE® are trademarks or registered trademarks of E.I. DuPont de Nemours and Company.

"Axiom", "Aztec", and "Balance" are trademarks or registered trademarks of Bayer CropScience.


"Basagran", "Clarity", "Counter", "Distinct", "Laddok", "Marksman", "Outlook", "Prowl" and "Thimet" are trademarks or registered trademarks of BASF Ag Products.

"Beacon", "Callisto", "Dual", "Exceed", "Force", "Lexar", "Lumax", and "Northstar" are trademarks or registered trademarks of Syngenta Crop Protection, Inc.

"Fortress" and "Impact" are registered trademarks of Amvac Chemical Corporation.

"Harness" is a registered trademark of Monsanto Technology LLC.

"Lorsban" and "Surpass" are registered trademarks of Dow AgroSciences LLC.



ADAPT™ HERBICIDE (66222-xxx) (Draft format) to EPA 11-19-2008