

PLEASE NOTE

**This image contains more than one label
approved for this product on this date.**

66222-160


12-11-2009

EGASCA #V JY FW

12287



UNITED STATES ENVIRONMENTAL PROTECTION AGENCY
WASHINGTON, D.C. 20460



OFFICE OF
PREVENTION, PESTICIDES AND
TOXIC SUBSTANCES

DEC 11 2009

Ms. Anne Stout
Product Registration
Maktheshim Agan of North America
MANA, Inc.
4515 Falls of Neuse Rd, Suite 300
Raleigh, NC 27609

SUBJECT: Application for Pesticide Notification (PRN 98-10)
Request Alternate Brand Name "Quali-Pro Quinclorac 75DF"
EPA Reg. No. 66222-160
Application Dated November 30, 2009

Dear Registrant:

The Agency is in receipt of your Application for Pesticide Notification under Pesticide Registration Notice (PRN) 98-10 dated 10/30/09 for the above product. The Registration Division (RD) has conducted a review of this request for its applicability under PRN 98-10 and finds that the action(s) requested fall within the scope of PRN 98-10. The label submitted with the application has been stamped "Notification" and will be placed in our records.

If you have any questions, please call me directly at 703-305-6249 or Owen F. Beeder of my staff at 703-308-8899.

Sincerely,

Linda Arrington
Notifications & Minor Formulations Team Leader
Registration Division (7505P)
Office of Pesticide Programs

2/11

Please read instructions on reverse before completing form.

Form Approved. OMB No. 2070-0060. Approval expires 2-28-95



United States
Environmental Protection Agency
Washington, DC 20460

<input type="checkbox"/>	Registration
<input type="checkbox"/>	Amendment
<input checked="" type="checkbox"/>	Other

OPP Identifier Number

Application for Pesticide - Section I

1. Company/Product Number MANA Quinclorac 75	2. EPA Product Manager James Tompkins	3. Proposed Classification <input checked="" type="checkbox"/> None <input type="checkbox"/> Restricted
4. Company/Product (Name) 66222-160	PM# 25	
5. Name and Address of Applicant (Include ZIP Code) Makhteshim Agan of North America, Inc. 4515 Falls of Neuse Rd, Suite 300 Raleigh NC 27609 <input type="checkbox"/> Check if this is a new address	6. Expedited Review. In accordance with FIFRA Section 3(c)(3) (b)(i), my product is similar or identical in composition and labeling to: EPA Reg. No. _____ Product Name _____	

Section - II

<input type="checkbox"/> Amendment - Explain below.	<input type="checkbox"/> Final printed labels in response to Agency letter dated _____
<input type="checkbox"/> Resubmission in response to Agency letter dated _____	<input type="checkbox"/> "Me Too" Application.
<input checked="" type="checkbox"/> Notification - Explain below.	<input type="checkbox"/> Other - Explain below.

Explanation: Use additional page(s) if necessary. (For section I and Section II.)

Alternate Brand Name: Quali-Pro Quinclorac 75 DF
This notification is consistent with the provisions of PR Notice 98-10 and EPA regulations at 40CFR 152.46, and no other changes have been made to the labeling or the confidential statement of formula for this product. I understand that it is a violation of 18 USC Sec. 1001 to willfully make any false statement to EPA. I further understand that if this notification is not consistent with the terms of PR Notice 98-10 and 40 CFR 152.46, this product may be in violation of FIFRA and I may be subject to enforcement action and penalties under Sections 12 and 14 of FIFRA.

Section - III

1. Material This Product Will Be Packaged In:				2. Type of Container	
Child-Resistant Packaging <input type="checkbox"/> Yes <input type="checkbox"/> No	Unit Packaging <input type="checkbox"/> Yes <input type="checkbox"/> No	Water Soluble Packaging <input type="checkbox"/> Yes <input type="checkbox"/> No	Metal Plastic Glass Paper Other (Specify) _____		
* Certification must be submitted		If "Yes" Unit Packaging wgt. No. per container	If "Yes" Package wgt. No. per container		
3. Location of Net Contents Information <input type="checkbox"/> Label <input type="checkbox"/> Container		4. Size(s) Retail Container		5. Location of Label Directions <input type="checkbox"/> on label	
6. Manner in Which Label is Affixed to Product <input type="checkbox"/> Lithograph <input type="checkbox"/> Paper glued <input type="checkbox"/> Stenciled			<input type="checkbox"/> Other _____		

Section - IV

1. Contact Point (Complete items directly below for identification of individual to be contacted, if necessary, to process this application.)		
Name Anne Stout	Title Registration Specialist	Telephone No. (Include Area Code) 901-861-4400
Certification I certify that the statements I have made on this form and all attachments thereto are true, accurate and complete. I acknowledge that any knowingly false or misleading statement may be punishable by fine or imprisonment or both under applicable law.		8. Date Application Received (Stamped)
2. Signature 	3. Title Registration Specialist	
4. Typed Name Anne Stout	5. Date 10-30-09	



October 30, 2009

Document Processing Desk (NOTIF)
Registration Division (7504P)
OPP, USEPA
Ariel Rios Building
1200 Pennsylvania Ave, NW
Washington DC 20460

Re: MANA Quinclorac 75: EPA Reg. No. 66222-160
Notification of Alternate Brand Name per PRN 98-10

To Whom It May Concern:

Maktheshim Agan of North America, Inc. is submitting a notification to add an alternate brand name for the product referenced above. The product will be marketed as **Quali-Pro Quinclorac 75DF**.

This notification is consistent with the provisions of PR Notice 98-10 and EPA regulations at 40CFR 152.46; no other changes have been made to the labeling or the confidential statement of formula for this product. I understand that it is a violation of 18 USC Sec. 1001 to wilfully make any false statement to EPA. I further understand that if this notification is not consistent with the terms of PR Notice 98-10 and 40 CFR 152.46, this product may be in violation of FIFRA and I may be subject to enforcement action and penalties under Sections 12 and 14 of FIFRA.

In support of this submission, the following administrative documents are attached:

- Application for registration (EPA Form 8570-1)
- One copy of labeling

Should you have any questions regarding this submission, please contact me at 901-861-4400 (annies@manainc.com) or Christie Hitchcock at 919-256-9342 (chitchcock@manainc.com).

Sincerely,

Anne Stout
Registration Specialist

Enclosures

4/11

Quali-Pro Quinclorac 75 DF

ACTIVE INGREDIENT:		% BY WT.
Quinclorac: 3,7-dichloro-8-quinolinecarboxylic acid.....		75.0%
OTHER INGREDIENTS:		25.0%
		TOTAL: 100.0%

EPA Reg. No. 66222-160

EPA Est. No. 37429-GA-001

Manufactured for:
Makhteshim Agan of North America, Inc.
4515 Falls of Neuse Rd., Suite 300
Raleigh, NC 27609

Net Weight: 1 LB.

KEEP OUT OF REACH OF CHILDREN CAUTION

FIRST AID	
IF SWALLOWED:	<ul style="list-style-type: none"> • Call poison control center or doctor immediately for treatment advice. • Have person sip a glass of water if able to swallow. • Do not induce vomiting unless told to do so by the poison control center or doctor. • Do not give anything by mouth to an unconscious person.
IF IN EYES:	<ul style="list-style-type: none"> • Hold eye open and rinse slowly and gently with water for 15-20 minutes. • Remove contact lenses, if present, after the first 5 minutes, then continue rinsing eye. • Call a poison control center or doctor for treatment advice.
IF IN SKIN OR CLOTHING:	<ul style="list-style-type: none"> • Take off contaminated clothing. • Rinse skin immediately with plenty of water for 15 to 20 minutes. • Call a poison control center or doctor for treatment advice.
IF INHALED:	<ul style="list-style-type: none"> • Move person to fresh air. • If person is not breathing, call 911 or an ambulance; then give artificial respiration, preferably by mouth to mouth, if possible. • Call a poison control center or doctor for treatment advice.
HOT LINE NUMBER	
Have the product container or label with you when calling a poison control center or doctor, or going for treatment. You may also contact Prosar at 1-877-250-9291 for emergency medical treatment information.	

PRECAUTIONARY STATEMENTS HAZARDS TO HUMANS AND DOMESTIC ANIMALS CAUTION

Harmful if swallowed. Causes moderate eye irritation. Avoid contact with eyes or clothing.

PERSONAL PROTECTIVE EQUIPMENT (PPE)

Some materials that are chemical resistant to this product are listed below. If you want more options, follow the instructions for category A on an EPA chemical resistance category selection chart.

Applicators and other handlers must wear:

- Long-sleeved shirt and long pants
- Chemical-resistant gloves such as butyl rubber ≥ 14 mils, natural rubber ≥ 14 mils, neoprene rubber ≥ 14 mils, or nitrile rubber ≥ 14 mils
- Shoes plus socks

Follow manufacturer's instructions for cleaning/maintaining PPE. If no such instructions for washables exist, use detergent and hot water. Keep and wash PPE separately from other laundry. Keep and wash PPE separately from other laundry.

ENGINEERING CONTROL STATEMENTS: When handlers use closed systems or enclosed cabs in a manner that meets the requirements listed in the Worker Protection Standard (WPS) for agricultural pesticides [40 CFR 170.240(d)(4-6)], the handler PPE requirements may be reduced or modified as specified in the WPS.

USER SAFETY RECOMMENDATIONS

Users should:

- Wash hands before eating, drinking, chewing gum, using tobacco, or using the toilet.
- Remove clothing/PPE immediately if pesticide gets inside. Then wash thoroughly and put on clean clothing.
- Remove PPE immediately after handling this product. Wash the outside of gloves before removing. As soon as possible, wash thoroughly and change into clean clothing.

ENVIRONMENTAL HAZARDS

This chemical has properties and characteristics associated with chemicals detected in groundwater. The use of this chemical where soils are permeable, particularly where the watertable is shallow, may result in groundwater contamination.

Do not apply directly to water, to areas where surface water is present, or to intertidal areas below the mean high water mark. Do not contaminate water by cleaning of equipment or disposal of rinsate.

DIRECTIONS FOR USE

It is a violation of Federal law to use this product in a manner inconsistent with its labeling. Do not apply this product in a way that will contact workers or other persons, either directly or through drift. Only protected handlers may be in the area during application. For any requirements specific to your State or Tribe, consult the agency responsible for pesticide regulation.

AGRICULTURAL USE REQUIREMENTS

Use this product only in accordance with its labeling and with the Worker Protection Standard, 40 CFR Part 170. This standard contains requirements for the protection of agricultural workers on farms, forests, nurseries, and greenhouses, and handlers of agricultural pesticides. It contains requirements for training, decontamination, notification, and emergency assistance. It also contains specific instructions and exceptions pertaining to the statements on this label about personal protective equipment (PPE) and restricted-entry interval. The requirements in this box only apply to uses of this product that are covered by the Worker Protection Standard.

Do not enter or allow worker entry into treated areas during the restricted-entry interval (REI) of 12 hours.

PPE required for early entry to treated areas that is permitted under the Worker Protection Standard and that involves contact with anything that has been treated such as plants, soil, and water is:

- Coveralls
- Chemical-resistant gloves such as butyl rubber ≥ 14 mils, natural rubber ≥ 14 mils, neoprene rubber ≥ 14 mils, or nitrile rubber ≥ 14 mils
- Shoes plus socks

NON-AGRICULTURAL USE REQUIREMENTS

The requirements in this box apply to uses of this product that are not within the scope of the Worker Protection Standard for agricultural pesticides (40 CFR Part 170). The WPS applies when this product is used to produce agricultural plants on farms, forests, nurseries, or greenhouses. Do not enter or allow others to enter until sprays have dried.

SPRAY DRIFT MANAGEMENT

Avoiding spray drift at the application site is the responsibility of the applicator. The interaction of many equipment- and weather-related factors determine the potential for spray drift. The applicator and the grower are responsible for considering all these factors when making decisions. The following drift management requirements must be followed to avoid off-target movement from aerial applications to agricultural field crops. These requirements do not apply to forestry applications, public health uses, or to applications using dry formulations.

1. The distance of the outer most nozzles on the boom must not exceed 3/4 the length of the wingspan or rotor.
2. Nozzles must always point backward parallel with the air stream and never be pointed downward more than 45 degrees. Where states have more stringent regulations, they must be observed.

The applicator should be familiar with and take into account the information covered in the aerial drift reduction advisory information presented below.

Importance of Droplet Size

The most effective way to reduce drift potential is to apply large droplets. The best drift management strategy is to apply the largest droplets that provide sufficient coverage and control. Applying larger droplets reduces drift potential, but will not prevent drift if applications are made improperly, or under unfavorable environmental conditions (See Wind, Temperature and Humidity, and Temperature Inversion sections of this label).

Controlling Droplet Size

- **Volume**-Use high flow rate nozzles to apply the highest practical spray volume. Nozzles with higher rated flows produce larger droplets. Apply Quali-Pro Quinclorac 75 DF in 3-10 gallons of spray volume per acre.
- **Pressure**-Use the lower spray pressures recommended for the nozzle. Higher pressure reduces droplet size and does not improve canopy penetration. WHEN HIGHER FLOW RATES ARE NEEDED, USE HIGHER FLOW RATE NOZZLES INSTEAD OF INCREASING PRESSURE. Use a maximum of 40 psi (measured at the boom, not at the pump or in the line).
- **Number of Nozzles**-Use the minimum number of nozzles with the highest flow rate that provide uniform coverage.
- **Nozzle Orientation**-Orienting nozzles so that the spray is released backward (the downward angle of the nozzles on fixed wing aircraft should not be greater than 20°) or parallel to the airstream on helicopters, will produce larger droplets than other orientations. Significant deflection from horizontal will reduce droplet size and increase drift potential.
- **Nozzle Type**-Use a nozzle type that is designed for the intended application. With most nozzle types, narrower spray angles produce larger droplets. Consider using low-drift nozzles. Some nozzle examples are CP Lund or flat fans with angles of 25°-65°. Solid stream nozzles oriented straight back produce larger droplets than other nozzle types. If using nozzle screens, do not use screens finer than the 50-mesh size as nozzle plugging is possible.
- **Boom Length**-For some use patterns, reducing the effective boom length to less than 3/4 of the wingspan or rotor length may further reduce drift without reducing swath width.
- **Application Height**-Applications may not be made at a height greater than 10 feet above the top of the largest plants unless a greater height is required for aircraft safety. Making applications at the lowest height that is safe reduces exposure of droplets to evaporation and wind.

Swath Adjustment

When applications are made with a crosswind, the swath will be displaced downwind. Therefore, on the up and downwind edges of the field, the applicator must compensate for this displacement by adjusting the path of the aircraft upwind. Swath adjustment distance should increase with increasing drift potential (higher wind, smaller drops, etc.).

Wind

Drift potential is lowest between wind speeds of 2-10 mph; however, many factors including droplet size and equipment type determine drift potential at any given speed. Application may be avoided below 2 mph due to variable wind direction and high inversion potential. Do not apply Quali-Pro Quinclorac 75 DF when wind is blowing more than 8 mph. Note: Local terrain can influence wind patterns. Every applicator should be familiar with local wind patterns and how they affect drift.

Temperature and Humidity

When making applications in low relative humidity, set up equipment to produce larger droplets to compensate for evaporation. Droplet evaporation is most severe when wind conditions are both hot and dry.

Temperature Inversions

Applications may not occur during a temperature inversion because drift potential is high. Temperature inversions restrict vertical air mixing, which causes small, suspended droplets to remain in a concentrated cloud. This cloud can move in unpredictable directions due to the light variable winds common during inversions. Temperature inversions are characterized by increasing temperatures with altitude and are common on nights with limited cloud cover and light to no wind. They begin to form as the sun sets and often continue into the morning. Their presence can be indicated by ground fog; however, if fog is not present, inversions can also be identified by the movement of smoke from a ground source or an aircraft smoke generator. Smoke that layers and moves laterally in a concentrated cloud (under low wind conditions) indicates an inversion while smoke that moves upward and rapidly dissipates indicates good vertical air mixing.

Sensitive Areas

This pesticide may only be applied when the potential for drift to adjacent sensitive areas (e.g., residential areas, bodies of water, known habitat for threatened or endangered species, nontarget crops) is minimal (e.g., when wind is blowing away from the sensitive areas).

NONCROP AREAS

(Roadsides, Fencelines and Rights-of-Way)

Noncrop areas that may be treated with Quali-Pro Quinclorac 75 DF include fence lines, roadsides, highway medians, utilities, railroad and pipeline rights-of-way. Quali-Pro Quinclorac 75 DF controls certain weeds in the Noxious Weed Control Programs, Districts or Areas when applied by broadcast application or as spot treatments. Refer to Table 1 for weeds controlled. For annual weeds, use 5.3 – 8.0 oz of Quali-Pro Quinclorac 75 DF per acre or for perennial weeds, use 8.0 – 16.0 oz per acre. Do not exceed a total of 16.0 oz of Quali-Pro Quinclorac 75 DF per acre per calendar year. For bindweed control with MANA Quinclorac 75, refer to the section of this label entitled **FIELD AND HEDGE BINDWEED CONTROL DIRECTIONS** for additional use directions.

NonCrop Tank Mixes: Other registered products such as those listed below may be tank mixed with MANA Quinclorac 75. Before using other products in combination with MANA Quinclorac 75, read and follow the restrictions and limitations and directions for use on all products' labels. The most restrictive labeling applies to tank mixes.

- 2,4-D
- Clarity® (dicamba)
- Distinct® (diflufenzopyr + dicamba)
- Roundup® RT (glyphosate)
- Roundup® Ultra (glyphosate)

TURFGRASS

Used as a postemergence spray, Quali-Pro Quinclorac 75 DF controls many broadleaf and grass weeds in turfgrasses growing in sites including, but not limited to, grounds or lawns around residential and commercial establishments, multi-family dwellings, military and other institutions, parks, airports, roadsides, schools, picnic grounds, athletic fields, houses of worship, cemeteries, golf courses, and sod farms (except Arizona).

The weed foliage and roots absorb Quali-Pro Quinclorac 75 DF and translocate it throughout the weed. Treated weeds will show signs of leaf and stem curling or twisting, stunting, change color from green to white (chlorosis), finally to red, and become necrotic before finally dying. Refer to the tables below for information on **WEEDS CONTROLLED** and **TOLERANT TURFGRASS SPECIES**.

Restrictions and Limitations

- **DO NOT** apply more than 2 pounds of Quali-Pro Quinclorac 75 DF per acre per year (equivalent to 0.73 oz per 1000 sq ft per year or 1.5 lbs ai per acre per year).
- **DO NOT** apply to golf course collars or greens.
- **DO NOT** make applications of Quali-Pro Quinclorac 75 DF to turfgrass under stress from drought. Optimum results are obtained if weeds are not under stress from lack of water, excessive water, low fertility, mowing shock, excessive hot or cold temperatures, or injury from other herbicide applications.
- **DO NOT** apply to fine fescue unless it is part of a seed blend.
- **DO NOT** apply to Bahiagrass, carpetgrass, St. Augustinegrass, Centipedegrass, dichondra, or lawns or turf where desirable clovers are present.
- **DO NOT** apply within 4 weeks after seedling emergence of Kentucky bluegrass, creeping bentgrass, fine fescue blends, and perennial ryegrass.
- **DO NOT** apply to exposed feeder roots of trees or ornamentals. Be particularly careful within the drip line of trees and other ornamental species.
- **DO NOT** apply into any ornamental bed.
- **DO NOT** use clippings as mulch or compost around flowers, ornamentals, trees, or in vegetable gardens.
- **DO NOT** plant eggplant or tobacco within 12 months on fields treated with MANA Quinclorac 75.
- **DO NOT** plant tomatoes or carrots within 24 months on fields treated with MANA Quinclorac 75.
- **DO NOT** apply when conditions favor drift from target area. Apply when wind speed is less than 10 mph as drift may cause damage or death of nontarget area vegetation.
- Use a lawn-type sprayer with coarse spray to reduce drift from wind.
- Avoid spray mist from contacting vegetables, flowers, ornamentals, shrubs, trees, and other desirable plants, especially plants belonging to the *Solanaceae* family (tomatoes, eggplant, and bell peppers). **DO NOT** pour spray solutions near these plants.
- **DO NOT** use to formulate or reformulate any other pesticide product which is not registered by EPA.
- Do not apply by air or through any type of irrigation equipment.

APPLICATION INFORMATION

Use broadcast or spot sprays to apply Quali-Pro Quinclorac 75 DF postemergence to actively growing weeds. The use rates and tolerant turfgrasses are listed in the tables below. **DO NOT** apply more than the labeled rates. Follow all use restrictions listed above under **Restrictions and Limitations**.

711

Mowing: DO NOT MOW 2 DAYS BEFORE OR AFTER APPLYING MANA Quinclorac 75. This practice will maximize weed control and minimize potential turf injury. Leave clippings from the first three mowings on the treated area.

Irrigation and Rainfall: If soil is dry before a Quali-Pro Quinclorac 75 DF application, irrigation of the turfgrass may improve weed control. For best results, DO NOT water or irrigate for 24 hours after a Quali-Pro Quinclorac 75 DF application. Irrigate the treated turfgrass with at least ½ inch of water 2 to 7 days after application if no rainfall is received within that period.

TOLERANT TURFGRASS SPECIES (ESTABLISHED)

Highly Tolerant	Moderately Tolerant	Susceptible
Bermudagrass, Common*	Bentgrass, Creeping*	Bahiagrass
Bluegrass, Annual	Bermudagrass, Hybrid*	Bentgrass, Colonial
Bluegrass, Kentucky	Bluegrass, Rough (<i>Poa trivialis</i>)	Bentgrass, Seaside
Buffalograss	Fescue, Chewing's	Centipedegrass
Fescue, Tall	Fescue, Fine**	Dichondra
Ryegrass, Annual	Fescue, Hard	St. Augustinegrass
Ryegrass, Perennial	Fescue, Red	
Zoysiagrass	Paspalum, Seashore	

* To reduce yellowing on these species, add chelated iron or sprayable soluble nitrogen fertilizers (refer to the ADJUVANTS section below).
 ** Apply Quali-Pro Quinclorac 75 DF herbicide to fine fescue only when it is part of a blend. DO NOT use on golf course greens and collars. See additional information for fine fescue in blends under the section on SEEDING, OVERSEEDING, AND SPRIGGING.

ADJUVANTS

To achieve consistent weed control, include an adjuvant in the spray solution with MANA Quinclorac 75. Applied in combination with MANA Quinclorac 75, adjuvants may cause slight turfgrass leaf burn; however, new growth will resume, and turf vigor is not reduced. To prevent leaf burn and turfgrass damage, do not apply Quali-Pro Quinclorac 75 DF when relative humidity and temperatures are high. Keep the mowing heights higher to avoid turf stress and the possibility of turf injury. Some turfgrass species will be less affected by leaf burn or yellowing if a chelated iron or sprayable soluble nitrogen fertilizer is added to the Quali-Pro Quinclorac 75 DF tank solution.

The preferred adjuvant is methylated seed oil (MSO). DynAmic® Lesco Spreader Sticker®, LI-700®, Surf King® Spreader, Target Pro® Spreader or Thoroughbred® may also be used, but under some environmental conditions, phytotoxicity or less than optimal efficacy may be observed. When an adjuvant is to be used with this product, Makhteshim Agan of North America, Inc. suggests the use of a Chemical Producers and Distributors Association certified adjuvant.

Before selecting a methylated seed oil to use with MANA Quinclorac 75, be sure that the MSO:

- is nonphytotoxic
- contains only EPA-exempt ingredients
- provides good mixing quality in the **Compatibility Test for Tank Mixtures** (below)
- has been successful under local experience
- contains emulsifiers to provide good mixing quality

DO NOT include additives when tank mixing with emulsifiable concentrate (EC) products as this may cause phytotoxicity. Consult your local Makhteshim Agan of North America, Inc. representative or distributor for instructions for your area.

TURFGRASS TANK MIXES WITH QUALI-PRO QUINCLORAC 75 DF

Before using other products in combination with MANA Quinclorac 75, read and follow the **Restrictions and Limitations and Directions for Use** on all products' labels. Follow the most restrictive label. Consult tolerant turfgrass species on all labels. Do not tank mix with Quali-Pro Quinclorac 75 DF if all target weeds are not at the correct growth stage for treatment at the same time—in that case, make separate applications of the herbicides.

The spectrum of control of broadleaf weed species can be increased with Quali-Pro Quinclorac 75 DF in a tank mix with 2,4-D, triclopyr, MCPA, MCPP, Three Way®, Trimec®, or other broadleaf herbicides.

Extended residual control of annual grasses is achieved with Quali-Pro Quinclorac 75 DF in a tank mix with pendimethalin or PRE-M® herbicides.

Applications of Quali-Pro Quinclorac 75 DF in a tank mix with Basagran® SG, Basagran T/O, Lescogran® herbicides, or Image® 70 DG herbicide, or MSMA can control sedge.

Some grassy weeds such as Bahiagrass or kikuyugrass are controlled by Quali-Pro Quinclorac 75 DF and MSMA tank mixes.

Quali-Pro Quinclorac 75 DF tank mixes with other pesticides (fungicides, herbicides, insecticides, or miticides), additives, or fertilizers (except where noted above) have the potential for physical incompatibility, reduced weed control, or turf injury.

Before preparing a tank mix of Quali-Pro Quinclorac 75 DF with another product, perform the test **Compatibility Test for Tank Mixtures**.

SEEDING, OVERSEEDING, AND SPRIGGING

Quali-Pro Quinclorac 75 DF will not significantly interfere with turfgrass seed germination and growth of those grass types identified as tolerant or moderately tolerant in the **WEEDS CONTROLLED** table if applied before or after seeding or overseeding a turf area.

Because different bermudagrass seeds may have different germination characteristics, check the germination vigor of your seeded hybrid bermudagrass before using Quali-Pro Quinclorac 75 DF before, at seeding, and 7 days after seeding.

Additional information on the timing of Quali-Pro Quinclorac 75 DF applications in seeding, overseeding, or sprigging situations is found in the table below.

SEEDING, OVERSEEDING, AND SPRIGGING TIMING CHART ¹ (SEE FOOTNOTE 1)					
TURFGRASS VARIETY	Before Seeding ²	At Seeding	7 Days After Emergence	14 Days After Emergence	28 Days After Emergence
Annual Bluegrass	√	√	√	√	√
Annual Ryegrass	√	√	√	√	√
Buffalograss	√	√	√	√	√
Common Bermudagrass ³ (for sprigging see footnote 3)	√	√	√	√	√
Creeping Bentgrass	√	NO	NO	NO	√
Fine Fescue (in blend)	√	NO	NO	NO	√
Hybrid Bermudagrass ³ (for sprigging see footnote 3)	√	√	√	√	√
Kentucky Bluegrass	√	NO	NO	NO	√
Perennial Ryegrass	√	√	NO	NO	√
Seashore Paspalum ^{3,4} (for sprigging see footnote 3)	NO	NO	NO	√	√
Tall Fescue	√	√	√	√	√
Zoysiagrass ³ (for sprigging see footnote 3)	√	√	√	√	√

¹ Note: √ = acceptable timing for Quali-Pro Quinclorac 75 DF applications. Time applications around the seeding operations using the above table as a reference point. Do not use an adjuvant or additive when Quali-Pro Quinclorac 75 DF herbicide applications are made on newly emerged turf seedlings until 28 days after emergence (except in the case of seashore paspalum). Apply Quali-Pro Quinclorac 75 DF at an application rate of 0.367 oz/1000 sq ft to all turfgrass species listed in this table except for seashore paspalum.

² Apply Quali-Pro Quinclorac 75 DF seven days or more before seeding.

³ Use Quali-Pro Quinclorac 75 DF at any time prior to, at, or after sprigging as indicated by turfgrass species in this table.

⁴ Make applications of 0.18 oz to 0.367 oz Quali-Pro Quinclorac 75 DF per 1000 sq ft at the times indicated in this table.

DIRECTIONS FOR MIXING QUALI-PRO QUINCLORAC 75 DF

Follow the directions below to mix Quali-Pro Quinclorac 75 DF either alone or with tank mix partners. Directions are provided for ground application equipment and for backpack sprayers. Before mixing Quali-Pro Quinclorac 75 DF with other products, conduct a compatibility test to determine if the spray solution is stable. Follow the directions in the section **Compatibility Test for Tank Mixtures** below. If tank mixing with products in water-soluble pouches, allow pouches to dissolve before agitation.

Ground Driven Sprayer:

1. Use only spray tanks that have been cleaned prior to use.
2. Add 1/4 to 3/4 the amount of required water to the spray tank.
- 3A. For Quali-Pro Quinclorac 75 DF alone:
 - Make a premix (1 part Quali-Pro Quinclorac 75 DF + 2 parts water) or slowly add Quali-Pro Quinclorac 75 DF to the partially filled tank.
 - Begin agitation until completely dispersed.
 - Add the remaining amount of water to the tank and agitate to ensure a uniform distribution.
 - Continue agitation until spraying is completed. If the spray solution is allowed to settle, re-agitate thoroughly to resuspend the mixture and then continue spray operations.
- 3B. For Quali-Pro Quinclorac 75 DF and Wettable Powder Formulations (WP):
 - Slowly add the required amount of Quali-Pro Quinclorac 75 DF to the partially filled tank.
 - Begin agitation until completely dispersed.
 - Make a slurry of the WP (1 part WP + 2 parts water) then add to the spray tank and agitate.
 - Add the remaining amount of water to the tank and agitate to ensure a uniform distribution.
 - Continue agitation until spraying is completed. If the spray solution is allowed to settle, re-agitate thoroughly to resuspend the mixture and then continue spray operations.
- 3C. For Quali-Pro Quinclorac 75 DF and Flowable Formulations (F):
 - Slowly add the required amount of Quali-Pro Quinclorac 75 DF to the partially filled tank.
 - Begin agitation until completely dispersed.
 - Make a slurry of the F formulation (1 part F + 2 parts water) then add to the spray tank and agitate.
 - Add the remaining amount of water to the tank and agitate to ensure a uniform distribution.
 - Continue agitation until spraying is completed. If the spray solution is allowed to settle, re-agitate thoroughly to resuspend the mixture and then continue spray operations.
- 3D. For Quali-Pro Quinclorac 75 DF and Emulsifiable Concentrate Formulations (EC):
 - Slowly add the required amount of Quali-Pro Quinclorac 75 DF to the partially filled tank.
 - Begin agitation until completely dispersed.
 - Make a premix of the EC (1 part EC + 2 parts water) then add to the spray tank and agitate.
 - Add the remaining amount of water to the tank and agitate to ensure a uniform distribution.

9/11-

- Continue agitation until spraying is completed. If the spray solution is allowed to settle, re-agitate thoroughly to resuspend the mixture and then continue spray operations.
- 3E. For Quali-Pro Quinclorac 75 DF and Dry Flowable (Water Dispersible Granule) Formulations (WDG):**
- Slowly add the required amount of Quali-Pro Quinclorac 75 DF to the partially filled tank.
 - Begin agitation until completely dispersed.
 - Make a premix of the WDG (1 part WDG + 2 parts water) then add to the spray tank and agitate.
 - Add the remaining amount of water to the tank and agitate to ensure a uniform distribution.
 - Continue agitation until spraying is completed. If the spray solution is allowed to settle, re-agitate thoroughly to resuspend the mixture and then continue spray operations.

Backpack Sprayer:

1. Use only spray tanks that have been cleaned from previous uses.
2. Add 1/2 the amount of required water to the spray tank.
3. Add the required amount of Quali-Pro Quinclorac 75 DF to the partially filled tank.
4. Replace the cap and agitate to completely mix the contents.
5. **Liquid Fertilizers:** add the desired amount of fertilizer product.
6. Remove the cap and add the remaining amount of water to the tank. Replace the cap and agitate to ensure a uniform distribution.
7. During the spray operation, re-agitate the mixture occasionally to ensure that the product does not settle out. If the spray solution is allowed to settle, re-agitate thoroughly to resuspend the mixture and then continue spray operations.

Liquid Fertilizers: When mixing with liquid fertilizers, perform a simple jar test with small quantities of tank mix components to ensure compatibility. Add the required amount of Quali-Pro Quinclorac 75 DF to a half-filled tank while agitating and then add the fertilizer product. Complete filling spray tank to desired level.

Compatibility Test for Tank Mixtures

Carry out this test using a one-quart jar. Add the ingredients in the order listed below. Calculate the amount to add to a one-quart jar using the following guidelines:

- For dry products applied at 1 lb per acre, add 2 teaspoons to a one-quart jar.
 - For liquid products applied at 1 pint per acre, add 1 teaspoon to a one-quart jar.
1. **Water:** For a spray volume of 20 gallons per acre, add 3.3 cups (800 ml) of water. Adjust the volume accordingly if other spray volumes are planned. Use water from the intended source at the source temperature.
 2. **Water-soluble packages:** Slit one of the bags just wide enough for a teaspoon to remove the sample. If compatible, use the opened bag first when preparing a tank mix solution. Boron-containing fertilizers can be incompatible with water-soluble bags. Include water-soluble bags if a boron fertilizer is intended to be used. Cap the jar and invert 10 times.
 3. **Water-Dispersible (WG) products** (such as dry flowables (DF) including MANA Quinclorac 75, wettable powders (WP), suspension concentrates (SC), or suspoemulsions): Cap the jar and invert 10 times.
 4. **Water-soluble products** (such as Basagran[®] T/O herbicide): Cap the jar and invert 10 times.
 5. **Emulsifiable concentrates or methylated seed oil:** Cap the jar and invert 10 times.
 6. **Water-soluble additives:** Cap the jar and invert 10 times.

Let the test mixture stand for 15 minutes and then evaluate for uniformity and stability. If the mixture in the jar forms crystals, flakes, sludge, gels, oily films, or layers, the components are NOT compatible. WG or WP products may result in a fine precipitate that is easily resuspended which is normal; however, if large non-dispersible particles (>300 microns) precipitate on standing, this indicates that the tank mix is not compatible. **DO NOT** use any spray solution that could clog spray nozzles.

Spraying Instructions for MANA Quinclorac 75

Make applications of Quali-Pro Quinclorac 75 DF with properly calibrated ground equipment. Apply in a minimum of 20 gallons of water per acre (or a minimum of 0.5 gallons per 1000 sq ft) at pressures between 20 and 40 psi to provide uniform spray distribution.

Make sure the spray tank is continuously agitated during the application. Use nozzle screens which are no finer than 50 mesh (100 mesh is finer than 50 mesh). The use of flat fan, flood or cone nozzles is permitted, and arrange the nozzles to provide a thorough, uniform coverage of turfgrass and weeds. Adjust the boom height, nozzle selection, and pressure to provide uniform coverage and to minimize spray drift.

Check sprayer routinely to determine proper calibration.

Avoid overlaps as these lead to applying higher rates than allowed.

Do not apply if weather conditions favor drift from treated areas.

Spot Applications: Use 0.367 oz Quali-Pro Quinclorac 75 DF per 1,000 sq ft of treated area for postemergence spot applications to susceptible weeds in tolerant turfgrass. Apply in at least 1 gallon spray mix per 1000 sq ft to ensure thorough, uniform spray coverage.

Apply Quali-Pro Quinclorac 75 DF to newly germinated 1-2 leaf crabgrass, to 1-tiller crabgrass, and when crabgrass has matured to 5 tillers or greater. In some situations, applications of Quali-Pro Quinclorac 75 DF made to annual grasses 2-4 tiller may not provide complete control. In such cases, apply Quali-Pro Quinclorac 75 DF as a sequential application for grass control.

Use the table below for use rates and mixing directions.

SPOT APPLICATIONS WITH Quali-Pro Quinclorac 75 DF		
Spray Mix Volume (gallons)	Amount of Quali-Pro Quinclorac 75 DF Product in Tablespoons	Amount of MSO Adjuvant in Tablespoons
1	1	2
2	2	4
3	3	6

Spray Equipment Cleaning Procedure

Use a strong detergent or commercial sprayer cleaner according to the manufacturer's directions to clean the application equipment thoroughly before and after applying this product.

APPLICATION RATES

Refer to the **WEEDS CONTROLLED** table for the grasses and broadleaf weeds controlled by Quali-Pro Quinclorac 75 DF and for other weed-specific use directions.

Broadcast Applications:

- Apply 1 lb Quali-Pro Quinclorac 75 DF per acre (equivalent to 0.367 oz per 1000 sq ft or 0.75 lb ai/acre).

Spot Applications:

- Apply 0.367 oz of Quali-Pro Quinclorac 75 DF per 1000 sq ft of treated area. Refer to footnotes in the WEEDS CONTROLLED table and directions for application to creeping Bentgrass.

Additives:

- Apply 1.5 pints of methylated seed oil per acre (0.55 oz per 1000 sq ft) with Quali-Pro Quinclorac 75 DF applications.

Creeping Bentgrass:

- Make 2 to 3 split applications of Quali-Pro Quinclorac 75 DF at 0.123 to 0.245 oz per 1000 sq ft. Do not exceed 2 lbs of Quali-Pro Quinclorac 75 DF per acre per season (equivalent to 1.5 lb ai/A). The application(s) should be made at 21-day intervals.
- Include methylated seed oil at 0.55 oz per 1000 sq ft (1.5 pints per acre). To reduce yellowing on creeping bentgrass, add chelated iron or sprayable soluble nitrogen fertilizers (refer to the **ADJUVANTS** section). **DO NOT** use on golf course greens and collars. See additional information for creeping bentgrass under the section on **SEEDING, OVERSEEDING, AND SPRIGGING**.

WEEDS CONTROLLED

Grasses Controlled

Common Name (Scientific Name)

- Barnyardgrass (*Echinochloa crusgalli*)
- Crabgrass, Large (*Digitaria sanguinalis*)^{1,4}
- Crabgrass, Smooth (*Digitaria ischaemum*)^{1,4}
- Foxtail, Giant (*Setari faberi*)¹
- Foxtail, Green (*Setari viridis*)¹
- Foxtail, Yellow (*Setari glauca*)¹
- Kikuyugrass (*Pennisetum clandestinum*)^{2,3}
- Signalgrass, Broadleaf (*Brachiaria platyphylla*)¹
- Torpedograss (*Panicum repens*)³

Broadleaf Weeds Controlled

Common Names (Scientific Name)

- Bindweed, Field (*Convolvulus arvensis*)
- Clover, Hop (*Trifolium aureum* Pollich)
- Clover, Red (*Trifolium pretense*)
- Clover, White (*Trifolium repens*)
- Daisy, English (*Bellis perenne*)^{2,5}
- Dandelion, Common (*Taraxacum officinale*)²
- Dollarweed (*Hydrocotyle umbellata*)
- Geranium, Carolina (*Geranium carolinium*)
- Medic, Black (*Medicago lupulina*)
- Morningglory spp. (*Ipomea* sp.)
- Speedwell, Common (*Veronica officinalis*)
- Speedwell, Slender (*Veronica filiformis*)
- Speedwell, Thymeleaf (*Veronica serpyllifolia*)
- Violet, Wild (*Viola* sp.)

¹Complete control may not be achieved under certain conditions when Quali-Pro Quinclorac 75 DF is applied to annual grasses at 2 - 4 tiller stage. In these cases, make a sequential application for grass control. For best results, apply Quali-Pro Quinclorac 75 DF + methylated seed oil either before the second tiller stage or as the weed grasses mature.

²For these weeds, the use of a tank mix partner or sequential application will be required.

³For these weeds, apply 0.245 oz of Quali-Pro Quinclorac 75 DF per 1,000 sq ft as 3 sequential applications at 14 - 21 day intervals.

⁴In California, some large and smooth crabgrass biotypes have shown varied responses to MANA Quinclorac 75. If failure to control this weed occurs following a full or split application, **DO NOT** reapply MANA Quinclorac 75. Instead, use a herbicide with a different mode of action.

⁵**DO NOT USE** to control this weed in California.

STORAGE AND DISPOSAL

DO NOT contaminate water, food, or feed by storage and disposal.

PESTICIDE STORAGE: Store in a cool, dry and well ventilated area. DO NOT store under wet conditions.

PESTICIDE DISPOSAL: Wastes resulting from the use of this product must be disposed of on site or at an approved waste disposal facility.

CONTAINER HANDLING:

Nonrefillable Container (flexible-bag-all weights): Nonrefillable container. Do not reuse or refill this container. Completely empty bag into application equipment. Then offer for recycling, if available, or dispose of empty bag in a sanitary landfill or by incineration or, if allowed by state and local authorities, by burning. If burned, stay out of smoke.

Nonrefillable Container (rigid-fifty lbs or less): Nonrefillable container. Do not reuse or refill this container. Offer for recycling, if available. Clean container promptly after emptying. Triple rinse as follows: Empty the remaining contents into application equipment or a mix tank. Fill the container ¼ full with water and recap. Shake for 10 seconds. Pour rinsate into application equipment or a mix tank or store rinsate for later use or disposal. Drain for 10 seconds after the flow begins to drip. Repeat this procedure two more times. Then offer for recycling or reconditioning, or puncture and dispose of in a sanitary landfill, or incineration, or, if allowed by state and local authorities, by burning. If burned, stay out of smoke.

Nonrefillable Container (rigid-greater than fifty lbs): Nonrefillable container. Do not reuse or refill this container. Offer for recycling, if available. Clean container promptly after emptying. Triple rinse as follows: Empty the remaining contents into application equipment or a mix tank. Fill the container ¼ full with water. Replace and tighten closures. Tip container on its side and roll it back and forth, ensuring at least one complete revolution, for 30 seconds. Stand the container on its end and tip it back and forth several times. Turn the container over onto its other end and tip it back and forth several times. Empty the rinsate into application equipment or a mix tank or store rinsate for later use or disposal. Repeat this procedure two more times. Then offer for recycling or reconditioning, or puncture and dispose of in a sanitary landfill, or incineration, or, if allowed by state and local authorities, by burning. If burned, stay out of smoke.

Refillable Container: Refillable container. Refill this container with quinclorac only. Do not reuse this container for any other purpose. Cleaning the container before final disposal is the responsibility of the person disposing of the container. Cleaning before refilling is the responsibility of the refiller. To clean the container before final disposal, empty the remaining contents from this container into application equipment or mix tank. Fill the container about 10 percent full with water. Agitate vigorously or recirculate water with the pump for 2 minutes. Pour or pump rinsate into application equipment or rinsate collection system. Repeat this rinsing procedure two more times.

LIMITATION OF WARRANTY AND LIABILITY

Read the entire directions for use, conditions of warranties and limitations of liability before using this product. If terms are not acceptable, return the unopened product container at once.

By using this product, user or buyer accepts the following **CONDITIONS, DISCLAIMER OF WARRANTIES and LIMITATIONS OF LIABILITY.**

CONDITIONS: The directions for use of this product are believed to be adequate and must be followed carefully. However, it is impossible to eliminate all risks associated with the use of this product. Crop injury, ineffectiveness, or other unintended consequences may result because of such factors as weather conditions, presence of other materials, or the manner of use or application, all of which are beyond the control of Makhteshim Agan of North America, Inc. All such risks shall be assumed by the user or buyer.

DISCLAIMER OF WARRANTIES: To the extent consistent with applicable law, Makhteshim Agan of North America, Inc. makes no other warranties, express or implied, of merchantability or of fitness for a particular purpose or otherwise, that extend beyond the statements made on this label. No agent of Makhteshim Agan of North America, Inc. is authorized to make any warranties beyond those contained herein or to modify the warranties contained herein. To the extent consistent with applicable law, Makhteshim Agan of North America, Inc. disclaims any liability whatsoever for special, incidental or consequential damages resulting from the use or handling of this product.

LIMITATIONS OF LIABILITY: To the extent consistent with applicable law, the exclusive remedy of the user or buyer for any and all losses, injuries or damages resulting from the use or handling of this product, whether in contract, warranty, tort, negligence, strict liability or otherwise, shall not exceed the purchase price paid or at Makhteshim Agan of North America, Inc.'s election, the replacement of product.

Clarity® and Distinct® are registered trademarks of BASF Corporation.

Basagran® is a registered trademark of BASF AG.

Roundup® is a registered trademark of Monsanto Company.

Image is a registered trademark of Central Garden and Pet Company.

Surf King® and Thoroughbred® are registered trademarks of Estes.

DyneAmic® is a registered trademark of Helena Chemical Company.

PRE-M®, Lescogran®, Lesco Spreader Sticker® and Three Way® are registered trademarks of Lesco, LLC.

Trimec® is a registered trademark of PBI-Gordon Corporation.

Target Pro® is a registered trademark of Target.

LI-700® is a registered trademark of United Horticultural Supply.

Quali-Pro Quinclorac 75 DF (66222-160)(EPA app 10-19-09)(ABN 10-30-09)

NEXT

LABEL


66222-160
EG AS CH KV JY 74

12-11-2009

1/9
12786



UNITED STATES ENVIRONMENTAL PROTECTION AGENCY



OFFICE OF
PREVENTION, PESTICIDES AND
TOXIC SUBSTANCES

DEC 11 2009

Ms. Anne Stout
Product Registration
Maktheshim Agan of North America
MANA, Inc.
4515 Falls of Neuse Rd, Suite 300
Raleigh, NC 27609

SUBJECT: Application for Pesticide Notification (PRN 98-10)
Request Alternate Brand Name "Ryzon™ 75DF"
EPA Reg. No. 66222-160
Application Dated November 30, 2009

Dear Registrant:

The Agency is in receipt of your Application for Pesticide Notification under Pesticide Registration Notice (PRN) 98-10 dated 10/30/09 for the above product. The Registration Division (RD) has conducted a review of this request for its applicability under PRN 98-10 and finds that the action(s) requested fall within the scope of PRN 98-10. The label submitted with the application has been stamped "Notification" and will be placed in our records.

If you have any questions, please call me directly at 703-305-6249 or Owen F. Beeder of my staff at 703-308-8899.

Sincerely,

Linda Arrington
Notifications & Minor Formulations Team Leader
Registration Division (7505P)
Office of Pesticide Programs

	United States Environmental Protection Agency Washington, DC 20460	<input type="checkbox"/> Registration <input type="checkbox"/> Amendment <input checked="" type="checkbox"/> Other	OPP Identifier Number
--	---	--	-----------------------

Application for Pesticide - Section I

1. Company/Product Number MANA Quinclorac 75	2. EPA Product Manager James Tompkins	3. Proposed Classification <input checked="" type="checkbox"/> None <input type="checkbox"/> Restricted
4. Company/Product (Name) 66222-160	PM# 25	
5. Name and Address of Applicant (Include ZIP Code) Makhteshim Ajan of North America, Inc. 4515 Falls of Neuse Rd, Suite 300 Raleigh NC 27609 <input type="checkbox"/> Check if this is a new address		6. Expedited Review. In accordance with FIFRA Section 3(c)(3) (b)(i), my product is similar or identical in composition and labeling to: EPA Reg. No. _____ Product Name _____

Section - II

<input type="checkbox"/> Amendment - Explain below.	<input type="checkbox"/> Final printed labels in response to Agency letter dated _____
<input type="checkbox"/> Resubmission in response to Agency letter dated _____	<input type="checkbox"/> "Me Too" Application.
<input checked="" type="checkbox"/> Notification - Explain below.	<input type="checkbox"/> Other - Explain below.

Explanation: Use additional page(s) if necessary. (For section I and Section II.)

Alternate Brand Name: Ryzon (TM) 75 DF
 This notification is consistent with the provisions of PR Notice 98-10 and EPA regulations at 40CFR 152.46, and no other changes have been made to the labeling or the confidential statement of formula for this product. I understand that it is a violation of 18 USC Sec. 1001 to willfully make any false statement to EPA. I further understand that if this notification is not consistent with the terms of PR Notice 98-10 and 40 CFR 152.46, this product may be in violation of FIFRA and I may be subject to enforcement action and penalties under Sections 12 and 14 of FIFRA.

Section - III

1. Material This Product Will Be Packaged in:

Child-Resistant Packaging <input type="checkbox"/> Yes <input type="checkbox"/> No	Unit Packaging <input type="checkbox"/> Yes <input type="checkbox"/> No	Water Soluble Packaging <input type="checkbox"/> Yes <input type="checkbox"/> No	2. Type of Container <input type="checkbox"/> Metal <input type="checkbox"/> Plastic <input type="checkbox"/> Glass <input type="checkbox"/> Paper <input type="checkbox"/> Other (Specify) _____
* Certification must be submitted		If "Yes" Unit Packaging wgt. No. per container	If "Yes" Package wgt No. per container

3. Location of Net Contents Information
 Label Container

4. Size(s) Retail Container

5. Location of Label Directions
 on label

6. Manner in Which Label is Affixed to Product
 Lithograph
 Paper glued
 Stenciled Other _____


Section - IV

1. Contact Point (Complete items directly below for identification of individual to be contacted, if necessary, to process this application.)

Name Anne Stout	Title Registration Specialist	Telephone No. (Include Area Code) 901-861-4400
--------------------	----------------------------------	---

Certification

I certify that the statements I have made on this form and all attachments thereto are true, accurate and complete. I acknowledge that any knowingly false or misleading statement may be punishable by fine or imprisonment or both under applicable law.

2. Signature 	3. Title Registration Specialist	6. Date Application Received (Stamped)
4. Typed Name Anne Stout	5. Date 10-30-09	



October 30, 2009

Document Processing Desk (NOTIF)
Registration Division (7504P)
OPP, USEPA
Ariel Rios Building
1200 Pennsylvania Ave, NW
Washington DC 20460

Re: MANA Quinclorac 75: EPA Reg. No. 66222-160
Notification of Alternate Brand Name per PRN 98-10

To Whom It May Concern:

Maktheshim Agan of North America, Inc. is submitting a notification to add an alternate brand name for the product referenced above. The product will be marketed as **Ryzon™ 75DF**.

This notification is consistent with the provisions of PR Notice 98-10 and EPA regulations at 40CFR 152.46; no other changes have been made to the labeling or the confidential statement of formula for this product. I understand that it is a violation of 18 USC Sec. 1001 to willfully make any false statement to EPA. I further understand that if this notification is not consistent with the terms of PR Notice 98-10 and 40 CFR 152.46, this product may be in violation of FIFRA and I may be subject to enforcement action and penalties under Sections 12 and 14 of FIFRA.

In support of this submission, the following administrative documents are attached:

- Application for registration (EPA Form 8570-1)
- One copy of labeling

Should you have any questions regarding this submission, please contact me at 901-861-4400 (annies@manainc.com) or Christie Hitchcock at 919-256-9342 (chitchcock@manainc.com).

Sincerely,

Anne Stout
Registration Specialist

Enclosures

Ryzon™ 75 DF

ACTIVE INGREDIENT:	% BY WT.
Quinclorac: 3,7-dichloro-8-quinolinecarboxylic acid.....	75.0%
OTHER INGREDIENTS:	25.0%
	TOTAL: 100.0%

EPA Reg. No. 66222-160

EPA Est. No. 37429-GA-001

Manufactured for:
Makhteshim Agan of North America, Inc.
4515 Falls of Neuse Rd., Suite 300
Raleigh, NC 27609

Net Weight: 7.5 LBS

KEEP OUT OF REACH OF CHILDREN CAUTION

FIRST AID	
IF SWALLOWED:	<ul style="list-style-type: none"> • Call poison control center or doctor immediately for treatment advice. • Have person sip a glass of water if able to swallow. • Do not induce vomiting unless told to do so by the poison control center or doctor. • Do not give anything by mouth to an unconscious person.
IF IN EYES:	<ul style="list-style-type: none"> • Hold eye open and rinse slowly and gently with water for 15-20 minutes. • Remove contact lenses, if present, after the first 5 minutes, then continue rinsing eye. • Call a poison control center or doctor for treatment advice.
IF IN SKIN OR CLOTHING:	<ul style="list-style-type: none"> • Take off contaminated clothing. • Rinse skin immediately with plenty of water for 15 to 20 minutes. • Call a poison control center or doctor for treatment advice.
IF INHALED:	<ul style="list-style-type: none"> • Move person to fresh air. • If person is not breathing, call 911 or an ambulance; then give artificial respiration, preferably by mouth to mouth, if possible. • Call a poison control center or doctor for treatment advice.
HOT LINE NUMBER	
Have the product container or label with you when calling a poison control center or doctor, or going for treatment. You may also contact Prosur at 1-877-250-9291 for emergency medical treatment information.	

PRECAUTIONARY STATEMENTS HAZARDS TO HUMANS AND DOMESTIC ANIMALS CAUTION

Harmful if swallowed. Causes moderate eye irritation. Avoid contact with eyes or clothing.

PERSONAL PROTECTIVE EQUIPMENT (PPE)

Some materials that are chemical resistant to this product are listed below. If you want more options, follow the instructions for category A on an EPA chemical resistance category selection chart.

Applicators and other handlers must wear:

- Long-sleeved shirt and long pants
- Chemical-resistant gloves such as butyl rubber ≥ 14 mils, natural rubber ≥ 14 mils, neoprene rubber ≥ 14 mils, or nitrile rubber ≥ 14 mils
- Shoes plus socks

Follow manufacturer's instructions for cleaning/maintaining PPE. If no such instructions for washables exist, use detergent and hot water. Keep and wash PPE separately from other laundry. Keep and wash PPE separately from other laundry.

ENGINEERING CONTROL STATEMENTS: When handlers use closed systems or enclosed cabs in a manner that meets the requirements listed in the Worker Protection Standard (WPS) for agricultural pesticides [40 CFR 170.240(d)(4-6)], the handler PPE requirements may be reduced or modified as specified in the WPS.

USER SAFETY RECOMMENDATIONS
<p>Users should:</p> <ul style="list-style-type: none"> • Wash hands before eating, drinking, chewing gum, using tobacco, or using the toilet. • Remove clothing/PPE immediately if pesticide gets inside. Then wash thoroughly and put on clean clothing. • Remove PPE immediately after handling this product. Wash the outside of gloves before removing. As soon as possible, wash thoroughly and change into clean clothing.

ENVIRONMENTAL HAZARDS

This chemical has properties and characteristics associated with chemicals detected in groundwater. The use of this chemical where soils are permeable, particularly where the water table is shallow, may result in groundwater contamination. For terrestrial uses do not apply directly to water, to areas where surface water is present, or to intertidal areas below the mean high water mark, except as specified on this label for use on rice. Keep out of lakes, ponds, and streams. Do not contaminate water by cleaning of equipment or disposal of rinsate.

5/9-

DIRECTIONS FOR USE

It is a violation of Federal law to use this product in a manner inconsistent with its labeling. Do not apply this product in a way that will contact workers or other persons, either directly or through drift. Only protected handlers may be in the area during application. For any requirements specific to your State or Tribe, consult the agency responsible for pesticide regulation.

AGRICULTURAL USE REQUIREMENTS

Use this product only in accordance with its labeling and with the Worker Protection Standard, 40 CFR Part 170. This standard contains requirements for the protection of agricultural workers on farms, forests, nurseries, and greenhouses, and handlers of agricultural pesticides. It contains requirements for training, decontamination, notification, and emergency assistance. It also contains specific instructions and exceptions pertaining to the statements on this label about personal protective equipment (PPE) and restricted-entry interval. The requirements in this box only apply to uses of this product that are covered by the Worker Protection Standard.

Do not enter or allow worker entry into treated areas during the restricted-entry interval (REI) of 12 hours.

PPE required for early entry to treated areas that is permitted under the Worker Protection Standard and that involves contact with anything that has been treated such as plants, soil, and water is:

- Coveralls
- Chemical-resistant gloves such as butyl rubber \geq 14 mils, natural rubber \geq 14 mils, neoprene rubber \geq 14 mils, or nitrile rubber \geq 14 mils
- Shoes plus socks

NON-AGRICULTURAL USE REQUIREMENTS

The requirements in this box apply to uses of this product that are not within the scope of the Worker Protection Standard for agricultural pesticides (40 CFR Part 170). The WPS applies when this product is used to produce agricultural plants on farms, forests, nurseries, or greenhouses. Do not enter or allow others to enter until sprays have dried.

SPRAY DRIFT MANAGEMENT

Avoiding spray drift at the application site is the responsibility of the applicator. The interaction of many equipment- and weather-related factors determine the potential for spray drift. The applicator and the grower are responsible for considering all these factors when making decisions. The following drift management requirements must be followed to avoid off-target movement from aerial applications to agricultural field crops. These requirements do not apply to forestry applications, public health uses, or to applications using dry formulations.

1. The distance of the outer most nozzles on the boom must not exceed $\frac{1}{4}$ the length of the wingspan or rotor.
2. Nozzles must always point backward parallel with the air stream and never be pointed downward more than 45 degrees. Where states have more stringent regulations, they must be observed.

The applicator should be familiar with and take into account the information covered in the aerial drift reduction advisory information presented below.

Importance of Droplet Size

The most effective way to reduce drift potential is to apply large droplets. The best drift management strategy is to apply the largest droplets that provide sufficient coverage and control. Applying larger droplets reduces drift potential, but will not prevent drift if applications are made improperly, or under unfavorable environmental conditions (See Wind, Temperature and Humidity, and Temperature Inversion sections of this label).

Controlling Droplet Size

- **Volume**-Use high flow rate nozzles to apply the highest practical spray volume. Nozzles with higher rated flows produce larger droplets. Apply Ryzon 75 DF in 3-10 gallons of spray volume per acre.
- **Pressure**-Use the lower spray pressures recommended for the nozzle. Higher pressure reduces droplet size and does not improve canopy penetration. **WHEN HIGHER FLOW RATES ARE NEEDED, USE HIGHER FLOW RATE NOZZLES INSTEAD OF INCREASING PRESSURE.** Use a maximum of 40 psi (measured at the boom, not at the pump or in the line).
- **Number of Nozzles**-Use the minimum number of nozzles with the highest flow rate that provide uniform coverage.
- **Nozzle Orientation**-Orienting nozzles so that the spray is released backward (the downward angle of the nozzles on fixed wing aircraft should not be greater than 20°) or parallel to the airstream on helicopters, will produce larger droplets than other orientations. Significant deflection from horizontal will reduce droplet size and increase drift potential.
- **Nozzle Type**-Use a nozzle type that is designed for the intended application. With most nozzle types, narrower spray angles produce larger droplets. Consider using low-drift nozzles. Some nozzle examples are CP Lund or flat fans with angles of 25°-65°. Solid stream nozzles oriented straight back produce larger droplets than other nozzle types. If using nozzle screens, do not use screens finer than the 50-mesh size as nozzle plugging is possible.
- **Boom Length**-For some use patterns, reducing the effective boom length to less than $\frac{1}{4}$ of the wingspan or rotor length may further reduce drift without reducing swath width.
- **Application Height**-Applications may not be made at a height greater than 10 feet above the top of the largest plants unless a greater height is required for aircraft safety. Making applications at the lowest height that is safe reduces exposure of droplets to evaporation and wind.

Swath Adjustment

When applications are made with a crosswind, the swath will be displaced downwind. Therefore, on the up and downwind edges of the field, the applicator must compensate for this displacement by adjusting the path of the aircraft upwind. Swath adjustment distance should increase with increasing drift potential (higher wind, smaller drops, etc.).

Wind

Drift potential is lowest between wind speeds of 2-10 mph; however, many factors including droplet size and equipment type determine drift potential at any given speed. Application may be avoided below 2 mph due to variable wind direction and high inversion potential. Do not apply Ryzon 75 DF when wind is blowing more than 8 mph. Note: Local terrain can influence wind patterns. Every applicator should be familiar with local wind patterns and how they affect drift.

Temperature and Humidity

When making applications in low relative humidity, set up equipment to produce larger droplets to compensate for evaporation. Droplet evaporation is most severe when wind conditions are both hot and dry.

Temperature Inversions

Applications may not occur during a temperature inversion because drift potential is high. Temperature inversions restrict vertical air mixing, which causes small, suspended droplets to remain in a concentrated cloud. This cloud can move in unpredictable directions due to the light variable winds common during inversions. Temperature inversions are characterized by increasing temperatures with altitude and are common on nights with limited cloud cover and light to no wind. They begin to form as the sun sets and often continue into the morning. Their presence can be indicated by ground fog; however, if fog is not present, inversions can also be identified by the movement of smoke from a ground source or an aircraft smoke generator. Smoke that layers and moves laterally in a concentrated cloud (under low wind conditions) indicates an inversion while smoke that moves upward and rapidly dissipates indicates good vertical air mixing.

Sensitive Areas

This pesticide may only be applied when the potential for drift to adjacent sensitive areas (e.g., residential areas, bodies of water, known habitat for threatened or endangered species, nontarget crops) is minimal (e.g., when wind is blowing away from the sensitive areas).

RICE

Ryzone 75 DF may be used in dry-seeded, water-seeded, and Clearfield® rice plantings and production cultures to control weeds. Ryzone 75 DF is a dry flowable formulation to be diluted with water prior to application using common agricultural spray equipment.

Rice is tolerant to Ryzone 75 DF when used according to the use directions on this label and when typical growing conditions exist. Under adverse weather conditions or if a higher rate results from spray overlap (or other sources), leaf twisting, buggy whipping, or other abnormal growth characteristics may be observed. Note that broadcast or water-seeded rice seeds sitting on the soil surface that come in direct contact with Ryzone 75 DF will be most sensitive and exhibit these abnormal growth characteristics. These symptoms are typically short lived and rice usually recovers without a significant stand loss or other injury.

Restrictions and Limitations

- Do not apply more than 0.67 pound of Ryzone 75 DF per acre per application.
- Do not apply more than 0.67 pound of Ryzone 75 DF per acre per season. Do not apply Ryzone 75 DF to rice that is heading.
- Preharvest Interval (PHI): Do not apply Ryzone 75 DF within 40 days of harvest.
- Crop Rotation Restrictions:
 - ❖ Rice: In case of crop failure, only rice may be immediately replanted to fields treated with MANA Quinclorac 75.
 - ❖ Eggplants and tobacco: do not plant for 12 months after application to treated fields.
 - ❖ Tomatoes and carrots: do not plant for 24 months after application to treated fields.
 - ❖ Other Crops: Do not plant any other crop (other than rice) for 309 days (10 months) after application to treated fields.
- State Specific Restrictions: Because there are additional state restrictions in Arkansas, contact the Arkansas Plant board or a representative for specific instructions about applying Ryzone 75 DF in Arkansas. In Arkansas, Ryzone 75 DF must not be applied in an area from one mile west of Highway #1 to one mile east of Highway #163 from the Craighead - Poinsett County line to the Cross - Poinsett County line. No aerial application is allowed in the area of Poinsett County one mile west of Highway #1 to two miles west of Highway #1 and one mile east of Highway #163 to Ditch #10, from the Craighead - Poinsett County line to the Cross-Poinsett county line.
- Soil Restrictions:
 - ❖ Do not use Ryzone 75 DF on precision-cut fields until the second rice crop as injury can occur.
 - ❖ Do not use Ryzone 75 DF on sand and loamy sand soils.
 - ❖ Do not apply to rice fields with a history of poor water-holding capacity (porous subsoil), as erratic weed control may result.
 - ❖ Do not apply Ryzone 75 DF on any rice soil that does not have an impermeable hard pan to provide good water holding capacity.
- Drift Concerns:
 - ❖ Do not allow Ryzone 75 DF to drift outside the intended target areas.
 - ❖ Ground application: Do not apply when wind speed is greater than 10 mph.
 - ❖ Aerial application: Do not apply when wind speed is greater than 8 mph.
- Temperature Inversions: Do not apply Ryzone 75 DF when air temperatures exceed 90°F.
- Do not use rice straw or processing byproducts (such as chaff, hulls, etc.) as soil amendments or mulch for high-value crops such as bedding stock, vegetable transplants, or ornamental and fruit trees.
- Do not use treated rice fields for the aquaculture of edible fish and Crustacea (crayfish).
- Do not use water from rice cultivation after a Ryzone 75 DF application to irrigate any crop other than rice.
- Do not apply this product through any type of irrigation system.

Water Management (Irrigation and Flood Water)

To ensure optimum weed control with MANA Quinclorac 75, use proper irrigation practices including effective flush irrigation to maintain moist soil conditions and timely establishment of permanent floodwater.

Ryzone 75 DF is a systemic herbicide. The weed foliage and roots absorb Ryzone 75 DF and translocates it throughout the weed. Treated weeds will show signs of leaf and stem curling or twisting, stunting, change color from green to white (chlorosis), finally to red, and become necrotic before finally dying. Weeds are controlled only when moist soil conditions exist which help the weeds absorb MANA Quinclorac 75. Therefore, the soil must be kept moist to maintain weed control. If the soil becomes dry and weeds emerge after a Ryzone 75 DF application, flush-irrigate the treated field to reactivate the residual activity of the Ryzone 75 DF while weeds are small (1" or less).

An additional application of Ryzone 75 DF may be made if needed, but do not exceed more than 0.67 pound per acre per season (see Restrictions and Limitations section of this label for further limitations). In water-seeded rice plantings and in pinpoint flood culture, drain all water from the rice field and ensure seedling rice has at least two leaves before applying MANA Quinclorac 75. Injury may occur in rice seedlings without 2 leaves. For more consistent weed control, form floodwater levees before making a

Ryzon 75 DF application. Although Ryzon 75 DF provides residual weed control, if the levee soil becomes dry, erratic weed control may result.

Do not apply Ryzon 75 DF if heavy rain is expected. If heavy rain does occur after the application, drain any excess water from the rice field to avoid possible rice injury.

APPLICATION INFORMATION

Ryzon 75 DF may be applied to rice fields to control barnyardgrass, propanil-resistant barnyardgrass, other annual grasses, and certain broadleaf weeds.

Application Equipment: Both ground and air applications are permitted; however, whenever possible make applications by ground application.

Do not make spray applications when wind speed is greater than 10 mph (ground) or 8 mph (air), when air temperatures exceed 90°F, or when environmental conditions exist for temperature inversions.

Use only nozzles that will produce uniform spray patterns and thorough coverage. Select nozzles designed to produce minimal amounts of fine spray particles. Always use drift control agents and apply only when wind and other weather conditions do not favor spray drift beyond the rice field borders.

Ground Application

Whenever possible, make applications of Ryzon 75 DF using ground spray equipment.

Do not apply when wind speed is greater than 10 mph.

For preplant/preemergence or delayed preemergence, apply Ryzon 75 DF in 10-40 gallons of water per broadcast acre at pressures between 25-40 psi.

For postemergence applications, apply Ryzon 75 DF in 10-20 gallons of water per broadcast acre at pressures between 25-40 psi.

Air Application

If application with ground spray equipment is not possible, application by aircraft is allowed as long as the aerial applicator understands the risks and assumes the liability associated with accidental spray drift from aerial application. Do not make spray applications when wind speed is greater than 8 mph, when air temperatures exceed 90°F, or when environmental conditions exist for temperature inversions.

Apply Ryzon 75 DF in a minimum of 5 gallons of water per acre at a minimum pressure of 40 psi.

Do not allow Ryzon 75 DF to drift outside of the intended target areas.

No aerial application is allowed in Arkansas in the area of Poinsett County one mile west of Highway #1 to two miles west of Highway #1 and one mile east of Highway #163 to Ditch #10, from the Craighead-Poinsett county line to the Cross-Poinsett county line.

Soil Applications: Apply Ryzon 75 DF to the soil surface before, during, or after planting of dry-seeded rice. Once activated by rainfall or irrigation, the roots of susceptible grasses and broadleaf weeds uptake the herbicide and results in commercially acceptable weed control before weed competition reduces rice productivity. Use rates for Ryzon 75 DF will depend on soil texture and clay content for optimum weed control. Refer to Table 1 for application rates for heavier soil textures and higher clay content soil types.

Foliar Applications:

When Ryzon 75 DF is applied to target grass and broadleaf weed foliage in dry-seeded and water-seeded rice, the leaves and stems partially uptake the herbicide. After this foliar application, the rice must be flushed to ensure root absorption of MANA Quinclorac 75. The combination of leaf, stem and root absorption of Ryzon 75 DF results in commercially acceptable weed control.

Some residual weed control activity occurs from the herbicide reaching the soil surface and moving into the soil from rainfall or irrigation. The lower use rates most often control smaller weeds while the higher use rates are needed for larger weeds. Refer to Table 1 for foliar application use rates which will provide commercially acceptable control of susceptible weeds based on weed size or growth stage.

Table 1. Timing and Application Rate Table (see Restrictions and Limitations section of this label for further limitations):

Weed Species	Soil Applications (Product Rate per Acre)		Foliar Application (Product Rate per Acre)		
	Light-textured sandy loams	Medium-textures silts, loams, silt loams, sandy clay loams	Heavy-textured, such as silty clays, silty clay loams, clay loams, clays, gumbo and buckshot	Small weeds controlled and short-term soil residual	Larger weeds controlled and long-term soil residual
Annual Grasses Barnyardgrass, Broadleaf signalgrass, Junglerice, Large crabgrass	0.33-0.44 pound	0.50 pound	0.67 pound	0.40-0.50 pound up to 2 inches	0.40-0.67 pound up to 3 inches
Broadleaf Weeds Eclipta, Jointvetches species	0.33-0.44 pound	0.50 pound	0.67 pound	0.40-0.50	0.50-0.67

	Soil Applications (Product Rate per Acre)		Foliar Application (Product Rate per Acre)		
-Indian -Northern Morningglory species - cypressive - entireleaf - ivyleaf - palmleaf - pitted - purple moonflower - tall, (Common) Sesbania, hemp				pound up to 2 leaves	pound up to 3 leaves
Alligatorweed (partial control)*	n/a	n/a	n/a	0.67	n/a

* Rice must be in at least the 2-leaf stage. For best control, establish permanent flood within 2 days after Ryzon 75 DF application.

ADDITIVES

For postemergence applications only, add 2 pints of crop oil concentrate per acre to spray tank solutions of Ryzon 75 DF for improved leaf and stem uptake and enhanced weed control.

Drift Control Products. Always add a drift control agent to the spray solution to affect spray droplet size and other characteristics and to reduce the potential of off-target accidental spray drift.

DIRECTIONS FOR MIXING MANA QUINCLORAC 75

1. Use only spray tanks that have been cleaned prior to use.
2. Add ¼ the amount of required water to the spray tank while agitating. Maintain constant agitation throughout mixing and application.
3. If an inductor is used, rinse it thoroughly after the component has been added.

Add products to the spray tank in the following order:

- ❖ water-soluble pouches - allow the pouches to dissolve before agitation or adding the next component.
- ❖ water dispersible products (such as wettable powders, suspension concentrates or suspo-emulsions).
- ❖ water-soluble products
- ❖ emulsifiable concentrates
- ❖ water-soluble additives

Add the remaining amount of water to the tank and agitate to ensure a uniform distribution.

Continue agitation until spraying is completed. If the spray solution is allowed to settle, re-agitate thoroughly to resuspend the mixture and then continue spray operations.

Cleaning of Spray Equipment

Ensure that spray equipment is properly and thoroughly cleaned before and after applying MANA Quinclorac 75. Use a strong detergent or commercial sprayer cleaner and follow the manufacturer's directions for use.

Cleaning Spray Equipment

All mixing equipment and all spray equipment should be thoroughly cleaned before and after mixing and applying MANA Quinclorac 75.

TANK MIXING INFORMATION

Other registered products such as those listed below may be tank mixed with Ryzon 75 DF to provide control of a broader spectrum of annual grasses and broadleaf weeds in rice. Before using other products in combination with MANA Quinclorac 75, read and follow the restrictions and limitations and directions for use on all products' labels. The most restrictive labeling applies to tank mixes. Table 2 below describes some weed situations where tank mixing is appropriate.

Table 2. Tank Mixes

Weed	Tank Mix Information
Cocklebur	MANA Quinclorac 75: 0.33-0.67 pound & Basagran® herbicide: 1.5-2.0 pints
Dayflower	MANA Quinclorac 75: 0.33-0.67 pound & Basagran® herbicide: 1.5-2.0 pints
Hemp Sesbania	MANA Quinclorac 75: 0.33-0.67 pound & Blazer® herbicide: 0.5-1.0 pint ¹ OR MANA Quinclorac 75: 0.33-0.67 pound & Command® 3ME: 0.8-1.6 pints
Sprangletop	MANA Quinclorac 75: 0.33-0.67 pound & Bolero® 8 EC herbicide: 0.5-1.0 pint ² OR MANA Quinclorac 75: 0.33-0.67 pound & Prowl® H ² O herbicide: 1.5 to 2.0 pints ³ OR MANA Quinclorac 75: 0.33-0.67 pound & Command® 3ME: 0.8-1.6 pints
Yellow Nutsedge	MANA Quinclorac 75: 0.33-0.67 pound & Basagran® herbicide: 1.5-2.0 pints
Morningglory	MANA Quinclorac 75: 0.33-0.67 pound & Command® 3ME: 0.8-1.6 pints
Heavy infestations of broadleaf weeds	MANA Quinclorac 75: 0.33-0.67 pound & Storm® herbicide: 1.5 pints
For weeds and grasses not controlled by MANA Quinclorac 75	MANA Quinclorac 75: 0.33-0.67 pound & Propanil: 2 to 4 pounds ai

Weed	Tank Mix Information
1 Apply tank mix after rice has reached the 3-leaf stage.	
2 Apply tank mix to the soil surface 1-5 days before rice emergence.	
3 Apply this tank mix to the soil surface after planting, before rice emerges, and before sprangletop emerges.	

STORAGE AND DISPOSAL

DO NOT contaminate water, food, or feed by storage and disposal.

PESTICIDE STORAGE: Store in a cool, dry and well ventilated area. **DO NOT** store under wet conditions.

PESTICIDE DISPOSAL: Wastes resulting from the use of this product must be disposed of on site or at an approved waste disposal facility.

CONTAINER HANDLING:

Nonrefillable Container (flexible-bag-all weights): Nonrefillable container. Do not reuse or refill this container. Completely empty bag into application equipment. Then offer for recycling, if available, or dispose of empty bag in a sanitary landfill or by incineration or, if allowed by state and local authorities, by burning. If burned, stay out of smoke.

Nonrefillable Container (rigid-fifty lbs or less): Nonrefillable container. Do not reuse or refill this container. Offer for recycling, if available. Clean container promptly after emptying. Triple rinse as follows: Empty the remaining contents into application equipment or a mix tank. Fill the container 1/4 full with water and recap. Shake for 10 seconds. Pour rinsate into application equipment or a mix tank or store rinsate for later use or disposal. Drain for 10 seconds after the flow begins to drip. Repeat this procedure two more times. Then offer for recycling or reconditioning, or puncture and dispose of in a sanitary landfill, or incineration, or, if allowed by state and local authorities, by burning. If burned, stay out of smoke.

Nonrefillable Container (rigid-greater than fifty lbs): Nonrefillable container. Do not reuse or refill this container. Offer for recycling, if available. Clean container promptly after emptying. Triple rinse as follows: Empty the remaining contents into application equipment or a mix tank. Fill the container 1/4 full with water. Replace and tighten closures. Tip container on its side and roll it back and forth, ensuring at least one complete revolution, for 30 seconds. Stand the container on its end and tip it back and forth several times. Turn the container over onto its other end and tip it back and forth several times. Empty the rinsate into application equipment or a mix tank or store rinsate for later use or disposal. Repeat this procedure two more times. Then offer for recycling or reconditioning, or puncture and dispose of in a sanitary landfill, or incineration, or, if allowed by state and local authorities, by burning. If burned, stay out of smoke.

Refillable Container: Refillable container. Refill this container with quinclorac only. Do not reuse this container for any other purpose. Cleaning the container before final disposal is the responsibility of the person disposing of the container. Cleaning before refilling is the responsibility of the refiller. To clean the container before final disposal, empty the remaining contents from this container into application equipment or mix tank. Fill the container about 10 percent full with water. Agitate vigorously or recirculate water with the pump for 2 minutes. Pour or pump rinsate into application equipment or rinsate collection system. Repeat this rinsing procedure two more times.

LIMITATION OF WARRANTY AND LIABILITY

Read the entire directions for use, conditions of warranties and limitations of liability before using this product. If terms are not acceptable, return the unopened product container at once.

By using this product, user or buyer accepts the following **CONDITIONS, DISCLAIMER OF WARRANTIES and LIMITATIONS OF LIABILITY.**

CONDITIONS: The directions for use of this product are believed to be adequate and must be followed carefully. However, it is impossible to eliminate all risks associated with the use of this product. Crop injury, ineffectiveness, or other unintended consequences may result because of such factors as weather conditions, presence of other materials, or the manner of use or application, all of which are beyond the control of Makhteshim Agan of North America, Inc. All such risks shall be assumed by the user or buyer.

DISCLAIMER OF WARRANTIES: To the extent consistent with applicable law, Makhteshim Agan of North America, Inc. makes no other warranties, express or implied, of merchantability or of fitness for a particular purpose or otherwise, that extend beyond the statements made on this label. No agent of Makhteshim Agan of North America, Inc. is authorized to make any warranties beyond those contained herein or to modify the warranties contained herein. To the extent consistent with applicable law, Makhteshim Agan of North America, Inc. disclaims any liability whatsoever for special, incidental or consequential damages resulting from the use or handling of this product.

LIMITATIONS OF LIABILITY: To the extent consistent with applicable law, the exclusive remedy of the user or buyer for any and all losses, injuries or damages resulting from the use or handling of this product, whether in contract, warranty, tort, negligence, strict liability or otherwise, shall not exceed the purchase price paid or at Makhteshim Agan of North America, Inc.'s election, the replacement of product.

Clearfield® and Prowl® are registered trademarks of BASF Corporation.
 Basagran® is a registered trademark of BASF AG.
 Bolero® is a registered trademark of Kumiai Chemical Industry Company.
 Command® is a registered trademark of FMC Corporation.
 Blazer® and Storm® are registered trademark of United Phosphorus, Inc.

Ryzon 75 DF (66222-160)(EPA app 10-19-09)(ABN 10-30-09)