

66222-151

09-22-2009

10



UNITED STATES ENVIRONMENTAL PROTECTION AGENCY
WASHINGTON, D.C. 20460

OFFICE OF
PREVENTION, PESTICIDES AND
TOXIC SUBSTANCES

Ms. Christie Hitchcock
Product Registration
MANA, Inc.
4515 Falls of Neuse Road, Suite 300
Raleigh, NC 27609

SEP 22 2009

SUBJECT: Application for Pesticide Notification PRN 98-10
Request Alternate Brand Name "Quali-Pro Ethephon 2 SL"
EPA Reg. No. 66222-151
Application Dated August 21, 2009

Dear Registrant:

The Agency is in receipt of your Application for Pesticide Notification under Pesticide Registration Notice (PRN) 98-10 dated 08/21/09 for the above product. The Registration Division (RD) has conducted a review of this request for its applicability under PRN 98-10 and finds that the action(s) requested fall within the scope of PRN 98-10. The label submitted with the application has been stamped "Notification" and will be placed in our records.

If you have any questions, please call me directly at 703-305-6249 or Owen F. Beeder of my staff at 703-308-8899.

Sincerely,

Linda Arrington
Notifications & Minor Formulations Team Leader
Registration Division (7505P)
Office of Pesticide Programs



United States
Environmental Protection Agency
 Washington, DC 20460

Registration
 Amendment
 Other

OPP Identifier Number

Application for Pesticide - Section I

1. Company/Product Number 66222-151	2. EPA Product Manager Linda Arrington	3. Proposed Classification <input checked="" type="checkbox"/> None <input type="checkbox"/> Restricted
4. Company/Product (Name) Ethephon 2SL	PM# 22- Registration Support Branch	
5. Name and Address of Applicant (Include ZIP Code) Makhteshim Agan of North America, Inc. 4515 Falls of Neuse Rd., Suite 300 Raleigh, NC 27609 <input type="checkbox"/> Check if this is a new address	6. Expedited Review. In accordance with FIFRA Section 3(c)(3)(b)(i), my product is similar or identical in composition and labeling to: EPA Reg. No. _____ Product Name _____	

Section - II

<input type="checkbox"/> Amendment - Explain below.	<input type="checkbox"/> Final printed labels in response to Agency letter dated _____	NOTIFICATION AUG 2 2 2009
<input type="checkbox"/> Resubmission in response to Agency letter dated _____	<input type="checkbox"/> "Me Too" Application.	
<input checked="" type="checkbox"/> Notification - Explain below.	<input type="checkbox"/> Other - Explain below.	

Explanation: Use additional page(s) if necessary. (For section I and Section II.)

Notification of alternate brand name per PR Notice 98-10. ABN is Quali-Pro Ethephon 2 SL. This notification is consistent with the provisions of PR Notice 98-10 and EPA regulations at 40 CFR 152.46, and no other changes have been made to the labeling or the confidential statement of formula of this product. I understand that it is a violation of 18 U.S.C. Sec. 1001 to willfully make false statements to EPA. I further understand that if this notification is not consistent with the terms of PR Notice 98-10 and 40 CFR 152.46, this product may be in violation of FIFRA and I may be subject to enforcement action and penalties under sections 12 and 14 of FIFRA.

Section - III

1. Material This Product Will Be Packaged In:				2. Type of Container	
Child-Resistant Packaging <input type="checkbox"/> Yes <input type="checkbox"/> No	Unit Packaging <input type="checkbox"/> Yes <input type="checkbox"/> No	Water Soluble Packaging <input type="checkbox"/> Yes <input type="checkbox"/> No	If "Yes" Unit Packaging wgt. No. per container		<input type="checkbox"/> Metal <input type="checkbox"/> Plastic <input type="checkbox"/> Glass <input type="checkbox"/> Paper <input type="checkbox"/> Other (Specify) _____
* Certification must be submitted		If "Yes" Package wgt. No. per container			
3. Location of Net Contents Information <input type="checkbox"/> Label <input type="checkbox"/> Container		4. Size(s) Retail Container		5. Location of Label Directions <input type="checkbox"/>	
6. Manner in Which Label is Affixed to Product <input type="checkbox"/> Lithograph <input type="checkbox"/> Paper glued <input type="checkbox"/> Stenciled			<input type="checkbox"/> Other _____		

Section - IV

1. Contact Point (Complete items directly below for identification of individual to be contacted, if necessary, to process this application.)		
Name Christie Hitchcock	Title Regulatory Specialist	Telephone No. (Include Area Code) 919-256-9342
<p style="text-align: center;">Certification</p> <p>I certify that the statements I have made on this form and all attachments thereto are true, accurate and complete. I acknowledge that any knowingly false or misleading statement may be punishable by fine or imprisonment or both under applicable law.</p>		6. Date Application Received (Stamped)
2. Signature <i>Christie Hitchcock</i>	3. Title Regulatory Specialist	
4. Typed Name Christie Hitchcock	5. Date 08-21-09	



August 21, 2009

Document Processing Desk (NOTIF)
Registration Division (7504P)
OPP, USEPA
Ariel Rios Building
1200 Pennsylvania Ave, NW
Washington DC 20460

Re: Ethephon 2SL: EPA Reg. No. 66222-151
Notification of Alternate Brand Name per PRN 98-10

To Whom It May Concern:

Maktheshim Agan of North America, Inc. is submitting a notification for an alternate brand name for the product referenced above. The label will be marketed as: **Quali-Pro Ethephon 2 SL**.

This notification is consistent with the provisions of PR Notice 98-10 and EPA regulations at 40CFR 152.46, and no other changes have been made to the labeling or the confidential statement of formula for this product. I understand that it is a violation of 18 USC Sec. 1001 to willfully make any false statement to EPA. I further understand that if this notification is not consistent with the terms of PR Notice 98-10 and 40 CFR 152.46, this product may be in violation of FIFRA and I may be subject to enforcement action and penalties under Sections 12 and 14 of FIFRA.

In support of this submission, the following documents are attached:


- Application for registration (EPA Form 8570-1)
- One copy of labeling

Should you have any questions regarding this submission, please contact me at 919-256-9342 or by email at chitchcock@manainc.com.

Sincerely,

Christie Hitchcock
Regulatory Specialist

Enclosures



4
19

NOTIFICATION

AUG 22 2009

QUALI-PRO

Ethephon 2 SL

**FOR COMMERCIAL OR AGRICULTURAL USE ONLY.
NOT FOR RESIDENTIAL USE.**

For the removal of Dwarf Mistletoe in Ornamental Conifers and Leafy Mistletoe in Ornamental Deciduous Trees; for the elimination of undesirable fruit on Apple, Crabapple, Carob, and Olive trees; and for retarding the growth of Turfgrasses.

Active Ingredient:	% BY WT.
Ethephon [(2-chloroethyl)-phosphonic acid]*	21.7%
Inert Ingredients:	78.3%
TOTAL:	100.0%

*Contains 2 pounds ethephon per gallon

EPA Reg. No. 66222-151

**KEEP OUT OF REACH OF
CHILDREN
DANGER - PELIGRO**

Si usted no entiende la etiqueta, busque a alguien para que se la explique a usted en detalle.

(If you do not understand the label, find someone to explain it to you in detail.)

For additional precautionary, handling, and use statements, see inside of this booklet.

Manufactured for:
Makhteshim Agan of North America, Inc.
4515 Falls of Neuse Rd., Suite 300
Raleigh, NC 27609

EPA 101607/Notif 080508/Rev B

FIRST AID	
IF IN EYES:	<ul style="list-style-type: none"> Hold eye open and rinse slowly and gently with water for 15-20 minutes. Remove contact lenses, if present, after the first 5 minutes; then continue rinsing eye. Call a poison control center or doctor for treatment advice.
IF ON SKIN OR CLOTHING:	<ul style="list-style-type: none"> Take off contaminated clothing. Rinse skin immediately with plenty of water for 15-20 minutes. Call a poison control center or doctor for treatment advice.
IF SWALLOWED:	<ul style="list-style-type: none"> Immediately call a poison control center or doctor for treatment advice. Do not induce vomiting unless told to do so by a poison control center or doctor. Have person sip a glass of water if able to swallow. Do not give anything by mouth to an unconscious person.
IF INHALED:	<ul style="list-style-type: none"> Move person to fresh air. If person is not breathing, call 911 or an ambulance; then give artificial respiration, preferably mouth-to-mouth if possible. Call a poison control center or doctor for further treatment advice.
<p>Have the product container or label with you when calling a poison control center or doctor or going for treatment. You may also contact Prosar at 1-877-250-9291 for emergency medical treatment information.</p>	
<p>NOTE TO PHYSICIAN: Probable mucosal damage may contraindicate the use of gastric lavage. No specific antidote is available. All treatments should be based on observed signs and symptoms of distress in the patient. Overexposure to materials other than this product may have occurred. Victims of severe overexposure by inhalation should be kept under medical observation for up to 72 hours for delayed onset of pulmonary edema. In a victim of overexposure by ingestion, careful gastric lavage is required due to the possibility of stomach or esophageal perforation. This material is an acid, but the use of alkaline substances to neutralize it is contraindicated.</p>	

EPA Est. No. 37429-GA-001^{BT}; 37429-GA-002^{BO}
Letter(s) in lot number correspond(s) to superscript in EPA Est. No.

Net Contents: 2.5 Gallons

12903
12903

QUALI-PRO

Ethephon 2 SL

**FOR COMMERCIAL OR AGRICULTURAL USE ONLY.
NOT FOR RESIDENTIAL USE.**

For the removal of Dwarf Mistletoe in Ornamental Conifers and Leafy Mistletoe in Ornamental Deciduous Trees; for the elimination of undesirable fruit on Apple, Crabapple, Carob, and Olive trees; and for retarding the growth of Turfgrasses.

Active Ingredient:	% BY WT.
Ethephon [(2-chloroethyl)-phosphonic acid]*	21.7%
Inert Ingredients:	78.3%
TOTAL:	100.0%

*Contains 2 pounds ethephon per gallon

EPA Reg. No. 66222-151

KEEP OUT OF REACH OF CHILDREN DANGER - PELIGRO

Si usted no entiende la etiqueta, busque a alguien para que se la explique a usted en detalle.
(If you do not understand the label, find someone to explain it to you in detail.)

For additional precautionary, handling, and use statements, see inside of this booklet.

Manufactured for:
Makhteshim Agan of North America, Inc.
4515 Falls of Neuse Rd., Suite 300
Raleigh, NC 27609

12903

EPA 101607/Notif 080508/Rev B

FIRST AID	
IF IN EYES:	<ul style="list-style-type: none"> • Hold eye open and rinse slowly and gently with water for 15-20 minutes. • Remove contact lenses, if present, after the first 5 minutes; then continue rinsing eye. • Call a poison control center or doctor for treatment advice.
IF ON SKIN OR CLOTHING:	<ul style="list-style-type: none"> • Take off contaminated clothing. • Rinse skin immediately with plenty of water for 15-20 minutes. • Call a poison control center or doctor for treatment advice.
IF SWALLOWED:	<ul style="list-style-type: none"> • Immediately call a poison control center or doctor for treatment advice. • Do not induce vomiting unless told to do so by a poison control center or doctor. • Have person sip a glass of water if able to swallow. • Do not give anything by mouth to an unconscious person.
IF INHALED:	<ul style="list-style-type: none"> • Move person to fresh air. • If person is not breathing, call 911 or an ambulance; then give artificial respiration, preferably mouth-to-mouth if possible. • Call a poison control center or doctor for further treatment advice.
Have the product container or label with you when calling a poison control center or doctor or going for treatment. You may also contact ProSAR at 1-877-250-9291 for emergency medical treatment information.	
<p>NOTE TO PHYSICIAN: Probable mucosal damage may contraindicate the use of gastric lavage. No specific antidote is available. All treatments should be based on observed signs and symptoms of distress in the patient. Overexposure to materials other than this product may have occurred. Victims of severe overexposure by inhalation should be kept under medical observation for up to 72 hours for delayed onset of pulmonary edema. In a victim of overexposure by ingestion, careful gastric lavage is required due to the possibility of stomach or esophageal perforation. This material is an acid, but the use of alkaline substances to neutralize it is contraindicated.</p>	

•••••
•••••
•••••
•••••

**PRECAUTIONARY STATEMENTS
DANGER**

HAZARDS TO HUMANS AND DOMESTIC ANIMALS

Corrosive: Causes irreversible eye damage. Wear safety goggles when handling. Harmful if swallowed or absorbed through skin. Do not get in eyes or on clothing. Avoid contact with skin. Do not inhale vapors, as this product will irritate mucous membranes.

PERSONAL PROTECTIVE EQUIPMENT (PPE)

Applicators and other handlers must wear:

- Coveralls over short-sleeved shirts and short pants OR long-sleeved shirts and long pants.
- Chemical-resistant gloves made of any waterproof material such as nitrile, butyl, neoprene, and/or barrier laminate.
- Chemical-resistant footwear plus socks.
- Protective eyewear.
- Chemical-resistant headgear for overhead exposure.
- Chemical-resistant apron when mixing, loading, or cleaning equipment.

Discard clothing and other absorbent materials that have been drenched or heavily contaminated with this product's concentrate. Do not reuse them. Follow manufacturer's instructions for cleaning and maintaining PPE. If no such instructions for washables, use detergent and hot water. Keep and wash PPE separately from other laundry.

When handlers use closed systems, enclosed cabs, or aircraft in a manner that meets the requirements listed in the Worker Protection Standard (WPS) for agricultural pesticides [40 CFR 170.240(d)(4-6)], the handler PPE requirements may be reduced or modified as specified in the WPS.

USER SAFETY RECOMMENDATIONS

Users Should:

- Wash hands before eating, drinking, chewing gum, using tobacco, or using the toilet.
- Remove clothing immediately if pesticide gets inside. Then wash thoroughly and put on clean clothing. Wash contaminated clothing before reuse.
- Remove PPE immediately after handling this product. Wash the outside of gloves before removing. As soon as possible, wash thoroughly and change into clean clothing.

ENVIRONMENTAL HAZARDS

Do not contaminate water used for irrigation or domestic purposes. Do not apply directly to water, to areas where surface water is present, or to intertidal areas below the mean high water mark. Do not contaminate water when disposing of equipment washwaters. Avoid spray drift to nearby crops, as this product will cause modifications in plant growth. Plant injury or reduced yields may result. Do not plant another crop within 30 days after treatment.

SPRAY DRIFT

Avoid spray drift. Do not apply when weather conditions may cause drift. Do not allow this product to drift onto non-target areas. Drift may result in illegal residues or injury to adjacent crops and vegetation in the form of leaf yellowing and defoliation. To avoid spray drift, do not apply aerially when wind speed is greater than 10 mph or during peri-

ods of temperature inversions. Use of larger droplet size will also reduce spray drift.

AVOIDING SPRAY DRIFT AT THE APPLICATION SITE IS THE RESPONSIBILITY OF THE APPLICATOR.

The interaction of many equipment- and weather-related factors determines the potential for spray drift. The applicator is responsible for considering all these factors when making decisions.

The following drift management requirements must be followed to avoid off-target movement from aerial applications to agricultural field crops. These requirements do not apply to forestry applications, public health uses, or to applications using dry formulations.

1. The distance of the outermost nozzles on the boom must not exceed 3/4 the length of the wingspan or rotor.
2. Nozzles must always point backward parallel with airstream and never be pointed downward more than 45 degrees.

Where states have more stringent regulations, they should be observed.

The applicator should be familiar with and take into account the information covered in the **AERIAL DRIFT REDUCTION ADVISORY** below:

AERIAL DRIFT REDUCTION ADVISORY

This section is advisory in nature and does not supersede the mandatory label requirements.

Information on Droplet Size

The most effective way to reduce drift potential is to apply large droplets. The best drift management strategy is to apply the largest droplets that provide sufficient coverage and control. Applying larger droplets reduces drift potential but will not prevent drift if applications are made improperly or under unfavorable environmental conditions (See **Wind, Temperature and Humidity, and Temperature Inversions**).

Controlling Droplet Size

Volume – Use high flow rate nozzles to apply the highest practical spray volume. Nozzles with higher rated flows produce larger droplets.

Pressure – Do not exceed the nozzle manufacturer's recommended pressures. For many nozzle types, lower pressure produces larger droplets. When higher flow rates are needed, use higher flow rate nozzles instead of increasing pressure.


Number of Nozzles – Use the minimum number of nozzles that provide uniform coverage.

Nozzle Orientation – Orienting nozzles so that the spray is released parallel to the airstream produces larger droplets than other orientations and is the recommended practice. Significant deflection from horizontal will reduce droplet size and increase drift potential.

Nozzle Type – Use a nozzle type that is designed for the intended application. With most nozzle types, narrower spray angles produce larger droplets. Consider using low-drift nozzles. Solid stream nozzles oriented straight back produce the largest droplets and the lowest drift.

Boom Length

For some use patterns, reducing the effective boom length to less than 3/4 of the wingspan or rotor length may further reduce drift without reducing swath width.



Application Height

Applications should not be made at a height greater than 10 feet above the top of the target plants unless a greater height is required for aircraft safety. Making applications at the lowest height that is safe reduces exposure of droplets to evaporation and wind.

Swath Adjustment

When applications are made with a crosswind, the swath will be displaced downwind. Therefore, on the up and downwind edges of the field, the applicator should compensate for this displacement by adjusting the path of the aircraft upwind. Swath adjustment distance should increase with increasing drift potential (higher wind, smaller drops, etc.).

Wind

Drift potential is lowest between wind speeds of 2 – 10 mph. However, many factors, including droplet size and equipment type determine drift potential at any given speed. Application should be avoided below 2 mph due to variable wind direction and high inversion potential. NOTE: Local terrain can influence wind patterns. Every applicator should be familiar with local wind patterns and how they affect spray drift.

Temperature and Humidity

When making applications in low relative humidity, set up equipment to produce larger droplets to compensate for evaporation. Droplet evaporation is most severe when conditions are both hot and dry.

Temperature Inversions

Applications should not occur during a temperature inversion because drift potential is high. Temperature inversions restrict vertical air mixing which causes small suspended droplets to remain in a concentrated cloud. This cloud can move in unpredictable directions due to the light variable winds common during inversions. Temperature inversions are characterized by increasing temperatures with altitude and are common on nights with limited cloud cover and light to no wind. They begin to form as the sun sets and often continue into the morning. Their presence can be indicated by ground fog; however, if fog is not present, inversions can also be identified by the movement of smoke from a ground source or an aircraft smoke generator. Smoke that layers and moves laterally in a concentrated cloud (under low wind conditions) indicates an inversion, while smoke that moves upward and rapidly dissipates indicates good vertical air mixing.

Sensitive Areas

The pesticide should only be applied when the potential for drift to adjacent sensitive areas (e.g., residential areas, bodies of water, known habitat for threatened or endangered species, non-target crops) is minimal (e.g., when wind is blowing away from the sensitive areas).

DIRECTIONS FOR USE

It is a violation of Federal law to use this product in a manner inconsistent with its labeling.

Do not apply this product in a way that will contact workers or other persons, either directly or through drift. Only protected handlers may be in the area during application. For any requirements specific to your State or Tribe, consult the agency responsible for pesticide regulations. Read the entire label before using this product.

Do not apply Quali-Pro Ethephon 2 SL through any type of irrigation system.

Do not use this product for purposes other than those listed on the label.

Do not exceed the rate of Quali-Pro Ethephon 2 SL per acre per year recommended on this label.

AGRICULTURAL USE REQUIREMENTS

Use this product only in accordance with its labeling and with the Worker Protection Standard, 40 CFR Part 170. This standard contains requirements for the protection of agricultural workers on farms, forests, nurseries, and greenhouses, and handlers of agricultural pesticides. It contains requirements for training, decontamination, notification, and emergency assistance. It also contains specific instructions and exceptions pertaining to the statements on this label about personal protective equipment (PPE), notification to workers, and restricted-entry intervals. The requirements in this box only apply to uses of this product that are covered by the Worker Protection Standard.

Do not enter or allow worker entry into treated areas during the restricted-entry interval (REI) of 48 hours. The REI is 72 hours in areas where average rainfall is less than 25 inches per year.

PPE required for early entry to treated areas that is permitted under the Worker Protection Standard and that involves contact with anything that has been treated such as plants, soil, or water is coveralls over long-sleeved shirt and long pants, chemical-resistant gloves such as any waterproof gloves, chemical-resistant footwear plus socks, and protective eyewear. For overhead exposure, chemical-resistant headgear is also required.

Notify workers of the application by warning them orally and by posting warning signs at entrance to treated areas.

GENERAL INFORMATION


Quali-Pro Ethephon 2 SL removes dwarf mistletoe from ORNAMENTAL CONIFERS and leafy mistletoe from ORNAMENTAL DECIDUOUS TREES. Quali-Pro Ethephon 2 SL eliminates undesirable fruit from APPLE, CRABAPPLE, CAROB, and OLIVE TREES. When used on TURFGRASSES, Quali-Pro Ethephon 2 SL retards grass growth to reduce mowing frequency.

For local recommendations on rates, spray volumes (gallons of water per acre), and spray equipment under varying temperature and rainfall conditions, consult your Extension Pomologist, Horticultural Specialist, or Farm Advisor for his experience with this product in your area.

When an adjuvant is to be used with this product, Makhteshim Agan of North America, Inc. suggests the use of a Chemical Producers and Distributors Association certified adjuvant.

APPLICATION VOLUMES AND SPRAY COVERAGE

Thorough spray coverage is essential to achieve maximum product effectiveness. Spray coverage is affected by choice of equipment, nozzle selection, and spray boom setup as well as spray pressure, plant size, and canopy density. For both air and ground applications, it is important to choose an equipment setup that will assure thorough



coverage of plant canopy (foliage and fruit). The actual spray volume required will vary with the size and density of the plant canopy and the equipment used. In California and Arizona, use a volume of no less than 5 gallons per acre for aerial applications.

USE PRECAUTIONS

DO NOT MIX QUALI-PRO ETHEPHON 2 SL WITH AMMONIUM THIOSULFATE. SUCH TANK MIXTURES MAY RESULT IN FORMATION OF TOXIC FUMES.

Mix only the amount of spray you expect to use each day. Do not allow mixed solution to stand overnight.

Avoid spray drift to nearby crops as this product will cause modification in plant growth. Plant injury or reduced yields will result. Do not plant another crop within 30 days after treatment.

Do not use Quali-Pro Ethephon 2 SL with additives other than recommended on this label. Avoid spills of concentrated product on spray equipment or airplane parts.

IMMEDIATELY RINSE ANY SPILLS WITH PLENTY OF WATER, AS QUALI-PRO ETHEPHON 2 SL IS CORROSIVE.

EQUIPMENT CLEANING

Because of the acidic nature of this product, prolonged exposure to spray deposits will damage acrylic plastics, certain paints, and metals. Rinse thoroughly all exposed acrylic-plastic materials and painted surfaces with a detergent and water within one hour after exposure to spray deposits.

MISTLETOE REMOVAL

Quali-Pro Ethephon 2 SL will remove dwarf mistletoe shoots in ornamental conifers and leafy mistletoe from ornamental deciduous trees.

Sites	Amount	Specific Directions	Remarks
DWARF MISTLETOE On Ornamental Conifers	2.0 pints/ 20 gallons	Apply as a foliar spray to dwarf mistletoe shoots before mistletoe seed dispersal. If mistletoe regrowth occurs, re-treat before seed dispersal.	Applications made in conjunction with silvicultural mistletoe management will prevent spread of the mistletoe parasite to other parts of the tree and other trees.
On Ornamental Douglas Firs	1.0 pint/ 20 gallons	For effective removal, all mistletoe shoots must be sprayed to wet. Use of a non-ionic surfactant at recommended rates may increase effectiveness.	Mature needle drop, that normally occurs in the fall, may be hastened by the use of Quali-Pro Ethephon 2 SL. Applications of higher rates on Douglas fir may result in excessive needle drop.
LEAFY MISTLETOE On Ornamental Deciduous Trees	2.0 quarts/ 20 gallons	Make foliar applications after fall leaf drop through mid-winter. If mistletoe regrowth occurs, re-treat before mid-winter. For effective removal, all mistletoe shoots must be sprayed to wet. Use of a non-ionic surfactant at recommended rates may increase effectiveness.	Large mistletoe infections and mistletoe found in mesquite may be difficult to control with a single application and re-treatment may be necessary.

**UNDESIRABLE FRUIT ELIMINATION
(For Use Only on Ornamentals)**

Quali-Pro Ethephon 2 SL will reduce or eliminate undesirable fruit development on apple, crabapple, carob, and olive trees.

Sites	Amount	Specific Directions	Remarks
APPLES, CRABAPPLES	8.0 – 12.0 fl. oz. per 20 gallons	Apply as a foliar spray at the flower bud to full bloom stage prior to fruit set. Wet foliage thoroughly.	Application must be made before fruit set for best results. Some leaf drop or temporary leaf yellowing may occur after treatment.
CAROB (<i>Ceratonia siliqua</i>)	6.0 fl. oz. per 20 gallons	Excess application of Quali-Pro Ethephon 2 SL can result in excessive leaf drop and/or tree defoliation. Use higher rates when temperatures are cool.	
OLIVE* (<i>Olea europaea</i>)	12.0 fl. oz. per 20 gallons	Apply as a foliar spray. Wet all foliage thoroughly. Amount of spray will depend on tree size.	

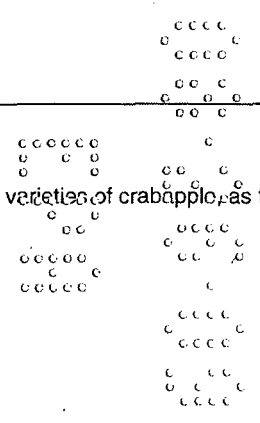
*This recommendation is not intended to be used on commercial fruit production as a thinning agent.

USE LIMITATIONS

• Do not treat weak trees or trees under stress (drought, insect, or disease damaged trees), as excessive leaf drop or twig drop can

result.

• Do not use on small red fruited varieties of crabapple, as fruit elimination will not be satisfactory.



TURF

Quali-Pro Ethephon 2 SL is a plant growth regulator that may be used to suppress the formation of seedheads of various plants including *Poa annua* and white clover. It may also be used to suppress the growth of certain cool season grasses. Quali-Pro Ethephon 2 SL is foliarly absorbed and is most effective on actively growing healthy turf. For best results, apply in sufficient volume of water to provide uniform coverage. Use of spreader/sticker with an application of Quali-Pro Ethephon 2 SL is not necessary. Quali-Pro Ethephon 2 SL is rainfast within 2 hours. Do not allow entry into treated area until Quali-Pro Ethephon 2 SL has dried. For maximum performance, delay mowing until the day after application.

Precautions and Restrictions:

- Do not treat turfgrass with poor root systems or growing under stress due to poor soil conditions, drought, disease, or insect damage.
- Do not use Quali-Pro Ethephon 2 SL in areas where excessive thatch has accumulated.
- Scalping may occur on creeping bentgrass cultivars after more than 2 applications of Quali-Pro Ethephon 2 SL for *Poa* seedhead suppression.
- Quali-Pro Ethephon 2 SL has been used successfully on many bentgrass cultivars. Tolerance testing should be done in new cultivars before extensive use.
- Do not exceed a maximum of 30 oz. of Quali-Pro Ethephon 2 SL per 1000 sq. ft. per year.
- Do not mix with ammonium thiosulfate. This tank mix may result in the formation of toxic fumes.

Seedhead Suppression: Foliar application of Quali-Pro Ethephon 2 SL will provide suppression of *Poa annua* and white clover seedheads. Make the initial application prior to the emergence of new seedheads. A period of 2-3 weeks after application is required for maximum performance. Repeat applications may be made to predominately *Poa annua* or white clover sites as needed, but not less than two weeks after the previous application.

APPLICATION	SITES	RATE	SPRAY VOLUME
<i>Poa annua</i> and White Clover Seedhead Suppression	Golf course turf including Greens*, Tees*, Fairways, and Roughs	5 fl. oz./1000 ft. ²	1.0-2.0 gal./1000 ft. ²
Reapplication interval: 2 weeks or greater for all labeled grasses	Commercial Turfgrasses including Bentgrass, Kentucky Bluegrass, Perennial Ryegrass, Tall and Fine Fescue, and Bermudagrass*		

*Do not use in California on greens, tees, or Bermudagrass unless accompanied by supplemental labeling.

Tank Mixture with Products containing the active ingredient Trinexapac-Ethyl: Tank mixtures of Quali-Pro Ethephon 2 SL at 5


oz./1000 sq. ft. and trinexapac-ethyl-containing products such as T-NEX™ or Primo MAXX® at 0.125 or 0.25 oz./1000 sq. ft. can be used to promote seedhead suppression as well as turfgrass quality. Multiple applications of the tank mix combination may be needed. The number of applications must not exceed recommendations for rates or timings for either product applied once. Follow the recommendation on each product label for the most restrictive application interval for each turfgrass. Application of this tank mixture during frost periods may cause temporary turf discoloration.

Growth Suppression: An application of Quali-Pro Ethephon 2 SL slows the growth of turfgrasses, thus reducing the required frequency of mowing and the volume of clippings collected. For best turfgrass growth regulation, apply Quali-Pro Ethephon 2 SL when daytime air temperatures are 65°F and rising. Quali-Pro Ethephon 2 SL should only be applied once turfgrass mowing heights have been established for the season. Avoid multiple applications of Quali-Pro Ethephon 2 SL in areas where excessive thatch has accumulated.

APPLICATION	SITES	RATE	SPRAY VOLUME
Turfgrass Growth Regulation Reapplication intervals:	Golf course turf including Greens*, Tees*, Fairways, and Roughs	5 fl. oz./1000 ft. ²	1.0-2.0 gal./1000 ft. ²
• Kentucky Bluegrass - 7 weeks	Commercial Turfgrasses Including Bentgrass, Kentucky Bluegrass, Perennial Ryegrass, Tall and Fine Fescue		
• Perennial Ryegrass - 7 weeks			
• Tall/Fine Fescue - 4 weeks			
• Bentgrass - 4 weeks			

*Do not use in California on greens or tees unless accompanied by supplemental labeling.

NOTE: Since Quali-Pro Ethephon 2 SL is an acidic product, prolonged exposure to spray deposits will damage acrylic plastics, certain paints, and metals. Thoroughly rinse all exposed acrylic-plastic materials and painted surfaces with a detergent and water within one hour after exposure to spray deposits.



STORAGE AND DISPOSAL

Do not contaminate water, food, or feed by storage or disposal.

PESTICIDE STORAGE:

Store in a cool, dry place and away from food, feed, and other pesticides.

IF SPILLED: If container is broken or contents have spilled, follow all precautions indicated above and clean up immediately. Before cleaning up, put on full-length trousers, long-sleeved shirt, protective gloves, and goggles or face shield. Soak up spill with absorbent media such as sand, earth, or other suitable material and dispose of waste at an approved waste disposal facility.

PESTICIDE DISPOSAL:

Pesticide wastes are acutely hazardous. Improper disposal of excess pesticide, spray mixture, or rinsate is a violation of Federal law. If these wastes cannot be disposed of by use according to label instructions, contact your State Pesticide or Environmental Control Agency or the Hazardous Waste representative at the nearest EPA Regional Office for guidance.

CONTAINER DISPOSAL:

Nonrefillable Container (five gallons or less): Nonrefillable container. Do not reuse or refill this container. Offer for recycling, if available. Clean container promptly after emptying. Triple rinse as follows: Empty the remaining contents into application equipment or a mix tank and drain for 10 seconds after the flow begins to drip. Fill the container ¼ full with water and recap. Shake for 10 seconds. Pour rinsate into application equipment or a mix tank or store rinsate for later use or disposal. Drain for 10 seconds after the flow begins to drip. Repeat this procedure two more times. Then offer for recycling or reconditioning, or puncture and dispose of in a sanitary landfill or by incineration or, if allowed by state and local authorities, by burning. If container is burned, stay out of smoke.

Nonrefillable Container (greater than five gallons): Nonrefillable container. Do not reuse or refill this container. Offer for recycling, if available. Clean container promptly after emptying. Triple rinse as follows: Empty the remaining contents into application equipment or a mix tank. Fill the container ¼ full with water. Replace and tighten closures. Tip container on its side and roll it back and forth, ensuring at least one complete revolution, for 30 seconds. Stand the container on its end and tip it back and forth several times. Turn the container over onto its other end and tip it back and forth several times. Empty the rinsate into application equipment or a mix tank or store rinsate for later use or disposal. Repeat this procedure two more times. Then offer for recycling or reconditioning, or puncture and dispose of in a sanitary landfill or by incineration or, if allowed by state and local authorities, by burning. If container is burned, stay out of smoke.

Refillable Container: Refillable container. Refill this container with ethephon only. Do not reuse this container for any other purpose. Cleaning the container before final disposal is the responsibility of the person disposing of the container. Cleaning before refilling is the responsibility of the refiller. To clean the container before final disposal, empty the remaining contents from this container into application equipment or mix tank. Fill the container about 10 percent full with water. Agitate vigorously or recirculate water with the pump for 2 minutes. Pour or pump rinsate into application equipment or rinsate collection system. Repeat this rinsing procedure two more times.

IMPORTANT: Read the entire **DIRECTIONS FOR USE** and the **LIMITATION OF WARRANTY AND LIABILITY** before using this product. If terms are not acceptable, return the unopened product container at once.

LIMITATION OF WARRANTY AND LIABILITY

Read the entire Directions for Use, Conditions of Warranties and Limitations of Liability before using this product. If terms are not acceptable, return the unopened product container at once.

By using this product, user or buyer accepts the following **CONDITIONS, DISCLAIMER OF WARRANTIES** and **LIMITATIONS OF LIABILITY.**

CONDITIONS: The directions for use of this product are believed to be adequate and must be followed carefully. However, it is impossible to eliminate all risks associated with the use of this product. Crop injury, ineffectiveness or other unintended consequences may result because of such factors as weather conditions, presence of other materials, or the manner of use or application, all of which are beyond the control of Makhteshim Agan of North America, Inc. All such risks shall be assumed by the user or buyer.

DISCLAIMER OF WARRANTIES: To the extent consistent with applicable law, Makhteshim Agan of North America, Inc. makes no other warranties, express or implied, of merchantability or of fitness for a particular purpose or otherwise, that extend beyond the statements made on this label. No agent of Makhteshim Agan of North America, Inc. is authorized to make any warranties beyond those contained herein or to modify the warranties contained herein. To the extent consistent with applicable law, Makhteshim Agan of North America, Inc. disclaims any liability whatsoever for special, incidental or consequential damages resulting from the use or handling of this product.

LIMITATIONS OF LIABILITY: To the extent consistent with applicable law, the exclusive remedy of the user or buyer for any and all losses, injuries or damages resulting from the use or handling of this product, whether in contract, warranty, tort, negligence, strict liability or otherwise, shall not exceed the purchase price paid or at Makhteshim Agan of North America, Inc.'s election, the replacement of product.

QualiPro® is a registered trademark of Makhteshim Agan of North America, Inc.

Primo MAXX™ is a trademark of Syngenta Crop Protection.

