

66823-41

11/10/2005

122

Use read instructions on reverse before completing form.

Form Approved, OMB No. 2070-0060, Approval expires 2-28-95



United States
Environmental Protection Agency
Washington, DC 20460

Registration
 Amendment
 Other

OPP Identifier Number

Application for Pesticide - Section I

1. Company/Product Number 66222-41	2. EPA Product Manager Mary Waller	3. Proposed Classification <input checked="" type="checkbox"/> None <input type="checkbox"/> Restricted
4. Company/Product (Name) Bumper 14.3 EC	PM# 21	
5. Name and Address of Applicant (Include ZIP Code) Makhteshim Agan of North America, Inc. 4515 Falls of Neuse Rd., Suite 300 Raleigh, NC 27609 <input type="checkbox"/> Check if this is a new address	6. Expedited Review. In accordance with FIFRA Section 3(c)(3) (b)(i), my product is similar or identical in composition and labeling to: EPA Reg. No. _____ Product Name _____	

Section - II

<input type="checkbox"/> Amendment - Explain below.	<input type="checkbox"/> Final printed labels in response to Agency letter dated _____	NOTIFICATION NOV 10 2005
<input type="checkbox"/> Resubmission in response to Agency letter dated _____	<input type="checkbox"/> "Me Too" Application.	
<input checked="" type="checkbox"/> Notification - Explain below.	<input type="checkbox"/> Other - Explain below.	

Explanation: Use additional page(s) if necessary. (For section I and Section II.)

Notification of additional labeling, a measuring instructions pictorial for use by a subregistrant, Farmsaver.com LLC. This notification is consistent with the provisions of PR Notice 98-10 and EPA regulations at 40CFR 152.46, and no other changes have been made to the labeling or the confidential statement of formula of this product. I understand that it is a violation of 18 USC Sec. 1001 to willfully make any false statement to EPA. I further understand that if this notification is not consistent with the terms of PR Notice 98-10 and 40 CFR 152.46, this product may be in violation of FIFRA and I may be subject to enforcement action and penalties under sections 12 and 14 of FIFRA.

Section - III

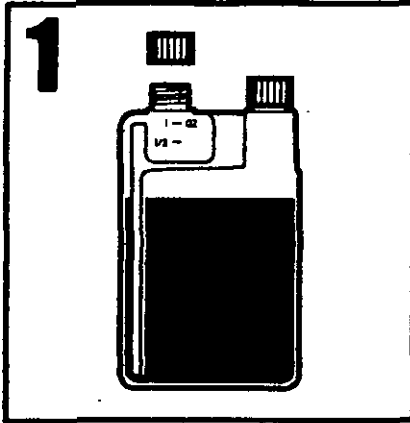
1. Material This Product Will Be Packaged In:				2. Type of Container	
Child-Resistant Packaging <input type="checkbox"/> Yes <input type="checkbox"/> No	Unit Packaging <input type="checkbox"/> Yes <input type="checkbox"/> No	Water Soluble Packaging <input type="checkbox"/> Yes <input type="checkbox"/> No	<input type="checkbox"/> Metal <input type="checkbox"/> Plastic <input type="checkbox"/> Glass <input type="checkbox"/> Paper <input type="checkbox"/> Other (Specify) _____		
* Certification must be submitted		If "Yes" Unit Packaging wgt.	No. per container	If "Yes" Package wgt.	No. per container
3. Location of Net Contents Information <input type="checkbox"/> Label <input type="checkbox"/> Container		4. Size(s) Retail Container		5. Location of Label Directions	
6. Manner in Which Label is Affixed to Product <input type="checkbox"/> Lithograph <input type="checkbox"/> Paper glued <input type="checkbox"/> Stenciled			<input type="checkbox"/> Other _____		

Section - IV


1. Contact Point (Complete items directly below for identification of individual to be contacted, if necessary, to process this application.)		
Name Jane Rothwell	Title Registration Specialist	Telephone No. (Include Area Code) 901-861-4400
Certification I certify that the statements I have made on this form and all attachments thereto are true, accurate and correct. I acknowledge that any knowingly false or misleading statement may be punishable by fine or imprisonment or both under applicable law.		6. Date Application Received (Stamped)
2. Signature 	3. Title Registration Specialist	
4. Typed Name Jane Rothwell	5. Date 10-12-05	

HOW TO USE


Measure in 1/2 - 1 ounce increments for precise tank mixing. If desired, liquid can be poured freely without measurement.



Remove cap from measuring chamber.



Squeeze container to fill measuring chamber with liquid. Release pressure.



Pour into mixing tank.

FarmSaver.com, LLC
PO Box 21365, Seattle, WA 98111
© 2005 FarmSaver.com, LLC
Always read and follow label directions.
225-3-10

QUALI-PRO™

QUAL-PRO

3/20

Propiconazole 14.3

BROAD SPECTRUM AND SYSTEMIC DISEASE CONTROL FOR TURF AND ORNAMENTALS AND A FLARE ROOT-INJECTED SYSTEMIC FUNGICIDE FOR CONTROL OF SELECTED DISEASES IN TREES

ACTIVE INGREDIENT:	% BY WT.
Propiconazole: 1-[[2-(2,4-dichlorophenyl)-4-propyl-1,3-dioxolan-2-yl]Methyl]-1H-1,2,4-triazole	14.3%
INERT INGREDIENTS:	85.7%
TOTAL	100.0%

QP Propiconazole 14.3 contains 1.3 lbs. of active ingredient per gallon.

EPA Reg. No. 66222-41-73220

EPA EST. NO. 37429-GA-2

KEEP OUT OF REACH OF CHILDREN WARNING – AVISO

Si usted no entiende la etiqueta, busque a alguien para que se la explique a usted en detalle.
(If you do not understand the label, find someone to explain it to you in detail.)

FIRST AID	
IF IN EYES	<ul style="list-style-type: none"> • Hold eye open and rinse slowly and gently with water for 15 to 20 minutes. • Remove contact lenses, if present, after the first 5 minutes, then continue rinsing eye. • Call a poison control center or doctor for treatment advice.
IF ON SKIN OR CLOTHING	<ul style="list-style-type: none"> • Take off contaminated clothing. • Rinse skin immediately with plenty of water for 15 to 20 minutes. • Call a poison control center or doctor for treatment advice.
IF SWALLOWED	<ul style="list-style-type: none"> • Immediately call a poison control center or doctor. • DO NOT give any liquid to the person. • DO NOT induce vomiting unless told to do so by a poison control center or doctor. • DO NOT give anything by mouth to an unconscious person.
IF INHALED	<ul style="list-style-type: none"> • Move person to fresh air. • If person is not breathing, call 911 or an ambulance, then give artificial respiration, preferably mouth-to-mouth if possible. • Call a poison control center or doctor for further treatment advice.
<p>Have the product container or label with you when calling a poison control center or doctor or going for treatment. For medical emergencies involving this product call 1-800-308-5391.</p> <p>NOTE TO PHYSICIAN: There is no specific antidote for this product. Induce emesis or lavage stomach, taking care to avoid aspiration of stomach contents into lungs.</p>	

See inside booklet for complete Precautionary Statements, Directions for Use, and Conditions of Sale and Warranty.

**Manufactured for FarmSaver.com, LLC
P.O. Box 21365 • Seattle, WA 98111**

225-3-06

Net Contents: 1 Quart

EPA061605

4/22

**PRECAUTIONARY STATEMENTS
HAZARDS TO HUMANS AND DOMESTIC ANIMALS
WARNING-AVISO**

Causes substantial, but temporary eye injury. **DO NOT** get in eyes or on clothing. Harmful if swallowed, inhaled, or absorbed through the skin. Avoid contact with skin or clothing. Avoid breathing vapor or spray mist.

PERSONAL PROTECTIVE EQUIPMENT (PPE)

Some materials that are chemical-resistant to this product are listed below. If you want more options, follow the instructions for Category C on an EPA chemical-resistance category selection chart.

Applicators and other handlers must wear:

- Long-sleeved shirt and long pants
- Chemical-resistant gloves, such as barrier laminate, butyl rubber, nitrile rubber, neoprene rubber, polyvinyl chloride (PVC), or Viton
- Shoes plus socks
- Protective eyewear

Discard clothing and other absorbent materials that have been drenched or heavily contaminated with this product's concentrate. **DO NOT** reuse them. Follow manufacturer's instructions for cleaning/maintaining PPE. If no such instructions for washables, use detergent and hot water. Keep and wash PPE separately from other laundry.

ENGINEERING CONTROLS STATEMENT

When handlers use closed systems, enclosed cabs, or aircraft in a manner that meets the requirements listed in the Worker Protection Standard (WPS) for agricultural pesticides [40 CFR 170.240(d)(4-6)], the handler PPE requirements may be reduced or modified as specified in the WPS.

USER SAFETY RECOMMENDATIONS

User should:

- Wash hands before eating, drinking, chewing gum, using tobacco, or using the toilet.
- Remove clothing immediately if pesticide gets inside. Then wash thoroughly and put on clean clothing.

ENVIRONMENTAL HAZARDS

This pesticide is toxic to fish. **DO NOT** apply directly to water, to areas where surface water is present, or to intertidal areas below the mean high water mark. **DO NOT** contaminate water when disposing of equipment wash water.

PHYSICAL OR CHEMICAL HAZARDS

DO NOT use or store near heat or open flame.

5/22

DIRECTIONS FOR USE

It is a violation of Federal law to use this product in a manner inconsistent with its labeling.

DO NOT apply this product in a way that will contact workers or other persons, either directly or through drift. Only protected handlers may be in the area during application. For any requirements specific to your State or Tribe, consult the agency responsible for pesticide regulation.

AGRICULTURAL USE REQUIREMENTS

Use this product only in accordance with its labeling and with the Worker Protection Standard, 40 CFR Part 170. This Standard contains requirements for the protection of agricultural workers on farms, forests, nurseries, and greenhouses, and handlers of agricultural pesticides. It contains requirements for training, decontamination, notification, and emergency assistance. It also contains specific instructions and exceptions pertaining to the statements on this label about personal protective equipment (PPE) and restricted-entry interval. The requirements in this box only apply to uses of this product that are covered by the Worker Protection Standard.

DO NOT enter or allow worker entry into treated areas during the restricted entry interval (REI) of 24 hours.

Exception: If the product is soil-injected or soil-incorporated, the Worker Protection Standard, under certain circumstances, allows workers to enter the treated area if there will be no contact with anything that has been treated.

PPE required for early entry to treated areas that is permitted under the Worker Protection Standard and that involves contact with anything that has been treated, such as plants, soil, or water is:

- Coveralls
- Chemical-resistant gloves, such as barrier laminate, butyl rubber, nitrile rubber, neoprene rubber, polyvinyl chloride (PVC), or Viton
- Shoes plus socks
- Protective eyewear

NON-AGRICULTURAL USE REQUIREMENTS

The requirements in this box apply to uses of this product that are NOT within the scope of the Worker Protection Standard for agricultural pesticides (40 CFR Part 170). The WPS applies when this product is used to produce agricultural plants on farms, forests, nurseries, or greenhouses.

DO NOT enter treated areas without protective clothing until sprays have dried.

6/22

FAILURE TO FOLLOW THE DIRECTIONS FOR USE AND PRECAUTIONS ON THIS LABEL MAY RESULT IN PLANT INJURY OR POOR DISEASE CONTROL.

GENERAL INFORMATION

QP Propiconazole 14.3 is a systemic fungicide for use on turfgrasses for the control of dollar spot (*Sclerotinia homoeocarpa*), brown patch (*Rhizoctonia solani*), anthracnose (*Colletotrichum graminicola*), red thread (*Laetisaria fuciformis*), pink patch (*Limonomyces roseipellis*), rust (*Puccinia graminis*), powdery mildew (*Erysiphe graminis*), stripe smut (*Ustilago striiformis* and *Urocystis agropyri*), summer patch (*Magnaporthe poae*), necrotic ring spot (*Leptosphaeria korrae*), spring dead spot (*Leptosphaeria korrae*, *Leptosphaeria narmari*, *Ophiosphaerella herpotricha*, *Gaeumannomyces graminis*), take-all patch (*Gaeumannomyces graminis*), leafspot (*Bipolaris* spp., *Drechslera* spp.), gray leafspot (*Pyricularia grisea*), pink snowmold (*Microdochium nivale*), Fusarium patch (*Fusarium nivale*), gray snowmold (*Typhula* spp.), yellow patch (*Rhizoctonia cerealis*), and zoysia patch (*Rhizoctonia solani*).

QP Propiconazole 14.3 also controls numerous diseases on ornamentals and other landscape and nursery plantings. It controls powdery mildews, rusts, leafspots, scabs, and blights. Refer to the appropriate section for specified diseases and plants.

DO NOT apply this product through any type of irrigation system.

MIXING INSTRUCTIONS

Fill the spray tank 1/2 to 3/4 full with water. Add the proper amount of QP Propiconazole 14.3 and then add the rest of the water. Provide sufficient agitation during mixing and application to maintain a uniform emulsion.

If QP Propiconazole 14.3 is tank mixed with other products, use the following sequence:

1. Always check the compatibility of the tank mix using a jar test with proportionate amounts of QP Propiconazole 14.3, other chemicals to be used, and the water, before mixing in the spray tank.
2. Provide sufficient jet or mechanical agitation during filling and application to keep the tank mix uniformly suspended.
3. Fill tank at least 1/2 full of clean water.
4. Add wettable powders to the tank first, allowing them to completely suspend in the tank before proceeding. This process can be hastened by premixing the product in water before adding to the tank.
5. Add flowables or suspensions next.
6. Add QP Propiconazole 14.3 next.
7. Add emulsifiable concentrates last.
8. **DO NOT** leave tank mix combinations in the spray tank for prolonged periods without agitation. Mix and apply them the same day.

TANK MIXES

For broader spectrum control, QP Propiconazole 14.3 can be tank mixed with other fungicides. For example, Subdue may be tank mixed with QP Propiconazole 14.3 or used alone when conditions are favorable for Pythium blight. QP Propiconazole 14.3 is also compatible with numerous herbicides and insecticides. Check compatibility before tank mixing. Add Unite (3 pts. per 100 gals.) to tank mixes which are incompatible. Follow the directions under **MIXING INSTRUCTIONS** for tank mixes. Observe all directions, precautions, and limitations on labeling of all products used in tank mixes. Tank mixtures or other applications of products referenced on this label are permitted only in those states in which the referenced products are registered.

TURFGRASS AND DICHONDRA DISEASE CONTROL

1. USE QP PROPICONAZOLE 14.3 IN A PREVENTIVE DISEASE CONTROL PROGRAM.
2. Apply in sufficient water to ensure thorough coverage.
3. Apply after mowing **OR** allow sprayed area to completely dry before mowing.
4. For control of foliar diseases, allow sprayed area to completely dry before irrigation.
5. For control of soil-borne diseases, QP Propiconazole 14.3 can be watered in after application.
6. Under conditions optimum for high disease pressure, use the higher rate and the shorter interval.
7. For optimum turf quality and disease control, use QP Propiconazole 14.3 in conjunction with turf management practices that promote good plant health and optimum disease control.
8. Evaluate spray additives prior to use. Label directions are based on data obtained with no additives.
9. Before use of any fungicide, proper diagnosis of the organism causing the disease is important. Use of diagnostic kits or other means of identification of the disease organism is essential to determine the best control measures.
10. **DO NOT** apply more than 16 fl. oz. per 1,000 sq. ft./calendar year nor apply more than 5.4 gals. of product per acre per calendar year.
11. **DO NOT** graze animals on treated areas. **DO NOT** feed clippings from treated areas to livestock or poultry.
12. Bermudagrass can be sensitive to QP Propiconazole 14.3. **DO NOT** exceed 4 fl. oz. per 1,000 sq. ft. every 30 days on any variety of bermudagrass. In Florida, **DO NOT** apply QP Propiconazole 14.3 to bermudagrass golf course greens when temperatures exceed 90°F.

Turfgrass—Specific Diseases, Rates, and Application Timing

8/22

Disease	Fl. Oz. Per 1,000 Sq. Ft.	Fl. Oz. Per Acre	Application Interval/ Timing	Instructions
Dollar Spot <i>(Sclerotinia homoeocarpa)</i>	0.5	22	7 days	Apply when conditions are favorable for disease development.
	0.5	22	14 days	Tank mix with low label rate of one of the following fungicides: Daconil 2787 F Daconil Ultrex
	1	44	21-28 days	Tank mix with low label rate of one of the following fungicides: Daconil 2787 F Daconil Ultrex Chipco 26019
	1-2	44-88	14-28 days	If using the 1-2 fl. oz. per 1,000 sq. ft. rate without tank mixing, make no more than 3 consecutive applications for dollar spot control before rotating to an alternate EPA-registered fungicide having a different mode of action.
Anthracnose <i>(Colletotrichum graminicola)</i>	1-2	44-88	14-28 days	Apply when conditions are favorable for disease development. When disease pressure is high, use higher rates of QP Propiconazole 14.3 and shorter intervals. For broad spectrum control, tank mix with a registered contact fungicide at the label rate. If disease is present, mix 2 fl. oz. of QP Propiconazole 14.3 per 1,000 sq. ft. with the label rate of the above mentioned contact fungicides.

Turfgrass—Specific Diseases, Rates, and Application Timing (Cont'd)

9/22

Disease	Fl. Oz. Per 1,000 Sq. Ft.	Fl. Oz. Per Acre	Application Interval/ Timing	Instructions
Brown Patch (<i>Rhizoctonia solani</i>)	1-2	44-88	14-21 days	Begin applications in May or June before disease is present. Tank mix with a registered contact fungicide labeled for brown patch control at the label rate. Under conditions of high temperatures and high humidity, use the higher rates of QP Propiconazole 14.3 and shorter intervals.
Powdery Mildew (<i>Erysiphe graminis</i>), Rust (<i>Puccinia graminis</i>)	1-2	44-88	14-28 days	Apply when conditions are favorable for disease development. If disease is present, use 2 fl. oz. of QP Propiconazole 14.3 per 1,000 sq. ft.
Red Thread (<i>Laetisaria fuciformis</i>), Pink Patch (<i>Limonomyces roseipellis</i>)	2	88	14-21 days	Apply when conditions are favorable for disease development.
Stripe Smut (<i>Ustilago striiformis</i>) (<i>Urocystis agropyri</i>)	1-2	44-88	Fall or Spring	Apply once in the fall after grass becomes dormant or in the early spring before grass starts to grow.
Gray Leafspot (<i>Pyricularia grisea</i>)	1-2	44-88	14 days	Apply when conditions are favorable for disease development. If using the 1 fl. oz. per 1,000 sq. ft. rate, tank mix with a registered contact fungicide at the label rate.

10/22

Turfgrass—Specific Diseases, Rates, and Application Timing (Cont'd)

Disease	Fl. Oz. Per 1,000 Sq. Ft.	Fl. Oz. Per Acre	Application Interval/ Timing	Instructions
Melting Out, Leaf Spot (<i>Bipolaris spp.</i>) (<i>Drechslera spp.</i>)	1-2	44-176	14 days	Under light to moderate pressure, apply QP Propiconazole 14.3 to reduce the severity of leaf spot and melting out caused by Helminthosporium-type pathogens. For broad spectrum disease control, tank mix the 1 fl. oz. QP Propiconazole 14.3 rate with a registered contact fungicide at the label rate Tank mix the 1-2 fl. oz. per 1,000 sq. ft. QP Propiconazole 14.3 rate with a registered contact fungicide at the label rate.
Summer Patch, Poa Patch (<i>Magnaporthe poae</i>)	2 4	88 176	14 days 28 days	Apply QP Propiconazole 14.3 beginning in April. Use the 4 fl. oz. per 1,000 sq. ft. rate on a 28-day schedule and the 2 fl. oz. per 1,000 sq. ft. rate on a 14-day schedule.
Take-All Patch (<i>Gaeumannomyces graminis</i>)	2-4	88-176	Spring and Fall	Apply QP Propiconazole 14.3 to reduce the severity of take-all patch. Make 1 to 2 fall applications in September and October or when night temperatures drop to 55°F, and 1 to 2 spring applications in April and May, depending on local recommendations.

11/22

Turfgrass—Specific Diseases, Rates, and Application Timing (Cont'd)

Disease	Fl. Oz. Per 1,000 Sq. Ft.	Fl. Oz. Per Acre	Application Interval/ Timing	Instructions
Spring Dead Spot (<i>Leptosphaeria korrae</i> , <i>Leptosphaeria narmari</i> , <i>Ophiosphaerella herpotricha</i> , <i>Gaeumannomyces graminis</i>)	4	176	30 days	Make 1 to 3 applications. For one application, apply in September or October. For multiple applications, begin sprays in August.
Necrotic Ring Spot (<i>Leptosphaeria korrae</i>)	4	176	Fall or Spring	Apply in the fall and/or the early spring depending on local recommendations.
Snowmold Gray (<i>Typhula spp.</i>) Pink (<i>Microdochium nivale</i>)	2-4	88-176	Late Fall	Apply one application in the late fall before snow cover. DO NOT apply on top of snow. For optimum disease control, the 2 and 3 fl. oz. QP Propiconazole 14.3 rates should be tank mixed with either PCNB or chlorothalonil at label rates.
Fusarium Patch (<i>Fusarium nivale</i>)	2-4	88-176	Fall-Early Spring	Apply when conditions are favorable for disease development.
Yellow Patch (<i>Rhizoctonia cerealis</i>)	3-4	130-176	Late Fall	Apply one application in the late fall before snow cover. DO NOT apply on top of snow. If using a 3 fl. oz. per 1,000 sq. ft. rate, tank mix with a registered contact fungicide at the label rate.

12/22

Turfgrass—Specific Diseases, Rates, and Application Timing (Cont'd)

Disease	Fl. Oz. Per 1,000 Sq. Ft.	Fl. Oz. Per Acre	Application Interval/ Timing	Instructions
Zoysia Patch, large patch of zoysia (<i>Rhizoctonia solani</i>)	3-4	130-176	Early Fall	Make one application in the early fall (mid-September to mid-October) prior to development of disease symptoms. Consult local turfgrass extension experts to determine the optimum application timing for your area.

Dichondra—Specific Disease, Rates, and Application Timing

Disease	Fl. Oz. Per 1,000 Sq. Ft.	Fl. Oz. Per Acre	Application Interval/ Timing	Instructions
Dichondra Rust (<i>Puccinia dichondrae</i>)	2	88	14-21 days	Apply when conditions are favorable for disease development.

Establishment of Cool Season Turfgrass

QP Propiconazole 14.3 provides control of many diseases of turf, and its primary use is as a fungicide for use against the diseases listed on this label. As an additional benefit, QP Propiconazole 14.3 will improve the rate of establishment when it is applied to cool season grass seedlings or sod.

New Seedlings: Apply 1 fl. oz. per 1,000 sq. ft. at the 2- to 3-leaf stage of growth for faster root development and top growth.

Sod: Apply 1 fl. oz. per 1,000 sq. ft. 2-6 weeks before cutting for increased sod knitting and faster establishment after laying.

DISEASE CONTROL IN NURSERIES (FIELD) AND LANDSCAPE PLANTINGS

1. USE QP PROPICONAZOLE 14.3 IN A PREVENTIVE DISEASE CONTROL PROGRAM. To determine the use directions for controlling a disease on an ornamental plant species, select the plant species in Table 1. The number in parentheses following the plant species refers you to the disease(s) controlled in Table 2. Find the disease in Table 2. The letter in brackets following the disease

- 13/22
- refers you to the application regime in Table 3.
2. Allow spray to dry before overhead irrigation is applied.
 3. Optimum benefit of QP Propiconazole 14.3 is obtained when used in conjunction with sound disease management practices.

General Recommendations

QP Propiconazole 14.3 may be used at rates of 2-24 fl. oz. per 100 gals. of water for control of diseases of ornamental plant species (see Tables 1, 2, and 3).

Note: You can apply up to 5.4 gals. of QP Propiconazole 14.3 per acre per crop per calendar year.

For general disease control in landscapes, apply 6-8 fl. oz. per 100 gals. of water every 21 days. For best control, begin QP Propiconazole 14.3 applications before disease development.

Note: Plant tolerances to QP Propiconazole 14.3 have been found acceptable for the specific genera and species of plants listed under the **DIRECTIONS FOR USE**. In addition, crop tolerance to QP Propiconazole 14.3 has been demonstrated (at a rate of 6-8 fl. oz. per 100 gals.) on the following ornamental plants: ajuga, Bartlett pear, bayberry, camelia, candy tuft, cotoneaster, elm, English ivy, euonymus, German statice, holly, hollyhock, impatiens, linden, lirioppe, magnolia, maples, peony, privet, raphiolepis, redbud, sweetgum, sycamore, tulip tree, vinca, and wax myrtle. Other plant species may be sensitive to QP Propiconazole 14.3 and diseases other than those listed may not be controlled. Before using QP Propiconazole 14.3 on ornamental plants or for diseases that are not listed in the **DIRECTIONS FOR USE**, test QP Propiconazole 14.3 on a small-scale basis first. **DO NOT** apply QP Propiconazole 14.3 to African violets, begonias, Boston fern, or geraniums. Apply the recommended rates for a particular type of disease, i.e., rust, powdery mildew, etc., and evaluate for phytotoxicity and disease control prior to widespread use.

14/22

Table 1. Ornamentals—Plant Species

Numbers in parentheses refer to diseases controlled. See Table 2.

Herbaceous Ornamentals	Woody Ornamentals	Nonbearing Fruits and Nuts (Nurseries and Landscape Plantings)
Calendula (4a)	Amelanchier (4d)	Apple (3q, 4d, 5a)
Carnation (5f)	Ash (4c)	Cherry (2b, 3d)
Chrysanthemum (2a)	Azalea (2c, 4b)	Citrus (3m)
Delphinium (4a)	Crabapple (3c, 3q, 4c, 5a)	Nectarine (2b)
Gomphrena (3a)	Crape Myrtle (4a)	Peach (2b)
Iris (5d)	Dogwood (3h, 4c)	Pecan (3b, 3c, 3f, 3l, 3n, 4e)
Marigold (3a)	Douglas Fir (5b)	Plum (2b)
Monarda (4c)	Hawthorn (5a)	Walnut (3j)
Phlox (4c)	Juniper (1a)	
Snapdragon (5d)	Lilac (4c)	
Sweet William (3k) (<i>Dianthus barbatus</i>)	Oaks (3p)	
Zinnia (4c)	Pines (1b, 1c)	
	Poplars (5b)	
	Pyracantha (3o)	
	Red Tip Photinia (3i)	
	Rhododendron (2c, 3n)	
	Roses (3g, 4e, 5c) (Outdoor Use Only)	
	Shasta Fir (5e)	

Table 2. Diseases

Letters in brackets refer to application regimes. See Table 3.

1. Conifer Blights
 - a. *Phomopsis juniperovora* (*Phomopsis* Blight) [B]
 - b. *Sirococcus strobolinus* (Tip Blight) [D]
 - c. *Sphaeropsis sapinea* (*Diplodia* Tip Blight) [B]
2. Flower Blight
 - a. *Ascochyta chrysanthemi* (Ray Blight) [C]
 - b. *Monilinia* spp. [A]
 - c. *Ovulinia* spp. [B]
3. Leaf Blights/Spots
 - a. *Alternaria* spp. [B]
 - b. *Cercospora* spp. (Brown Leaf Spot) [C]

- 15/22
- c. *Cladosporium* spp. (Scab) [C]
 - d. *Coccomyces hiemalis* [A]
 - e. *Colletotrichum* spp. [B]
 - f. *Cristulariella* spp. (Zonate leafspot) [C]
 - g. *Diplocarpon rosae* (Blackspot) [B]
 - h. *Discula* spp. (Anthracnose) [A]
 - i. *Fabraea maculata* (syn. *Entomosporium maculata*) [B]
 - j. *Gnomonia leptostyla* (Anthracnose) [C]
 - k. *Heterosporium echinulatum* [B]
 - l. *Mycosphaerella caryigena* (Downy Spot) [C]
 - m. *Mycosphaerella fructicola* (Greasy Spot) [E]
 - n. *Septoria* spp. (Leaf Scorch) [C]
 - o. *Spilocaea pyracanthae* [B]
 - p. *Tubakia dryina* [D]
 - q. *Venturia inaequalis* (Scab) [A]
4. Powdery Mildew
 - a. *Erysiphe* spp. [B]
 - b. *Microsphaera* spp. [C]
 - c. *Oidium* spp. [B]
 - d. *Podosphaera* spp. [B]
 - e. *Sphaerotheca pannosa* [B]
 5. Rust
 - a. *Gymnosporangium juniperi-virginianae* [A]
 - b. *Melampsora occidentalis* [D]
 - c. *Phragmidium* spp. [B]
 - d. *Puccinia* spp. [B]
 - e. *Pucciniastrum goeppertianum* [D]
 - f. *Uromyces dianthi* [B]

Table 3. Application Regimes

- [A] Mix 2-4 fl. oz. of QP Propiconazole 14.3 in 100 gals. of water and apply as a full coverage spray to the point of drip. Apply every 14-21 days during the period of primary infection. If disease is present, tank mix with an EPA-registered contact fungicide. For flower blight, apply QP Propiconazole 14.3 when there is 5-10% bloom and again at 70-100% bloom. For dogwoods, apply the 2-4 fl. oz. rate every 14 days, or apply 8 fl. oz. of QP Propiconazole 14.3 every 28 days.
- [B] Mix 5-8 fl. oz. of QP Propiconazole 14.3 in 100 gals. of water and apply as a full coverage spray to the point of drip. Apply as needed, beginning when conditions are favorable for disease development. For blackspot, apply with a registered contact fungicide labeled for black spot. For Calendula, apply every 30 days. For diplodia tip blight, make 3 applications every 14 days prior to major period of infection. For juniper phomopsis blight, make first application as soon as junipers start to grow, and repeat the applications every 14-21 days during periods of active growth.

- 16/22
- [C] Mix 8-12 fl. oz. of QP Propiconazole 14.3 in 100 gals. of water and apply as a full coverage spray to the point of drip. Apply every 30 days beginning when conditions are favorable for disease development. For pecans, apply the 12 fl. oz. rate beginning at bud break. Apply 3 times on 14-day intervals. For walnut, apply 8.5 fl. oz. at 14- to 21-day intervals. For ray blight, apply 12 fl. oz. at 7-day intervals or 20 fl. oz. at 14-day intervals.
- [D] Mix 16 fl. oz. of QP Propiconazole 14.3 in 100 gals. of water and apply as a full coverage spray to the point of drip. Apply every 14-28 days, beginning when conditions are favorable for disease development. For Douglas fir needle rust, apply once in May. For tip blight, initiate applications in mid-late winter, and apply 3 times at 2-month intervals.
- [E] Mix 20-24 fl. oz. of QP Propiconazole 14.3 in 100 gals. of water and apply as a full coverage spray to the point of drip. Apply during June to August time period.

DO NOT apply to apple, cherry, citrus, nectarine, peach, pecan, plum, or walnut trees that will bear harvestable fruit within 12 months.

A FLARE ROOT-INJECTED SYSTEMIC FUNGICIDE FOR CONTROL OF SELECTED DISEASES IN TREES

General Information

QP Propiconazole 14.3 is a systemic fungicide for use as a flare root injection for prevention and treatment of (1) oak wilt (*Ceratocystis fagacearum*) of oaks (*Quercus spp.*), (2) Dutch elm disease (*Ophiostroma ulmi*) of elms (*Ulmus spp.*), (3) sycamore anthracnose (*Apiognomonia veneta*), and (4) leaf diseases (i.e., *Venturia inaequalis*, *Gymnosporangium juniperi-virginianae*, *Pucciniastrum goeppertianum*, etc.) of crabapple (*Malus spp.*) It is recommended that QP Propiconazole 14.3 be administered by trained arborists or others trained in injection techniques and in the identification of tree diseases.

Notes: The active ingredient in QP Propiconazole 14.3 has been shown to be safe on a wide range of plant species. Before using QP Propiconazole 14.3 on ornamental plants or for diseases that are not listed in the **DIRECTIONS FOR USE**, test QP Propiconazole 14.3 on a small-scale basis and evaluate for phytotoxicity and disease control prior to widespread use.

Correct Location for Injector Placement

The flare root area is the transitional zone between the trunk and the root system. Uptake and distribution of QP Propiconazole 14.3 is more effective when injections are made into the flare roots. In addition, wounds created in the flare root area close more rapidly in comparison to wounds above the flare root area.

17/22

Tree Preparation

1. Heavy, thick, or loose outer bark may be carefully shaved to form a smoother injection point and to ensure the operator that the drill hole penetrates through the bark to the xylem.
2. If the flare roots are not clearly exposed, carefully remove 2 to 4 inches of soil from the base of the tree to uncover the top of the flare roots. Brush away loose soil.
3. Drill holes through the bark, into sapwood, using a clean sharp drill bit. Drill hole diameter should be adequate to allow insertion of injection tees and formation of air tight contact between active xylem and the delivery point of the injection tees. Generally, a drill hole diameter of 7/32–5/16 inch for elms, sycamores, and crabapples, and 5/16 inch for oaks is appropriate. Follow manufacturer's instructions for the particular injection device used in the treatment. Drill hole depth should be adequate to deliver the product into active xylem tissue. Generally, 3/4 inch depth is appropriate, but trees with thick bark may require increased drill hole depth to reach the active xylem layer. Space injectors 3 to 6 inches apart around the base of the tree. **DO NOT** drill in the valleys between the flare roots or into cankered areas. Drill above these areas into the trunk, then continue again into sound sapwood on the flares.
4. Disinfect the drill bit between trees with household bleach (20% solution), ethanol, or other disinfectant. Rinse bit with clean water after disinfecting.
5. Insert into the drilled holes the injection ports ("tees") which are connected to plastic tubing. The tubing should have inlet and outlet valves.
6. Mix the specified amount of QP Propiconazole 14.3 and water thoroughly in the tank before beginning the injection treatment.

Tree measurement

Measure the diameter of the tree using a tree diameter-tape (D-tape) at 4-1/2 feet above the ground. This is the diameter at breast height (DBH). If only a regular tape is available, measure the tree circumference and divide that number by 3.14. For crabapples, measure the diameter at the point where the tree begins to branch.

Preparation of Injection Solution

Dilute 10 ml / 1/3 oz. of QP Propiconazole 14.3 in up to 1 liter/quart of water per inch DBH. Refer to the following table as an example of the amounts of QP Propiconazole 14.3 and water to use:

18/28

DBH inches	Treatment Level (ml/oz.)	Water Volume* (liters/quarts)
5	50 ml / 1-2/3 oz.	5
10	100 ml / 3-1/3 oz.	10
15	150 ml / 5 oz.	15
20	200 ml / 6-2/3 oz.	20
25	250 ml / 8-1/3 oz.	25
30	300 ml / 10 oz.	30
35	350 ml / 11-2/3 oz.	35
40	400 ml / 13-1/3 oz.	40

*Use up to amount indicated.

Injection

For pressurized injections, with the outlet valve open, connect the tank to the inlet valve and begin pumping solution until all air bubbles come out of the outlet valve. Direct the solution into a container and return the solution to the tank. Shut off the outlet valve. Pressurize tank to 20 to 30 psi. Check for leaks and gently tap in tees if necessary. Maintain continuous pressure on the injection system until the full amount of solution is in the tree.

After injection is complete, remove injection tees and leave drill holes unplugged. A water flush to cleanse the hole will assist with wound closure. Soil should be replaced around the tree. It is not necessary to treat the drill holes with wound paint or other sealing compounds.

Contact your local extension agent for more details on tree injection. The injection system described is meant as an example; please refer to manufacturer's instructions when using other types of tree injection systems.

Retreatment

At the initial injection of QP Propiconazole 14.3, take notes on the level of disease in each tree. Reevaluate disease level in trees at 12-month intervals after treatment for the potential need for retreatment with QP Propiconazole 14.3. Preventive applications should be considered 12 to 36 months after the initial injection. Trees in high disease risk areas or high value trees should be evaluated for possible retreatment 12 months after each treatment. Follow application procedures described above for repeat injections; new drill holes will be needed for subsequent treatments.

OAK WILT: OAKS

19/22

Preventive and Therapeutic Treatment

Use 10 ml / 1/3 oz. of QP Propiconazole 14.3 in up to 1 liter/quart of water per inch DBH. For very high disease pressure, 20 ml / 2/3 oz. of QP Propiconazole 14.3 per inch DBH may be used.

In the upper Midwest, treat oaks after June 15. Wounds in oaks in the upper Midwest between May 15 and June 15 attract insects that transmit the oak wilt pathogen.

Oak trees exhibiting less than 20% crown loss from oak wilt have the best chance of responding to treatment by QP Propiconazole 14.3. Preventive application is more effective than therapeutic treatment. Trees in advanced stages of disease development may not respond to treatment.

Uninfected trees will generally absorb the full amount of QP Propiconazole 14.3 water solution within 2 hours when injected under pressure. Trees exhibiting specific symptoms or those symptomless trees immediately adjacent to a diseased tree should be considered infected. Symptomless trees separated by a primary plow line from diseased trees may be at less risk of infection. Infected trees will absorb the material more slowly due to the vascular plugging caused by the disease. If the QP Propiconazole 14.3 water solution is not absorbed within 24 hours, the tree is considered high risk and has a poor chance of survival.

See the **GENERAL INFORMATION** section for details on retreatment.

LEAF DISEASES: CRABAPPLES

Preventive Treatment

Use 10 ml / 1/3 oz. of QP Propiconazole 14.3 in up to 1 liter/quart of water per inch trunk diameter. For trees less than 10 inches trunk diameter, use 6 ml / 1/5 oz. of QP Propiconazole 14.3 per inch trunk diameter. Make applications when the trees are in full leaf and actively growing for control of the next season's leaf disease development. Disease symptoms may not be reduced the year of application. **DO NOT** use fruit from treated trees for food or feed purposes.

See the **GENERAL INFORMATION** section for details on retreatment.

ANTHRACNOSE: SYCAMORE

Preventive Treatment

Use 10 ml / 1/3 oz. of QP Propiconazole 14.3 in up to 1 liter/quart of water per inch DBH. For trees less than 10 inches DBH, use 6 ml / 1/5 oz. of QP Propiconazole 14.3 per inch DBH. Make applications when the trees are in full leaf and actively growing for control of the next season's anthracnose development.

20/22

See the **GENERAL INFORMATION** section for details on retreatment.

DUTCH ELM DISEASE IN ELMS

Preventive and Therapeutic Treatment

Use 6 - 10 ml / 1/5 - 1/3 oz of QP Propiconazole 14.3 in up to 1 liter/quart of water per inch DBH. For very high disease pressure, 20 ml / 2/3 oz. of QP Propiconazole 14.3 per inch DBH may be used.

Notes: (1) Accurate diagnosis of Dutch elm disease is important since QP Propiconazole 14.3 only provides control of Dutch elm disease in elms. (2) QP Propiconazole 14.3 will be most effective when used in conjunction with other cultural practices recommended for management of Dutch elm disease (removal of dead elm trees, pruning of diseased tree limbs and branches, control of bark beetles, etc.) (3) Preventive applications can be made at 6 to 10 ml / 1/5-1/3 OZ./inch DBH. The 6 ml / 1/5 oz. rate should provide 24 months control and the 10 ml / 1/3 oz. rate should provide 36 months control. (4) Therapeutic treatment in trees showing disease symptoms should be made at 10-20 ml/1/3 - 2/3 oz/inch DBH. Retreatment may be needed every 12 to 36 months. Trees in advanced stages of disease development may not respond to treatment. For further information on the proper diagnosis and control of Dutch elm disease, consult your local extension agent.

See the **GENERAL INFORMATION** section for details on retreatment.

STORAGE AND DISPOSAL

DO NOT contaminate water, food, or feed by storage or disposal.

PESTICIDE DISPOSAL: Pesticide wastes are toxic. Improper disposal of unused pesticide, spray mixture, or rinse water is a violation of Federal law. If these wastes cannot be used according to label instructions, contact your State Pesticide or Environmental Control Agency or the Hazardous Waste representative at the nearest EPA Regional Office for guidance in proper disposal methods.

CONTAINER STORAGE: DO NOT reuse empty container. Triple rinse container (or equivalent), then offer for recycling or reconditioning, or puncture and dispose of in a sanitary landfill or by incineration, or if allowed by state and local authorities, by burning. Stay out of smoke from burning containers.

For minor spills, leaks, etc., follow all precautions indicated on this label and clean up immediately. Take special care to avoid contamination of equipment and facilities during cleanup procedures and disposal of wastes. In the event of a major spill, fire, or other emergency, call CHEMTREC at 800-424-9300 day or night.

2/22

WARRANTY STATEMENT


FarmSaver.com LLC warrants that this product conforms to the chemical description on the label thereof and is reasonably fit for purposes stated on such label only when used in accordance with directions under normal use conditions. It is impossible to eliminate all risks inherently associated with use of this product. Crop injury, ineffectiveness, or other unintended consequences may result because of such factors as weather conditions, presence of other materials, or the manner of use or application, all of which are beyond the control of FarmSaver.com LLC. In no case shall FarmSaver.com LLC be liable for consequential, special, or indirect damages resulting from the use or handling of this product. All such risks shall be assumed by the Buyer. In addition to the foregoing, no purchaser of this product (other than an end user) shall be entitled to any reimbursement for any loss suffered as a result of any suspension or cancellation of the registration for this product by the U.S. Environmental Protection Agency. Except as expressly provided herein, FarmSaver.com LLC makes no warranties, guarantees, or representations of any kind, either expressed or implied, or by usage of trade, statutory or otherwise, with regard to the product sold, including, but not limited to merchantability, fitness for a particular purpose, use or eligibility of the product for any particular trade usage. The exclusive remedy of any buyer or user of this product for any and all losses, injuries, or damages resulting from or in any way arising from the use, handling, or application of this product, whether in contract, warranty, tort, negligence, strict liability, or otherwise, shall be damages not exceeding the purchase price paid for this product or, at FarmSaver.com LLC's election, the replacement of this product.

Quali-Pro is a trademark of FarmSaver.com, LLC

Unite is a registered trademark of Loveland Industries, Inc.

EPA061605

aa/aa



**Makhteshim Agan of
North America, Inc.**

MANA

October 12, 2005

Document Processing Desk (NOTIF)
Office of Pesticide Programs (7504C)
USEPA
1801 South Bell St.
CM2, Room 266A
Arlington, VA 22202

Attn: Ms. Mary Waller, PM Team 21
Phone: 703-305-0598

Re: **Notification of Additional Labeling, a Measuring Instructions Pictorial, for use by
Subregistrant Farmsaver.com LLC (EPA Reg. No. 66222-41-73220)
Bumper® 14.3 EC (Propiconazole) Fungicide, EPA Reg. No. 66222-41**

Dear Ms. Waller:

Makhteshim Agan of North America, Inc., hereby notifies the Agency that subregistrant Farmsaver.com LLC proposes to use a Measuring Instruction Pictorial in addition to the 1 Quart packaging label (below).

In support of this request, the following documents are attached:

- Application for Pesticide Registration (EPA form 8570-1)
- One copy of the Measuring Instruction Pictorial label
- One copy of Quali-Pro Propiconazole 14.3% label (1 Quart), EPA Reg. No. 66222-41-73220

This notification is consistent with the provisions of PR Notice 98-10 and EPA regulations at 40CFR 152.46, and no other changes have been made to the labeling or the confidential statement of formula of this product. I understand that it is a violation of 18 USC Sec. 1001 to willfully make any false statement to EPA. I further understand that if this notification is not consistent with the terms of PR Notice 98-10 and 40 CFR 152.46, this product may be in violation of FIFRA and I may be subject to enforcement action and penalties under sections 12 and 14 of FIFRA.

Should you have any questions regarding this notification, please contact me at 901-861-440 or email at jane.rosnell@epa.gov.

Sincerely,

Jane Rothwell
Registration Specialist

Enclosures