



66222-37 6.13.2008 1/40  
UNITED STATES ENVIRONMENTAL PROTECTION AGENCY  
WASHINGTON, D.C. 20460

OFFICE OF  
PREVENTION, PESTICIDES AND  
TOXIC SUBSTANCES

Ms. Anne Stout  
Product Registration  
MANA, Inc.  
4515 Falls of Neuse Rd, Suite 300  
Raleigh, NC 27609

JUN 13 2008

SUBJECT: Application for Pesticide Notification (PRN 98-10)  
Request General Label Change  
EPA Reg. No. 66222-37  
Application Dated May 7, 2008

Dear Registrant:

The Agency is in receipt of your Application for Pesticide Notification under Pesticide Registration Notice (PRN) 98-10 dated 05/07/08 for the above product. The Registration Division (RD) has conducted a review of this request for its applicability under PRN 98-10 and finds that the action(s) requested fall within the scope of PRN 98-10. The label submitted with the application has been stamped "Notification" and will be placed in our records.

If you have any questions, please call me directly at 703-305-6249 or Owen F. Beeder of my staff at 703-308-8899.

Sincerely,

A handwritten signature in black ink, appearing to read "Linda Arrington".

Linda Arrington  
Notifications & Minor Formulations Team Leader  
Registration Division (7505P)  
Office of Pesticide Programs

2/40



May 7, 2008

Document Processing Desk (NOTIF)  
Registration Division (7504P)  
Office of Pesticide Programs  
U.S. Environmental Protection Agency  
Ariel Rios Building  
1200 Pennsylvania Ave, NW  
Washington DC 20460

Attn: Mr. James Tompkins, PM, Team 25  
Phone: 703-305-5697

Re: Atrazine 4L, EPA Reg. No. 66222-36  
Atrazine 90DF, EPA Reg. No. 66222-37  
Notification of addition of "terraced" to Environmental Hazards section per your mail dated 11-24-04

Dear Mr. Tompkins:

Per your email dated November 24, 2004, we are submitting a notification to add the word terraced to our Atrazine 4L and 90DF product labels.

In support of our submission, the following documents are enclosed for each subject product:

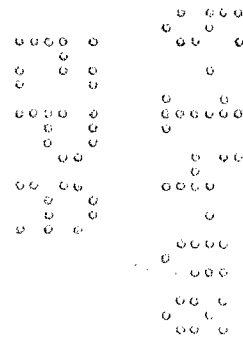
- Application for Pesticide Registration (EPA Form 8570-1)
- Copy of your referenced e mail
- One copy of final printed labeling including supplemental labeling

Should you have any questions about this submission, please do not hesitate to contact me at 901-861-4400 or e mail me at [annies@manainc.com](mailto:annies@manainc.com).

Sincerely,

Anne Stout  
Registration Specialist

Enclosures





Please read instructions on reverse before completing form.

Form Approved, OMB No. 2070-0080, Approval expires 2-28-95

3/40



United States  
Environmental Protection Agency  
Washington, DC 20460

<input type="checkbox"/>	Registration
<input type="checkbox"/>	Amendment
<input checked="" type="checkbox"/>	Other

OPP Identifier Number

### Application for Pesticide - Section I

1. Company/Product Number 66222-37	2. EPA Product Manager Jim Tompkins	3. Proposed Classification <input type="checkbox"/> None <input checked="" type="checkbox"/> Restricted
4. Company/Product (Name) Atrazine 90DF	PM# 25	
5. Name and Address of Applicant (Include ZIP Code) Makhteshim Agan of North America, Inc. 4515 Falls of Neuse Rd., Suite 300 Raleigh, NC 27609 <input type="checkbox"/> Check if this is a new address	6. Expedited Review. In accordance with FIFRA Section 3(c)(3)(b)(i), my product is similar or identical in composition and labeling to: EPA Reg. No. _____ Product Name _____	

**NOTIFICATION**  
JUN 13 2008

### Section - II

<input type="checkbox"/> Amendment - Explain below.	<input type="checkbox"/> Final printed labels in response to Agency letter dated _____
<input type="checkbox"/> Resubmission in response to Agency letter dated _____	<input type="checkbox"/> "Me Too" Application.
<input checked="" type="checkbox"/> Notification - Explain below.	<input type="checkbox"/> Other - Explain below.

Explanation: Use additional page(s) if necessary. (For section I and Section II.)

Notification of addition of "terraced" to Environmental Hazards section per Jim Tompkins e mail dated 11-24-04:  
This notification is consistent with the provisions of PR Notice 98-10 and EPA regulations at 40CFR 152.46, and no other changes have been made to the labeling or the confidential statement of formula for this product. I understand that it is a violation of 18 USC Sec. 1001 to willfully make any false statement to EPA. I further understand that if this notification is not consistent with the terms of PR Notice 98-10 and 40 CFR 152.46, this product may be in violation of FIFRA and I may be subject to enforcement action and penalties under Sections 12 and 14 of FIFRA.

### Section - III

1. Material This Product Will Be Packaged In:				2. Type of Container	
Child-Resistant Packaging <input type="checkbox"/> Yes <input type="checkbox"/> No	Unit Packaging <input type="checkbox"/> Yes <input type="checkbox"/> No	Water Soluble Packaging <input type="checkbox"/> Yes <input type="checkbox"/> No		<input type="checkbox"/> Metal	<input type="checkbox"/> Plastic
				<input type="checkbox"/> Glass	<input type="checkbox"/> Paper
* Certification must be submitted		If "Yes" Unit Packaging wgt.	No. per container	Other (Specify) _____	
		If "Yes" Package wgt	No. per container		
3. Location of Net Contents Information <input type="checkbox"/> Label <input type="checkbox"/> Container		4. Size(s) Retail Container		5. Location of Label Directions <input type="checkbox"/>	
6. Manner in Which Label is Affixed to Product		<input type="checkbox"/> Lithograph <input type="checkbox"/> Paper glued <input type="checkbox"/> Stenciled		<input type="checkbox"/> Other _____	

### Section - IV

1. Contact Point (Complete items directly below for identification of individual to be contacted, if necessary, to process this application.)		
Name Anne Stout	Title Registration Specialist	Telephone No. (include Area Code) 901-861-4400
2. Signature 		6. Date Application Received (Stamped)
3. Title Registration Specialist		
4. Typed Name Anne Stout	5. Date 5-7-08	

**Certification**  
I certify that the statements I have made on this form and all attachments thereto are true, accurate and complete. I acknowledge that any knowingly false or misleading statement may be punishable by fine or imprisonment or both under applicable law.

-----Original Message-----

**From:** [Tompkins.Jim@epamail.epa.gov](mailto:Tompkins.Jim@epamail.epa.gov) [<mailto:Tompkins.Jim@epamail.epa.gov>]

**Sent:** Wednesday, November 24, 2004 1:32 PM

**To:** [K.wherry@speerproducts.com](mailto:K.wherry@speerproducts.com); [joe.conti@bayercropscience.com](mailto:joe.conti@bayercropscience.com);  
[dmiller@growmark.com](mailto:dmiller@growmark.com); [nikr@ucoop.com](mailto:nikr@ucoop.com); [qolson@aceto.com](mailto:qolson@aceto.com); [mseinnan@aceto.com](mailto:mseinnan@aceto.com);  
[stylesm@helenachemical.com](mailto:stylesm@helenachemical.com); [sspencer@lesco.com](mailto:sspencer@lesco.com); [joe@controlsolutionsinc.com](mailto:joe@controlsolutionsinc.com);  
[ted.head@us.nufarm.com](mailto:ted.head@us.nufarm.com); [fmgersich@dow.com](mailto:fmgersich@dow.com);  
[registrationsbydesign@worldnet.att.net](mailto:registrationsbydesign@worldnet.att.net); [fay@mamainc.com](mailto:fay@mamainc.com); [frank\\_sobotka@msn.com](mailto:frank_sobotka@msn.com);  
[russell.paul.schneider@monsanto.com](mailto:russell.paul.schneider@monsanto.com); [otrobinson@tenkoz.com](mailto:otrobinson@tenkoz.com);  
[nancy.robey@microflocompany.com](mailto:nancy.robey@microflocompany.com); [lesshockey@drexchem.com](mailto:lesshockey@drexchem.com); Parshley Tom USGR;  
[jgehring@sipcamagrousa.com](mailto:jgehring@sipcamagrousa.com); [srawlinsmana@aol.com](mailto:srawlinsmana@aol.com); [bikaminski@dow.com](mailto:bikaminski@dow.com);  
[annies@manainc.com](mailto:annies@manainc.com); [lchan@drexchem.com](mailto:lchan@drexchem.com); [Rebecca.M.Ashley@USA.dupont.com](mailto:Rebecca.M.Ashley@USA.dupont.com);  
[dawn.m.fee-white@monsanto.com](mailto:dawn.m.fee-white@monsanto.com); [kim@regwest.com](mailto:kim@regwest.com); [michael@brazosassociates.com](mailto:michael@brazosassociates.com);  
[Glenda.Haage@UAP.com](mailto:Glenda.Haage@UAP.com); [kleppecc@basf-corp.com](mailto:kleppecc@basf-corp.com); [Chris.Wible@Scotts.com](mailto:Chris.Wible@Scotts.com);  
[Paula.Bodey@Scotts.com](mailto:Paula.Bodey@Scotts.com); [alicewalker@epaconsulting.net](mailto:alicewalker@epaconsulting.net); [gchalvorson@agrilliance.com](mailto:gchalvorson@agrilliance.com);  
[bill\\_metzger@spectrumbrands.com](mailto:bill_metzger@spectrumbrands.com); [bill.washburn@microflocompany.com](mailto:bill.washburn@microflocompany.com);  
[diane@cpda.com](mailto:diane@cpda.com); [JCDIEM@aol.com](mailto:JCDIEM@aol.com); [b.l.ridsdale@att.net](mailto:b.l.ridsdale@att.net); [mripato@tenkoz.com](mailto:mripato@tenkoz.com);  
[lou\\_laderman@spectrumbrands.com](mailto:lou_laderman@spectrumbrands.com); [akersr@basf.com](mailto:akersr@basf.com); [eric.tamichi@valent.com](mailto:eric.tamichi@valent.com);  
[morrisq@albaughinc.com](mailto:morrisq@albaughinc.com)

**Subject: Notification Addition of "terraced" to atrazine labels.**

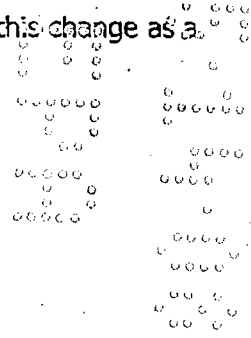
In the Environmental Hazards Section of your Agency accepted atrazine label, you may change "tile-outletted fields containing standpipes" to "tile-outletted terraced fields containing standpipes". If you make the change, this section of the Environmental Hazard Section would then read:

- "One of the following restrictions must be used in applying atrazine to tile-terraced fields containing standpipes:
- Do not apply within 66 feet of standpipes in tile-outletted terraced fields.
  - Apply this product to the entire tile-outletted terraced field and immediately incorporate it to a depth of 2-3 inches in the entire field.
  - Apply this product to the entire tile-outletted terraced field under a no-till practice only when a high crop residue management practice is practiced. High crop residue management is described as a crop management practice where little or no crop residue is removed from the field during and after crop harvest."

If this is the only change you are making to your label, you may submit this change as a notification following the procedures in PR 98-10.

Notifications to make this change should be submitted to:

Jim Tompkins  
Product Manager 25  
Registration Division (7505C)  
USEPA Ariel Rios Building (AR)  
1200 Pennsylvania Avenue, NW  
Washington DC 20460



5/40

[Note to EPA label editor: This is the MASTER LABEL and is for Atrazine 90 DF packaged in Water Soluble Packets. See SECONDARY LABEL at the end of the MASTER LABEL for Atrazine 90 WDG not packaged in Water Soluble Packets.]

**RESTRICTED USE PESTICIDE**

(DUE TO GROUND AND SURFACE WATER CONCERNS)

FOR RETAIL SALE TO AND USE ONLY BY CERTIFIED APPLICATORS OR PERSONS UNDER THEIR DIRECT SUPERVISION, AND ONLY FOR THOSE USES COVERED BY THE CERTIFIED APPLICATOR'S CERTIFICATION.

**Atrazine 90DF**

Herbicide

**NOTIFICATION**

**JUN 13 2008**

For season-long weed control in corn, sorghum, and certain other crops  
**PACKAGED IN WATER SOLUBLE PACKETS**

ACTIVE INGREDIENTS:	% BY WT.
Atrazine: 2-chloro-4-ethylamino-6-isopropylamino-s-triazine .....	88.5%
Related Compounds: .....	1.5%
<b>INERT INGREDIENTS:</b> .....	<b>10.0%</b>
	Total 100.0%

ATRAZINE 90DF is a water-dispersible granule.  
This product contains .9 lbs. of atrazine per 1 lb. of product.

**KEEP OUT OF REACH OF CHILDREN**

**CAUTION**

**FIRST AID**

- IF IN EYES:**
  - Hold eye open and rinse slowly and gently with water for 15-20 minutes.
  - Remove contact lenses, if present, after the first 5 minutes, then continue rinsing.
  - Call a poison control center or doctor for treatment advice.
- IF SWALLOWED:**
  - Call a poison control center or doctor immediately for treatment advice.
  - Have person sip a glass of water if able to swallow.
  - Do not induce vomiting unless told to by a poison control center or doctor.
- IF ON SKIN OR CLOTHING:**
  - Take off contaminated clothing.
  - Rinse skin immediately with plenty of water for 15-20 minutes.
  - Call a poison control center or doctor for treatment advice.
- IF INHALED:**
  - Move person to fresh air.
  - If person is not breathing, call 911 or an ambulance, then give artificial respiration, preferably mouth-to-mouth, if possible.
  - Call a poison control center or doctor for further treatment advice.

Have the product container or label with you when calling a poison control center or doctor or going for treatment. You may also contact PROSAR at 1-877-250-9291 for emergency medical treatment information.


**NOTE TO PHYSICIAN:** There is no specific antidote for atrazine. If this product is ingested, induce emesis or lavage stomach. The use of an aqueous slurry of activated charcoal may be considered.

**NET WEIGHT: 25 POUNDS**  
**(Contains 25 one pound water soluble packets)**

EPA Reg. No. 66222-37  
EPA Est. No. 11603-IS-001



Makhteshim-Agan of North America, Inc.  
551 Fifth Avenue, Suite 1100  
New York, NY 10176



6/40

**PRECAUTIONARY STATEMENTS  
HAZARDS TO HUMANS AND DOMESTIC ANIMALS  
CAUTION**

Causes moderate eye irritation. Avoid contact with eyes, skin, or clothing. Harmful if swallowed, absorbed through skin, or inhaled. Avoid breathing vapors or spray mist.

**PERSONAL PROTECTIVE EQUIPMENT (PPE)**

Some materials that are chemical-resistant to this product are listed below. If you want more options, follow the instructions for Category A on an EPA chemical-resistance category selection chart.

**Applicators using spray equipment mounted on their backs must wear:**

- Coveralls over long-sleeved shirt and long pants
- Chemical-resistant footwear plus socks
- Chemical resistant gloves made of any waterproof material such as polyethylene or polyvinyl chloride

**Mixers, loaders, applicators, flaggers, and other handlers must wear:**

- Long-sleeved shirt and long pants
- Chemical-resistant gloves made of any waterproof material such as polyethylene or polyvinyl chloride
- Shoes plus socks
- Chemical-resistant apron when mixing/loading, cleaning up spills, cleaning equipment, or otherwise exposed to the concentrate

See engineering controls for additional requirements.

Follow manufacturer's instructions for cleaning/maintaining PPE. If no such instructions for washables, use detergent and hot water. Keep and wash PPE separately from other laundry. Discard clothing and other absorbent materials that have been drenched or heavily contaminated with this product's concentrate. Do not reuse them.

**ENGINEERING CONTROLS:** Water soluble packets when used correctly qualify as a closed mixing/loading system under the Worker Protection Standard for Agricultural Pesticides [40 CFR 170.240 (d)(4)]. Mixers and loaders using water soluble packets must:

- wear the personal protection equipment required on this labeling for mixers and loaders, and
- be provided and have immediately available for use in an emergency, such as a broken package, spill, or equipment breakdown: chemical resistant footwear.

Pilots must use an enclosed cockpit in a manner that is consistent with the WPS for Agricultural Pesticides [40 CFR 170.240 (d)(6)]. Pilots must wear the PPE required on this labeling for applicators, however, they do not need to wear chemical-resistant gloves when using an enclosed cockpit.

Flaggers supporting aerial applications must use an enclosed cab that meets the definition of the Worker Protection Standard for Agricultural Pesticides [40 CFR 170.240 (d)(5)] for dermal protection.

When applicators use enclosed cabs in a manner that meets the requirements listed in the Worker Protection Standard (WPS) for agricultural pesticides [40 CFR 170.240(d)(5)], the handler PPE requirements may be reduced or modified as specified in the WPS.

**USER SAFETY RECOMMENDATIONS**

**Users should:**

- Wash hands before eating, drinking, chewing gum, using tobacco, or using the toilet.
- Remove PPE/clothing immediately if pesticide gets inside. Then wash thoroughly and put on clean clothing.
- Remove PPE immediately after handling this product. Wash the outside of gloves before removing. As soon as possible, wash thoroughly and change into clean clothing.

**ENVIRONMENTAL HAZARDS**

Atrazine can travel (seep or leach) through soil and can enter ground water which may be used as drinking water. Atrazine has been found in ground water. Users are advised not to apply atrazine to sand and loamy sand soils where the water table (ground water) is close to the surface and where these soils are very permeable, i.e., well-drained. Your local agricultural agencies can provide further information on the type of soil in your area and the location of ground water.

This product must not be mixed or loaded within 50 ft. of intermittent streams and rivers, natural or impounded lakes and reservoirs. This product must not be applied within 66 ft. of points where field surface water runoff enters perennial or intermittent streams and rivers or within 200 ft. of natural or impounded lakes and reservoirs. If this product is applied to highly erodible land, the 66-ft. buffer or setback from runoff entry points must be planted to crop, seeded with grass, or other suitable crop.

7/40

This product must not be mixed or loaded or used within 50 ft. of all wells, including abandoned wells, drainage wells, and sink holes. Operations that involve mixing, loading, rinsing, or washing of this product into or from pesticide handling or application equipment or containers within 50 ft. of any well are prohibited, unless conducted on an impervious pad constructed to withstand the weight of the heaviest load that may be positioned on or moved across the pad. Such a pad shall be designed and maintained to contain any product spills or equipment leaks, container or equipment rinse or wash water, and rain water that may fall on the pad. Surface water shall not be allowed to either flow over or from the pad, which means the pad must be self-contained. The pad shall be sloped to facilitate material removal. An unroofed pad shall be of sufficient capacity to contain at a minimum 110% of the capacity of the largest pesticide container or application equipment on the pad. A pad that is covered by a roof of sufficient size to completely exclude precipitation from contact with the pad shall have a minimum containment of 100% of the capacity of the largest pesticide container or application equipment on the pad. Containment capacities as described above shall be maintained at all times. The above-specified minimum containment capacities do not apply to vehicles when delivering pesticide to the mixing/loading sites.

Additional state imposed requirements regarding well-head setbacks and operational area containment must be observed.

Users of atrazine in the state of Minnesota are encouraged to reference the Minnesota Water Quality Best Management Practices for Agricultural Herbicides found at [www.mda.state.mn.us/herbicidebmps](http://www.mda.state.mn.us/herbicidebmps).

One of the following restrictions must be used in applying atrazine to tile-outletted terraced fields containing standpipes:

- Do not apply this product within 66 ft. of standpipes in tile-outletted terraced fields.
- Apply this product to the entire tile-outletted terraced field and immediately incorporate it to a depth of 2-3 inches in the entire field.
- Apply this product to the entire tile-outletted terraced field under a no-till practice only when a high crop residue management practice is practiced. High crop residue management is described as a crop management practice where little or no crop residue is removed from the field during and after crop harvest.

This pesticide is toxic to aquatic invertebrates. Do not apply directly to water, to areas where surface water is present, or to intertidal areas below the mean high water mark. Do not apply when weather conditions favor drift from treated areas. Runoff and drift from treated areas may be hazardous to aquatic organisms in neighboring areas. Do not contaminate water when disposing of equipment wash waters.

See additional precautionary statements and directions for use below.

**DIRECTIONS FOR USE**

It is a violation of Federal law to use this product in a manner inconsistent with its labeling.

Do not apply this product in a way that will contact workers or other persons, either directly or through drift. Only protected handlers may be in the area during application. For any requirements specific to your State or Tribe, consult the agency responsible for pesticide regulation.

**AGRICULTURAL USE REQUIREMENTS**

Use this product only in accordance with its labeling and with the Worker Protection Standard, 40 CFR Part 170. This Standard contains requirements for the protection of agricultural workers on farms, forests, nurseries, and greenhouses, and handlers of agricultural pesticides. It contains requirements for training, decontamination, notification, and emergency assistance. It also contains specific instructions and exceptions pertaining to the statements on this label about personal protective equipment (PPE) and restricted-entry interval. The requirements in this box only apply to uses of this product that are covered by the Worker Protection Standard.

Do not enter or allow worker entry into treated areas during the restricted-entry interval (REI) of 12 hours. Exception: If the product is soil-injected or soil-incorporated, the Worker Protection Standard, under certain circumstances, allows workers to enter the treated area if there will be no contact with anything that has been treated.

PPE required for early entry to treated areas that is permitted under the Worker Protection Standard and that involves contact with anything that has been treated, such as plants, soil, or water, is:

- Coveralls
- Shoes plus socks
- Chemical resistant gloves made of any waterproof material

**NON-AGRICULTURAL USE REQUIREMENTS**

The requirements in this box apply to uses of this product that are NOT within the scope of the Worker Protection Standard for agricultural pesticides (40 CFR Part 170). The WPS applies when this product is used to produce agricultural plants on farms, forests, nurseries, or greenhouses.

8/40  
Do not enter or allow others to enter until sprays have dried.

**ANY USE OF THIS PRODUCT IN AN AREA WHERE USE IS PROHIBITED IS A VIOLATION OF FEDERAL LAW.** Before using this product, you must consult the Atrazine Watershed Information Center (AWIC) to determine whether the use of this product is prohibited in your watershed. AWIC can be accessed through [www.atrazine-watershed.info](http://www.atrazine-watershed.info) or 1-866-365-3014. If use of this product is prohibited in your watershed, you may return this product to your point of purchase or contact Makhteshim Agan for a refund.

**FAILURE TO FOLLOW THE DIRECTIONS FOR USE AND USE PRECAUTIONS ON THIS LABEL MAY RESULT IN POOR WEED CONTROL, CROP INJURY, OR ILLEGAL RESIDUES.**

**CHEMIGATION STATEMENT:** Do not apply this product through any type of irrigation system.

#### GENERAL INFORMATION

This herbicide controls many annual broadleaf and grass weeds in corn, sorghum, sugar cane, and certain other crops specified on this label. This product may be applied before or after weeds emerge.

Following many years of continuous use of this product and chemically related products, biotypes of some of the weeds listed on this label have been reported which cannot be effectively controlled by this and related herbicides. Where this is known or suspected and weeds controlled by this product are expected to be present along with resistant biotypes, we recommend the use of this product in combinations or in sequence with other registered herbicides which are not triazines. If only resistant biotypes are expected to be present, use a registered non-triazine herbicide. Consult your state Agricultural Extension Service for specific recommendations.

Since this product acts mainly through root absorption, its effectiveness depends on moisture to move it into the root zone. If weeds develop, a shallow cultivation or rotary hoeing will generally result in better weed control.

This product is noncorrosive to equipment and metal surfaces, is nonflammable, and has low electrical conductivity.

Avoid using near adjacent desirable plants or in greenhouses or injury may occur.

To avoid spray drift, do not apply under windy conditions. Avoid spray overlap as crop injury may result.

Where the use directions give a range of rates, use the lower rate in coarse-textured soil and soil low in organic matter; use the higher rate on fine-textured soil and soil high in organic matter.

**Note:** Makhteshim-Agan does not recommend applications in combination with other herbicides or oils except as specifically described on the label or in literature published by Makhteshim-Agan.

When tank mixing or sequentially applying atrazine or products containing atrazine to corn or sorghum, do not exceed an application rate of 2.0 lbs. active ingredient (or 2.2 lbs. of this product) per acre for any single application, and the total lbs. of active ingredient per acre must not exceed 2.5 lbs. active ingredient (or 2.77 lbs. of this product) per acre per year.

When tank mixing or sequentially applying atrazine or products containing atrazine to crops other than corn or sorghum, the total pounds of atrazine applied (lbs. a.i. per acre) must not exceed the specific seasonal rate limits as noted in the use directions for each crop.

#### APPLICATION PROCEDURES

**Ground application:** Use conventional ground sprayers equipped with nozzles that provide accurate and uniform application. Be certain that nozzles are uniformly spaced and are the same size. Calibrate sprayer before use and recalibrate at the start of each season and when changing carriers. Unless otherwise specified, use a minimum of 10 gals. of spray mixture per acre for all preplant incorporated, preplant surface, preemergence, and postemergence applications (with or without oil or surfactant) with ground equipment.

Use a pump with capacity to: (1) maintain 35-40 psi at nozzles, (2) provide sufficient agitation in tank to keep mixture in suspension, and (3) to provide a minimum of 20% bypass at all times. Use centrifugal pumps which provide propeller shear action for dispersing and mixing this product. The pump should provide a minimum of 10 gals./minute/100 gal. tank size circulated through a correctly positioned sparger tube or jets.

Use screens to protect the pump and to prevent nozzles from clogging. Screens placed on the suction side of the pump should be 16-mesh or coarser. Do not place a screen in the recirculation line. Use 50-mesh or coarser screens between the pump and boom, and where required, at the nozzles. Check nozzle manufacturer's recommendations.

For band applications, calculate amount to be applied per acre as follows:



$$\frac{\text{Band width in inches}}{\text{Row width in inches}} \times \text{Broadcast rate per acre} = \text{Amount needed per acre of field}$$

9/40

**Aerial application:** Use aerial application only where broadcast applications are specified. Apply in a minimum of 1 gal. of water for each 1 lb. of Atrazine 90DF applied per acre. For postemergence treatments on corn and sorghum, apply recommended rate in a minimum of 2 gals. of water per acre. Avoid applications under conditions where uniform coverage cannot be obtained or where excessive spray drift may occur.

Avoid application to humans or animals. Flagmen and loaders should avoid inhalation of spray mist and prolonged contact with skin.

**Application in water or liquid fertilizer:** Nitrogen solution or complete liquid fertilizer may replace all or part of the water as a carrier for preemergence, preplant incorporated, or preplant surface ground application on corn and sorghum. Check the compatibility of this product with liquid fertilizer and/or nitrogen solution as shown below before use. Do not apply in nitrogen solution or complete liquid fertilizer after corn or sorghum emerges or crop injury may occur.

**Compatibility Test:** Since liquid fertilizers can vary even within the same analysis, always **check compatibility with herbicide(s) each time before use.** Be especially careful when using **complete** suspension or fluid fertilizers as serious compatibility problems are more likely to occur. Commercial application equipment may improve compatibility in some instances. The following test assumes a spray volume of 25 gals. per acre. For other spray volumes, make appropriate changes on the ingredients. Check compatibility using this procedure:

- Add 1 pt. of fertilizer to each of 2 one-qt. jars with tight lids.
- To **one** of the jars, add ¼ tsp. or 1.2 milliliters of a compatibility agent approved for this use such as Compex or Unite (¼ tsp. is equivalent to 2 pts./100 gals. spray). Shake or stir gently to mix.
- To **both** jars, add the appropriate amount of herbicide(s). If more than one herbicide is used, add them separately with dry herbicides first, flowables next, and emulsifiable concentrates last. After each addition, shake or stir gently to thoroughly mix. The appropriate amount of herbicides for this test follows:

**Dry herbicides:** For each pound to be applied per acre, add 1.5 level teaspoons to each jar.

**Liquid herbicides:** For each pint to be applied per acre, add 0.5 teaspoon or 2.5 milliliters to each jar.

- After adding all ingredients, put lids on and tighten, and invert each jar 10 times to mix. Let the mixtures stand 15 minutes and then look for separation, large flakes, precipitates, gels, heavy oily film in the jar, or other signs of incompatibility. Determine if the compatibility agent is needed in the spray mixture by comparing the 2 jars. If either mixture separates but can be remixed readily, the mixture can be sprayed as long as good agitation is used. If the mixtures are incompatible, test the following methods of improving compatibility: (A) slurry the dry herbicide(s) in water before addition, or (B) add ½ of the compatibility agent to the fertilizer and the other ½ to the emulsifiable concentrate or flowable herbicide before addition to the mixture. If incompatibility is still observed, do not use the mixture.

**Application in water plus emulsifiable oil or oil concentrate:** Adding emulsifiable oil (petroleum-derived, petroleum-derived oil concentrate, or single or mixed crop-derived oil concentrate) to postemergence water-based sprays in corn and sorghum may improve weed control. However, under certain conditions, the use of either type of oil may seriously injure the crop. To minimize this possibility, observe the following directions:

Use one of the following properly emulsified:

- A suitable oil concentrate containing a least 1%, but not more than 20% suitable emulsifier or surfactant blend.
- Petroleum-derived oil containing at least 1% suitable emulsifier.

**Note:** In the event of a compatibility problem when mixing oil with Atrazine 90DF and water, a compatibility agent such as Compex or Unite should be used. Any of the above oils contaminated with water or other materials can cause compatibility problems and/or crop injury.

**Mixing Procedures--All Uses except as noted below in water soluble packet section:** (1) Be sure sprayer is clean and not contaminated with any other materials or crop injury or sprayer clogging may result. (2) Fill tank ¼ full with clean water, nitrogen solution, or complete liquid fertilizer. (3) Start agitation. (4) Be certain that the agitation system is working properly and creates a rippling or rolling action on the liquid surface. (5) Pour product directly from bag into tank. (6) Continue filling tank until 90% full. Increase agitation if necessary to maintain surface action. (7) Add emulsifiable oil, oil concentrate, or tank mix herbicide(s) after this product is thoroughly suspended. (8) Finish filling tank. (9) Empty tank as completely as possible before refilling to prevent buildup of oil or emulsifiable concentrate residue. Maintain agitation to avoid separation of materials. (10) If an oil or emulsifiable concentrate film starts to build up in the tank, drain it and clean with strong detergent solution or solvent. (11) Clean sprayer thoroughly immediately after use by flushing system with water containing a detergent.

**Mixing Procedures when Packaged in Water Soluble Packets:** Use a minimum spray volume of 10 gallons of water per acre. Fill the spray or nurse tank 1/2 full with water. Open the outer wrapper of this product and immediately dump required contents into spray tank. If possible, direct the fill water over the top of the packets. Allow the water soluble bag(s) to dissolve completely. Depending on the water temperature and agitation, the packets should be completely dissolved within approximately 3 to 5 minutes from the time they were added to the spray tank. Start hydraulic or mechanical agitation. Air agitation is not recommended. Mix thoroughly to fully disperse and suspend the product. Fill the spray tank with the required amount of water. Add tank mix partners in this order: all products in water-soluble packaging, wettable powders, wettable granules (dry flowables), liquid flowables, liquids, and emulsifiable concentrates. Always allow each tank mix partner to fully disperse before adding the next product. Maintain sufficient agitation while adding the remainder of the water and until all of the mixture has been applied. Maintain agitation during storage in nurse or supply tank or application. Where dosages are expressed as fractions of pounds, prepare the tank mix to the lower of the nearest whole package. Note: Each bag contains 1.0 pound of formulated product, which is equivalent to .9 pound active ingredient.

**Rotational Crops—All Uses:** (1) Do not rotate to any crop except corn or sorghum until the following year or injury may occur. (2) If applied after June 10, do not rotate with crops other than corn or sorghum the next year or crop injury may occur. (3) In the High Plains and Intermountain areas of the West where rainfall is sparse and erratic or where irrigation is required, use only when corn or sorghum is to follow corn or sorghum or when a crop of untreated corn or sorghum is to precede other rotational crops. (4) In eastern parts of the Dakotas, KS, western MN, and NE; do not rotate to soybeans if the rate applied to corn or sorghum was more than 2.2 lbs./A or equivalent band application rate or soybean injury may occur. (5) Injury may occur to soybeans planted the year following application on soils having a calcareous surface layer. (6) Do not plant sugar beets, tobacco, vegetables (including dry beans), spring-seeded small grains, or small-seeded legumes and grasses the year following application or injury may occur.

**SPRAY DRIFT MANAGEMENT**

Avoiding spray drift at the application site is the responsibility of the applicator. The interaction of many equipment- and weather-related factors determine the potential for spray drift. The applicator and the grower are responsible for considering all these factors when making decisions. The following drift management requirements must be followed to avoid off-target drift movement from aerial applications to agricultural field crops. These requirements do not apply to forestry applications, public health uses, or to applications using dry formulations.

1. The distance of the outer most nozzles on the boom must not exceed 3/4 the length of the wingspan or rotor.
2. Nozzles must always point backward parallel with the air stream and never be pointed downwards more than 45 degrees.

Where states have more stringent regulations, they should be observed.

The applicator should be familiar with and take into account the information covered in the Aerial Drift Reduction Advisory Information.

**Importance of Droplet Size**

The most effective way to reduce drift potential is to apply large droplets. The best drift management strategy is to apply the largest droplets that provide sufficient coverage and control. Applying larger droplets reduces drift potential, but will not prevent drift if applications are made improperly, or under unfavorable environmental conditions (see Wind, Temperature and Humidity, and Temperature Inversions sections of this label).

**Controlling Droplet Size**

- Volume-Use high flow rate nozzles to apply the highest practical spray volume. Nozzles with higher rated flows produce larger droplets.
- Pressure-Use the lower spray pressures recommended for the nozzle. Higher pressure reduces droplet size and does not improve canopy penetration. When higher flow rates are needed, use higher flow rate nozzles instead of increasing pressure.
- Number of nozzles-Use the minimum number of nozzles that provide uniform coverage.
- Nozzle Orientation-Orienting nozzles so that the spray is released backwards parallel to the airstream will produce larger droplets than other orientations. Significant deflection from the horizontal will reduce droplet size and increase drift potential.
- Nozzle Type-Use a nozzle type that is designed for the intended application. With most nozzle types, narrower spray angles produce larger droplets. Consider using low-drift nozzles. Solid stream nozzles oriented straight back produce larger droplets than other nozzle types.
- Boom Length-For some use patterns, reducing the effective boom length to less than 3/4 of the wingspan or rotor length may further reduce drift without reducing swath width.

- Application-Applications should not be made at a height greater than 10 feet above the top of the largest plants unless a greater height is required for aircraft safety. Making applications at the lowest height that is safe reduces exposure of droplets to evaporation and wind.

**Swath Adjustment**

When applications are made with a cross-wind, the swath will be displaced downwind. Therefore, on the up and downwind edges of the field, the applicator must compensate for this displacement by adjusting the path of the aircraft upwind. Swath adjustment distance should increase, with increasing drift potential (higher wind, smaller drops, etc.).

**Wind**

Drift potential is lowest between wind speeds of 2-10 mph. However, many factors, including droplet size and equipment type determine drift potential at any given speed. Application should be avoided below 2 mph due to variable wind direction and high inversion potential. NOTE: Local terrain can influence wind patterns. Every applicator should be familiar with local wind patterns and how they affect spray drift.

**Temperature and Humidity**

When making applications in low relative humidity, set up equipment to produce larger droplets to compensate for evaporation. Droplet evaporation is most severe when conditions are both hot and dry.

**Temperature Inversions**

Applications should not occur during a temperature inversion because drift potential is high. Temperature inversions restrict vertical air mixing, which causes small, suspended droplets to remain in a concentrated cloud. This cloud can move in unpredictable directions due to the light variable winds common during inversions. Temperature inversions are characterized by increasing temperatures with altitude and are common on nights with limited cloud cover and light to no wind. They begin to form as the sun sets and often continue into the morning. Their presence can be indicated by ground fog; however, if fog is not present, inversions can also be identified by the movement of smoke from a ground source or an aircraft smoke generator. Smoke that layers and moves laterally in a concentrated cloud (under low wind conditions) indicates an inversion, while smoke that moves upwards and rapidly dissipates indicates good vertical air mixing.

**Sensitive Areas**

The pesticide should only be applied when the potential for drift to adjacent sensitive areas (e.g. residential areas, bodies of water, known habitat for threatened or endangered species, non-target crops) is minimal (e.g. when wind is blowing away from the sensitive areas).

**ATRAZINE 90DF APPLIED ALONE-CORN OR GRAIN SORGHUM\***

**Preplant Surface-Applied, Preplant Incorporated, or Preemergence (or Postemergence at 2.2 lbs./A of This Product With Oil)**

**Broadleaf and Grass Weeds Controlled**

Barnyardgrass (watergrass)***	Cocklebur**	Nightshade
Giant foxtail**	Groundcherry	Pigweed
Green foxtail***	Jimsonweed	Purslane
Large (hairy) crabgrass**	Kochia	Ragweed
Wild oats	Lambsquarters	Sicklepod**
Witchgrass ( <i>Panicum capillare</i> )***	Annual morningglory	Velvetleaf (buttonweed)***
Yellow foxtail***	Mustards	

**Postemergence with Emulsifiable Oil or Oil Concentrate in Water (at 1.3 lbs./A of This Product)**

**Broadleaf Weeds Controlled**

Annual morningglory	Pigweed	Cocklebur
Ragweed	Jimsonweed	Smartweed
Lambsquarters	Wild buckwheat	
Mustards	Velvetleaf**	

\*Where there are state/local requirements regarding atrazine use (including lower maximum rates and/or greater setbacks) which are different from the label, the more restrictive/protective requirements must be followed. Certain states may have established rate limitations within specific geographical areas. Consult your state lead pesticide control agency for additional information. It is a violation of this label to deviate from state use regulations.

\*\*Partial control only.

12/40

\*\*\*Partial control only on medium- and fine-textured soils.

### CORN

**Preplant Surface-Applied (broadleaf and grass control):** Use on medium- and fine-textured soil with minimum-tillage or no-tillage systems only in CO, IA, IL, IN, KS, KY, MN, MO, MT, ND, NE, SD, WI, and WY. Apply the recommended rate of Atrazine 90DF shown in Table 1 up to 45 days prior to planting. If an unsatisfactory length of weed control results from adverse environmental conditions following early treatment, a follow-up application of an appropriately labeled herbicide may be used. If the follow-up treatment includes atrazine, do not exceed the labeled rate for corn indicated in Table 1. On coarse-textured soils, do not apply more than 2 weeks prior to planting.

If weeds are present at the time of treatment, apply in tank-mix combination with a contact herbicide (for example, Gramoxone Extra or Roundup). Observe directions for use, precautions, and restrictions on the label of the contact herbicide.

**Note:** To the extent possible, do not move treated soil out of the row or move untreated soil to the surface during planting, or weed control will be diminished.

**Preplant Incorporated (Broadleaf and grass control):** Broadcast in spring after plowing at rate in Table 1. Apply to the soil and incorporate before, during, or after final seedbed preparation. Avoid deep incorporation. For best results, apply within 2 weeks prior to planting.

**Preemergence or At-Planting (Broadleaf and grass control):** Apply during or shortly after planting before weed emergence at rate in Table 1.

**Postemergence (Broadleaf and grass control):** Apply before weeds exceed 1½ inches in height and before corn exceeds 12 inches in height at rate in Table 1.

**TABLE 1: BROADLEAF AND GRASS WEED CONTROL IN CORN\***

**FOR ALL SOIL APPLICATIONS PRIOR TO CROP EMERGENCE**

- **On Highly Erodible Soils (as defined by the Natural Resource Conservation Service)**  
If conservation tillage is practiced (leaving at least 30% of the soil covered with plant residues at planting), apply a maximum of 2.2 lbs./A of this product (2.0 lbs. active ingredient) as a single broadcast spray. If the soil coverage with plant residue is less than 30% at planting, a maximum of 1.77 lbs./A of this product (1.6 lbs. active ingredient) may be applied.
- **On Soils Not Highly Erodible**  
Apply 2.2 lbs./A of this product (2.0 lbs. active ingredient) as a single broadcast spray.

**FOR POSTEMERGENCE APPLICATION**

If no atrazine was applied prior to corn emergence, apply a maximum of 2.2 lbs./A of this product (2.0 lbs. active ingredient) broadcast. If a postemergence treatment is required following an earlier herbicide application, the total atrazine applied may not exceed 2.5 lbs. active ingredient (2.77 lbs. of this product) per acre per calendar year.

**\*Broadleaf control (eastern CO, western KS, western NE, NM, OK Panhandle, west TX, and eastern WY):** On sand, loamy sand, sandy loam, mild to strongly alkaline soil, and all recently leveled soil, apply no more than 1.3 lbs./A of this product, either preplant surface, preplant incorporated, or preemergence. On other soils in these areas, apply rate in Table 1 for broadleaf and grass control.

Where there are state/local requirements regarding atrazine use (including lower maximum rates and/or greater setbacks) which are different from the label, the more restrictive/protective requirements must be followed. Certain states may have established rate limitations within specific geographical areas. Consult your state lead pesticide control agency for additional information. It is a violation of this label to deviate from state use regulations.

**Postemergence with emulsifiable oil or oil concentrate in water:** Add the following volume of one of the type oils indicated for aerial or ground application unless the oil label specifies otherwise:

Type Oil	Ground Application	Aerial Application
Oil Concentrate (Crop or Petroleum-derived)	1 qt./A	½ -1 qt./A
Petroleum-derived oil	1 gal./A	2 qts./A

**Note:** Crop-derived or petroleum-derived oil concentrates should contain at least 1% but not more than 20% suitable emulsifier or surfactant blend. Petroleum-derived oils should contain at least 1% suitable emulsifier.

**Broadleaf and grass control:** For postemergence control of those weeds listed under **Preplant Incorporated and Preemergence**, broadcast 2.2 lbs./A of this product plus emulsifiable oil or oil concentrate after weed emergence but before weeds reach 1½ inches in height and before corn exceeds 12 inches in height.

**Broadleaf control:** For postemergence control of those weeds listed under **Postemergence with emulsifiable oil or oil concentrate in water**, broadcast 1.3 lbs./A of this product plus emulsifiable oil or oil concentrate before pigweed and lambsquarters reach 6 inches in height and before all other weeds reach 4 inches in height. A cultivation may be necessary if all weeds are not controlled or if weeds regrow.

*Precautions: For applications with emulsifiable oil or oil concentrate in water:*

- *Inbred lines or any breeding stock may be severely injured by applications with emulsifiable oil or oil concentrate.*
- *Adding other insecticides, herbicides, liquid fertilizers, or other materials is not recommended because they may cause compatibility problems or crop injury.*
- *Store and handle emulsifiable oil and oil concentrate carefully. Oil contaminated with even a small amount of water may not emulsify properly when added to the tank.*
- *Do not apply when crop is under stress from prolonged cold, wet weather, poor fertility, or other factors, or when crop is wet and succulent from recent rainfall.*
- *When tank mixing or sequentially applying atrazine or products containing atrazine to corn or sorghum, do not exceed an application rate of 2.0 lbs. active ingredient (or 2.2 lbs. of this product) per acre for any single application, and the total lbs. of active ingredient per acre must not exceed 2.5 lbs. active ingredient (or 2.77 lbs. of this product) per acre per year.*
- *Do not apply more than 2.5 lbs. active ingredient (or 2.77 lbs. of Atrazine 90DF) per acre per calendar year and do not apply more than 2.0 lbs. active ingredient (or 2.2 lbs. of Atrazine 90DF) for any single application.*
- *Postemergence applications to corn must be made before crop exceeds 12 inches in height.*

**TANK MIXTURES FOR CORN**

This product may be tank mixed with these herbicides for control of certain broadleaf and grass weeds in corn:

Dual® (metolachlor)	Dual + Gramoxone Extra	Dual + Roundup (glyphosate)
Dual + Princep®	Dual + Princep + Gramoxone Extra	Dual + Princep + Roundup
Lasso® or Lasso EC (alachlor)	Lasso or Lasso EC + Roundup	Lasso or Lasso EC + Gramoxone Extra
Gramoxone Extra	Princep	Princep + Gramoxone Extra
Princep + Round Up	Roundup	Sutan+®
Bexton® or Ramrod® (propachlor)		

Use tank mix directions appearing on the labels of the above herbicides when tank mixing with this product. Observe all precautions and limitations on labeling of products used in a particular tank mix.

**Note:** When the labels of the above herbicides refer to Atrazine 80W, use equivalent rates of Atrazine 90DF. One lb. of atrazine 80W equals 0.9 lb. of Atrazine 90DF.

**Princep 80W, Princep 4L, or Princep Caliber 90®**

In addition to the weeds listed under **Atrazine 90DF Applied Alone--Corn or Grain Sorghum--Preplant Surface-Applied, Preplant Incorporated, or Preemergence**, this combination also controls crabgrass, fall panicum, and carpetweed.

Broadcast tank mix before planting, at planting, or after planting, but before crop and weeds emerge, at rates in Table 2. Use the 1:1 ratio for control of most weeds. Use the 1:2 ratio for expected heavy infestations of crabgrass and fall panicum. Cultivate shallowly if weeds develop.

**Preplant Surface Applied:** Use on medium- and fine-textured soils with minimum-tillage or no-tillage systems only in CO, IA, IL, IN, KS, KY, MN, MO, MT, ND, NE, SD, WI, and WY. Apply the recommended rate of Atrazine 90DF and Princep shown in Table 2 up to 45 days prior to planting. Refer to the Atrazine 90DF alone section for information if weeds should develop following the early treatment. On coarse-textured soils, do not apply more than 2 weeks prior to planting. Refer to the **Atrazine 90DF Applied Alone--Preplant Surface-Applied** section of the corn label for additional details.

If weeds are present at time of treatment, apply in a tank mix combination with a contact herbicide (like Gramoxone Extra or Roundup). Observe directions for use, precautions, and restrictions on the label of the contact herbicide.

**Note:** To the extent possible, do not move treated soil out of the row or move untreated soil to the surface during planting or weed control will be diminished.

14/40

**Preplant Incorporated:** Apply to the soil and incorporate in the spring before, during, or after final seedbed preparation. Avoid deep incorporation. For best results, apply within 2 weeks prior to planting.

**Preemergence:** Apply during or shortly after planting but before crop and weeds emerge.

Refer to **Corn** sections of this label and to Princep 80W, Princep Caliber 90, or Princep 4L labels for further directions, limitations, and precautions.

**TABLE 2: TANK MIXTURES WITH PRINCEP ON CORN**

Soil Texture	Broadcast Rate Per Acre			
	1:1 Ratio*		1:2 Ratio**	
	This product	Princep 80W <sup>1</sup>	This product	Princep 80W <sup>1</sup>
Sand, loamy sand, sandy loam	1.1 lbs.	1.25 lbs.	0.73 lb.	1.67 lbs.
Loam, silt loam, silt, clay loam, sandy clay loam, silty clay loam, sandy clay, or silty clay with low organic matter	1.3 lbs.	1.5 lbs.	0.88 lb.	2 lbs.
Loam, silt loam, silt, clay loam, sandy clay loam, silty clay loam, sandy clay, or silty clay with medium to high organic matter, and clay (including dark prairie soils of the Corn Belt)	1.6 lbs.	1.8 lbs.	1.07 lbs.	2.4 lbs.

\*For control of most weeds.

\*\*For control of expected heavy infestations of crabgrass and fall panicum.

<sup>1</sup> When using Princep Caliber 90 or Princep 4L, use equivalent rates. One lb. of Princep 80W equals 0.9 lb. of Princep Caliber 90 or 1.6 pts. of Princep 4L.

**Princep 80W, Princep 4L, or Princep Caliber 90 plus Roundup:** Use as tank mixture for preemergence and postemergence control of certain broadleaf and grass weeds where corn will be planted directly into a cover crop, established sod, or in previous crop residues. Refer to Roundup label for all directions, weeds controlled, precautions, and limitations.

**Princep 80W, Princep 4L, or Princep Caliber 90 plus Gramoxone:** Use as tank mixture with Princep or Gramoxone Extra to kill existing vegetation and for residual weed control where corn will be planted directly into a cover crop, established sod, or in previous crop residues. Add this product and Princep to water in spray tank agitating until thoroughly mixed. Then add Gramoxone Extra and a nonionic surfactant such as X-77<sup>®</sup>. Continue agitation during application. Broadcast 1.1-2.2 lbs. of this product plus 1.25-2.5 lbs. of Princep 80W (or 2-4 pts. of Princep 4L or 1.1-2.2 lbs. of Princep Caliber 90) plus a suitable amount of Gramoxone Extra in 20-60 gals. of water per sprayed acre. Refer to the Gramoxone Extra label for the appropriate rates to utilize in this tank mixture. Apply before, during, or after planting but before corn emerges. Add 0.5 pt. of a nonionic surfactant such as X-77 per 100 gals. of spray mixture. Use the higher rate of Gramoxone Extra specified on the label if existing vegetation is 4-6 inches tall. This mixture will not control weeds taller than 6 inches.

Refer to further limitations and precautions on labels for this product, Princep, and Gramoxone Extra.

*Precautions: For all applications to corn:*

- Do not apply more than 2.5 lbs. active ingredient (or 2.77 lbs. of Atrazine 90DF) per acre per calendar year and do not apply more than 2.0 lbs. active ingredient (or 2.2 lbs. of Atrazine 90DF) for any single application.
- When tank mixing or sequentially applying atrazine or products containing atrazine to corn or sorghum, do not exceed an application rate of 2.0 lbs. active ingredient (or 2.2 lbs. of this product) per acre for any single application, and the total lbs. of active ingredient per acre must not exceed 2.5 lbs. active ingredient (or 2.77 lbs. of this product) per acre per year.
- For best control of velvetleaf and cocklebur use the maximum allowable single application rate of 2 lbs. active ingredient (2.2 lbs. of Atrazine 90DF) per acre either alone or in tank mix combinations.
- Following harvest, plow (moldboard or disk-plow) and thoroughly till soil in fall or spring to minimize possible injury to spring-seeded rotational crops regardless of rate used.
- For field corn forage uses, allow 60 days between last application and harvest.
- For sweet corn uses, allow 45 days between last application and harvest.
- Postemergence applications to corn must be made before crop reaches 12 inches in height.

**Note for all applications to corn:** Do not graze or feed forage from treated areas for 21 days following application.

**SORGHUM AND SORGHUM-SUDAN HYBRIDS (GRAIN AND FORAGE TYPES)**

**Preplant Surface-Applied (Broadleaf and grass control):** Use on medium- and fine-textured soil with minimum-tillage or no-tillage systems only in CO, IA, IL, IN, KS, KY, MN, MO, MT, ND, NE, SD, WI, and WY.

15/40

Apply the recommended rate of Atrazine 90DF shown in Table 3 up to 45 days prior to planting. If an unsatisfactory length of weed control results from adverse environmental conditions following early treatment, a follow-up application of an appropriately labeled herbicide may be used. If the follow-up treatment includes atrazine, do not exceed the labeled rate for corn indicated in Table 1. Under dry conditions, irrigation after application is recommended to move Atrazine 90DF into the soil.

If weeds are present at time of treatment, apply in a tank-mix combination with a contact herbicide (for example, Gramoxone Extra or Roundup). Observe directions for use, precautions, and restrictions on the label of the contact herbicide.

**Note:** To the extent possible, do not move treated soil out of the row or move untreated soil to the surface during planting or weed control will be diminished.

**Preplant Incorporated (Broadleaf and grass control):** Broadcast in spring after plowing at rate shown in Table 3. Apply before, during, or after final seedbed preparation. If soil is tilled or worked after application, avoid deep incorporation. For best results, apply within 2 weeks prior to planting.

**Preemergence or At-Planting (Broadleaf and grass control):** Apply during or shortly after planting but prior to weed or crop emergence at rate shown in Table 3.

**Postemergence (Broadleaf and grass control):** Apply at rate shown in Table 3 before weeds exceed 1½ inches in height and before sorghum exceeds 12 inches in height.

**TABLE 3: Broadleaf and Grass Weed Control in Sorghum** <sup>1,2</sup>

**FOR ALL SOIL APPLICATIONS PRIOR TO CROP EMERGENCE**

- **On Highly Erodible Soils (as defined by the Natural Resource Conservation Service)**  
If conservation tillage is practiced (leaving at least 30% of the soil covered with plant residues at planting), apply a maximum of 2.2 lbs./A of this product (2.0 lbs. active ingredient) as a single broadcast spray. If the soil coverage with plant residue is less than 30% at planting, a maximum of 1.77 lbs./A of this product (1.6 lbs. active ingredient) may be applied.
- **On Soils Not Highly Erodible**  
Apply 2.2 lbs./A of this product (2.0 lbs. active ingredient) as a single broadcast spray

**FOR POSTEMERGENCE APPLICATION**

If no atrazine was applied prior to sorghum emergence, apply a maximum of 2.2 lbs./A of this product (2.0 lbs. active ingredient) broadcast. If a postemergence treatment is required following an earlier herbicide application, the total atrazine applied may not exceed 2.5 lbs. active ingredient (2.77 lbs. of this product) per acre per calendar year.

<sup>1</sup>Do not apply preplant surface or preplant incorporated in AL, AR, FL, GA, LA, MS, NC, NM, OK, SC, TN, or TX. Do not apply preemergence in NM, OK, or TX, except in northeast OK and the TX Gulf Coast and Blacklands area.

<sup>2</sup>Where there are state/local requirements regarding atrazine use (including lower maximum rates and/or greater setbacks) which are different from the label, the more restrictive/protective requirements must be followed. Certain states may have established rate limitations within specific geographic areas. Consult your state lead pesticide control agency for additional information. It is a violation of this label to deviate from state use regulations.

In case of planting failure, sorghum or corn may be replanted. Do not make a second broadcast application or injury may occur. If originally applied in a band and sorghum or corn is replanted in untreated row middles, this product may be applied in a band to the second planting provided the maximum application rate of 2.5 lbs. a.i./A atrazine (or 2.77 lbs. of Atrazine 90DF) per calendar year is not exceeded.

**Preemergence broadleaf weed control in furrow-irrigated bedded sorghum (AZ and CA only):** For preemergence control of many broadleaf weeds, broadcast 0.9-1.3 lbs./A of this product after bed preparation, during or after planting, but before sorghum and weeds emerge and before the first furrow irrigation. Follow with several regular irrigations, making sure to thoroughly wet all soil.

*Precautions for preemergence application to furrow-irrigated bedded sorghum in AZ and CA: To avoid possible sorghum injury, do not use on sand or loamy sand soil or on sorghum planted in furrows. Applications to sorghum growing on alkali soils or where cuts, fills, or erosion have exposed calcareous or alkali subsoils may cause crop injury. In case of crop failure, do not replant sorghum for 8 months following application. Corn may be planted immediately.*

**Postemergence broadleaf weed control with emulsifiable oil or oil concentrate in water:** Broadcast 1.3 lbs./A of this product for control of many broadleaf weeds. Apply before pigweed and lambsquarters reach 6 inches in height and before all other weeds reach 4 inches in height. In CO, western KS, NM, OK, TX, and desert

regions of AZ and CA, apply when sorghum is 6-12 inches in height but before it reaches boot stage. In all other areas, apply after sorghum reaches the 3-leaf stage but before it exceeds 12 inches in height. Add 1 gal. of emulsifiable oil per acre for ground application and 0.5 gal/A for aerial application, or add 1 qt. of oil concentrate for ground application. A cultivation may be necessary if all weeds are not controlled or if weeds regrow.

For the list of weeds controlled, see **Atrazine 90DF Applied Alone--Corn or Grain Sorghum--Postemergence with Emulsifiable Oil or Oil Concentrate in Water.**

*Precautions for applications with emulsifiable oil or oil concentrate in water: See Precautions for applications in emulsifiable oil or oil concentrate in water in CORN section.*

**Postemergence broadleaf weed control with surfactant (CO, western KS, NM, OK, TX, and desert regions of AZ and CA only):** Broadcast 1.3 lbs./A of this product plus 0.75-1.5 pts. of surfactant after sorghum reaches 6 inches in height but before weeds exceed 1½ inches in height. Apply only on sandy loam and finer-textured soil.

*Precautions: For all applications to sorghum:*

- Heavy rain immediately following application tends to cause excessive concentrations of herbicide in seed furrow resulting in possible crop injury. Do not apply to furrow-planted sorghum until furrows are leveled (plowed in). Level deep planter marks or seed furrows before application.
- Application to sorghum growing under stress caused by minor element deficiency or to sorghum growing on highly calcareous soil may result in crop injury.
- Following harvest, plow (moldboard or disk-plow) and thoroughly till soil in fall or spring to minimize possible injury to spring-seeded rotational crops regardless of rate used.
- Injury may occur if both this herbicide, preplant surface, preplant incorporated, or preemergence, and an at-planting systemic insecticide applied in-furrow are used.
- When tank mixing or sequentially applying atrazine or products containing atrazine to corn or sorghum, do not exceed an application rate of 2.0 lbs. active ingredient (or 2.2 lbs. of this product) per acre for any single application, and the total lbs. of active ingredient per acre must not exceed 2.5 lbs. active ingredient (or 2.77 lbs. of this product) per acre per year.
- Do not apply more than 2.5 lbs. active ingredient (2.77 lbs. of this product) per acre per calendar year and do not apply more than 2.0 lbs. active ingredient (2.2 lbs. Atrazine 90DF) per acre for any single application..
- For all soil applications prior to crop emergence (except for preemergence use on bedded sorghum in AZ and CA), do not apply to coarse-textured soils, i.e., sand, loamy sand, sandy loam, or to medium- and fine-textured soils having less than 1% organic matter or injury may occur.
- For postemergence applications, do not apply to sand or loamy sand.
- For preemergent sorghum forage uses, allow 60 days between the last application and harvest.
- For postemergent sorghum forage uses, allow 45 days between the last application and harvest.
- Postemergence applications to sorghum must be made before crop reaches 12 inches in height.
- Do not graze or feed forage from treated areas for 21 days following application.

**TANK MIXTURES FOR GRAIN SORGHUM**

**Dual 8E:** Use as tank mixture with Dual 8E for control of those weeds listed on the Dual 8E label as well as on this label. Use this tank mixture only on sorghum seed treated with Concep®. Refer to the Dual 8E label for all directions, precautions, and limitations.

**WINTER WEED CONTROL IN TEXAS**

For postemergence control of winter weeds only, such as henbit, seedling dock, and annual thistle on fall-bedded land in the Gulf Coast and Blacklands of Texas. Apply 0.9-1.1 lbs./A of this product postemergence to the weeds in November or December to land that will be planted to corn, grain sorghum, or forage sorghum the following spring. For best results, add a suitable surfactant such as X-77 at the rate of 0.5% of the spray volume, an emulsifiable oil at the rate of 1.0% of the spray volume, or an oil concentrate at the rate of 1 qt./A.

Normal weed control programs may be used in the following corn, grain sorghum, or forage sorghum crop.

**Note:** Do not plant any crops except corn, grain sorghum, or forage sorghum the spring following this treatment or illegal residues may result.

**ATRAZINE 90DF ALONE-CHEMICAL FALLOW**

**Wheat-Sorghum-Fallow:** To control annual broadleaf and grass weeds following wheat harvest and in the following sorghum crop when grown under minimum tillage, broadcast 2.5 lbs./A of this product to wheat stubble immediately following wheat harvest. If weeds are present at application, remove them with a sweep plow or other suitable implement after application or use an approved contact herbicide before or after the application of Atrazine 90DF. Plant sorghum into wheat stubble the following spring with minimum soil disturbance. Use a



17/46

surface planter or a planter leaving a shallow furrow. If weeds are present at planting, remove them with a sweep plow or other suitable implement before planting.

For the list of weeds controlled, see **Atrazine 90DF Applied Alone--Corn or Grain Sorghum--Preplant Surface-Applied, Preplant Incorporated, or Preemergence.**

*Precautions:*

- Use only on silt loam or fine-textured soil or crop injury may result.
- Wheat-sorghum-fallow cropping sequence must be followed.
- Do not apply following sorghum harvest.
- Do not make more than one application per cycle.

**Note:** Do not graze or feed forage from treated area to livestock. Do not plant any crop other than those on this label within 18 months following treatment.

**Wheat-Corn-Fallow (CO, KS, ND, NE, SD, and WY):** This product controls cheatgrass (downy brome, chess), kochia, mustards, pigweed, Russian thistle, wild lettuce, wild sunflower, and volunteer wheat during period after wheat harvest. Weed control may extend into following corn crop grown under minimum tillage.

On soils in ND and SD with a pH greater than 7.5, do not exceed 1.5 lbs. a.i./A (1.66 lbs. of Atrazine 90DF) for any application. For soils with a pH less than 7.5 in ND and SD, apply 1-2 lbs. a.i./A (1.11-2.2 lbs. of Atrazine 90DF). Use the higher rate on fine-textured soils and where heavy weed infestations are expected. Use the lower rate on coarse-textured soils and where light weed infestations are expected. In the event grasses are present in the following spring, use a grass herbicide registered for use on corn. For all other locations, do not apply more than 2.25 lbs. active ingredient (2.5 lbs. of this product) per acre for any application, and do not apply more than one application per cycle.

Follow directions for use, notes, and precautions in the **Wheat-Sorghum-Fallow** section above, substituting corn for references to sorghum.

**Wheat-Fallow-Wheat (CO, KS, ND, NE, SD, and WY):** For preemergence control of cheatgrass (downy brome, chess), common lambsquarters, field pennycress, kochia, mustard, Russian thistle, wild lettuce, and suppression of volunteer wheat during fallow period of a wheat-fallow-wheat rotation, broadcast 0.5-1.1 lbs./A of this product on all soils except those listed under *Precautions*. For control of pigweed and wild sunflower, use the higher rate. Apply to stubble ground. Treat only once during same fallow period.

**TANK MIXTURES FOR CHEMICAL FALLOW  
WHEAT-SORGHUM-FALLOW OR WHEAT-CORN-FALLOW (KS, NE)**

**Gramoxone Extra:** If weeds are present at application, a tank mix with Gramoxone Extra may be used. Broadcast 2.5 lbs. of Atrazine 90DF plus a suitable amount of Gramoxone Extra in 20-60 gals. of water per acre by ground equipment. Refer to the Gramoxone Extra label for the appropriate rates to utilize in this tank mixture. Add 0.5-1 pt. of a nonionic surfactant such as X-77 per 100 gals. of spray mixture. Add Atrazine 90DF to spray tank first and thoroughly mix with water. Then add Gramoxone Extra followed by surfactant. Use the higher rate of Gramoxone Extra specified on the label if weeds are 4-6 inches tall. This mixture will not control weeds taller than 6 inches. Apply to stubble ground. Treat only once during same fallow period. Refer to Gramoxone Extra label for further directions, precautions, and limitations.

**Wheat-Fallow-Wheat (CO, KS, ND, NE, SD, and WY)**

**Gramoxone Extra:** If weeds are present at application, a tank mix with Gramoxone Extra may be used. Broadcast 0.5-1.1 lbs. of Atrazine 90DF plus a suitable amount of Gramoxone Extra in 20-60 gals. of water per acre by ground equipment. Add 0.5-1 pt. of a nonionic surfactant such as X-77 per 100 gals. of spray mixture. Add Atrazine 90DF to spray tank first and thoroughly mix with water. Then add Gramoxone Extra followed by surfactant. Use the higher rate of Gramoxone Extra specified on the label if weeds are 4-6 inches tall. This mixture will not control weeds taller than 6 inches. Apply to stubble ground. Treat only once during same fallow period. Refer to Gramoxone Extra label for further directions, precautions, and limitations.

If weeds are present at application and this product is used alone, use either an approved contact herbicide before or after treatment or tillage after treatment.

Use tillage to control weeds which escape during fallow period. Till before planting. For this product applied alone or in tank mixture with Gramoxone Extra, plant at least 2 inches deep and 12 months or more after application.

*Precautions:*

- Do not use on sand soil.
- Do not treat eroded hillsides, caliche and rocky outcroppings, or exposed calcareous subsoil.

- Do not treat soils of the Rosebud and Canyon Series in western NE and adjoining counties in CO and WY.
- Do not treat soils with calcareous surface layers.
- Avoid spray overlap.
- Do not graze treated areas within 6 months after application.
- On all chemical fallow uses except ND and SD, do not apply more than 2.25 lbs. active ingredient per acre (2.5 lbs. of Atrazine 90DF). In ND and SD, follow the rate restrictions listed above.
- Do not apply more than once per cycle.

**Aerial application:** In order to assure that spray will be controllable within the target area when used according to label directions, make applications at a maximum height of 10 ft., using low-drift nozzles at a maximum pressure of 40 psi, and restrict application to periods when wind speed does not exceed 10 mph. To assure that spray will not adversely affect adjacent sensitive non-target plants, apply Atrazine 90DF alone by aircraft at a minimum upwind distance of 400 ft. from sensitive plants.

**ROADSIDES**

To control certain annual weeds in established perennial grasses along roadsides in CO, KS, MT, ND, NE, SD, and WY, including cheatgrass (downy brome, chess), common (annual) broomweed, little barley, medusahead, sagewort, and tumble mustard, broadcast 1.1 lbs./A of this product in a minimum of 10 gals. of water by ground equipment in the fall before ground freezes or after thawing in the spring but before the established grasses green-up and before weeds emerge. Examples of desirable established grasses include big bluestem, bluegrama, brome grass, buffalograss, crested wheatgrass, indiagrass, little bluestem, sideoats, grama, switchgrass, and western wheatgrass. Apply only once per year. Temporary discoloration or other form of injury to the desirable perennial grasses may occur following application.

*Precautions:*

- Do not cut or feed roadside grass hay.
- Do not allow livestock to graze treated areas.
- Do not apply more than 1 lb. active ingredient (or 1.1 lbs. of this product) per acre for any application, and do not make more than one application per year.

**CONSERVATION RESERVE PROGRAM (CRP) (NE, OK, OR, and TX)**

For control or suppression of the following weeds: annual ragweeds, barnyardgrass, black nightshade, cheat, cocklebur, downy brome, fall panicum, field pennycress, giant foxtail, yellow foxtail, Japanese brome, Kentucky bluegrass, kochia, lambsquarters, little barley, maretail, pigweed, prickly lettuce, smooth brome, and sunflower, refer to the directions, notes, and precautions below.

**Pure stands of newly seeded big bluestem, switchgrass, and eastern gamagrass**

Use only on loam, silt loam, silty clay loam, clay loam, and silty clay soils with at least 1% organic matter.

**Establishment:** Broadcast 2.2 lbs./A of Atrazine 90DF preplant incorporated or preemergence at time of seeding and prior to emergence of weeds. Prepare a good firm seedbed. Plant 1/2 inch deep with a grassland drill (preferred method) or a conventional drill. If a conventional drill is used on prepared seedbeds, remove all tension from the disk openers. For best results, cultipack or roll after planting.

**Renovation of existing stands of big bluestem and switchgrass planted on CRP acres**

Broadcast 1.1-2.2 lbs./A of this product to existing stands of big bluestem and switchgrass prior to the emergence of weeds. Use the low rate on soils containing from 1-2% organic matter. Use the high rate on soils with 2% or more organic matter.

**Renovation of existing stands** of the following perennial range grasses planted on CRP acres: Blue grama, indiagrass, little bluestem, sand lovegrass, sideoats grama, and western wheatgrass.

Broadcast 0.6-1.1 lbs./A of this product in the spring prior to weed emergence or in the fall before the ground freezes and prior to weed emergence after these species have been established for at least one growing season for control or partial control of the weeds listed above. Use the low rate for weeds controlled or suppressed easily. Use the higher rate on other weeds claimed in an earlier section of this label.

**Aerial Application:** Make applications at maximum height of 10 ft. above vegetation. Use low-drift nozzles at a maximum pressure of 40 psi. Restrict application to periods when wind speed does not exceed 10 mph to control drift. To assure that drift will not adversely affect adjacent sensitive non-target plants, apply Atrazine 90DF by aircraft at a minimum upwind distance of 400 ft. from sensitive plants. Use 3-5 gals./A total water volume; use the higher water volume when a dense, heavy ground cover is present.

*Precautions:*

- Do not cut or feed grass hay to livestock.

- Do not graze treated areas.
- Do not use seeds for bird food.
- Do not dump or spill product or dispose of containers within reach of livestock.
- Follow all applicable restrictions for the Conservation Reserve Program.
- Slight discoloration of desirable grasses may occur following treatment. Injury may be enhanced when used on neutral or alkaline soils.
- Do not apply more than 2 lbs. active ingredient (2.2 lbs. of this product) per acre for any application.
- Do not make more than one application per year.

**SEVERE DROUGHT CONDITIONS**

Do not graze forage or cut forage for hay. Under severe drought conditions, the Conservation Reserve Program allows grazing and making of hay from CRP acres, as so specified by the local ASCS (Agricultural Stabilization & Conservation Service) office. This label **does not** allow grazing or making of hay from CRP acres that have been treated with atrazine under any circumstance.

**SUGARCANE**

**General Use Directions for All States**

For control of many broadleaf and grass weeds, including amaranths, crabgrass, fireweed, Flora's paintbrush, foxtails, junglerice, and wiregrass, broadcast 2.2-4.4 lbs./A of Atrazine 90DF at time of planting or ratooning but before sugarcane emerges. Broadcast aerially in a minimum of 5 gals. of spray per acre or broadcast or band by ground equipment in a minimum of 20 gals./A unless indicated otherwise. One additional application may be made over the sugarcane as it emerges, and 2 additional applications may be made interline after emergence as directed sprays. Repeat treatments, where needed, may be applied broadcast, band, or interline as suggested with the final application being prior to close-in. Do not exceed the rate of herbicide suggested for any one crop of sugarcane.

**Note:** Where high rates of Atrazine 90DF are used alone, apply in a minimum of 1 gal. of water for each 1 lb. of Atrazine 90DF applied per acre.

**Aerial application:** In order to assure that spray will be controllable within the target area when used according to label directions, make applications at a maximum height of 10 ft. using low-drift nozzles at a maximum pressure of 40 psi and restrict application to periods when wind speed does not exceed 10 mph. To assure that spray will not adversely affect adjacent sensitive non-target plants, apply Atrazine 90DF alone by aircraft at a minimum upwind distance of 400 ft. from sensitive plants.

*Precautions for All States and Uses:*

- Injury to sugarcane may occur when under moisture stress, when soil is of low adsorptive capacity, or when land is first cropped to sugarcane.
- Do not apply after close-in.
- Do not apply more than 10 lbs. active ingredient (11 lbs. of this product) per acre per crop.
- Do not apply more than 4 lbs. active ingredient (4.4 lbs. of this product) per acre for any application.

For specific weed problems, the following may be used. Other rate and application timings may be used for other weed spectrums and cultural practices, provided they are within the above **General Use Directions for All States** and are consistent with the **Precautions for All States and Uses**.

**Florida**

For control of emerged pellitory weed: Apply 0.4-0.6 lbs./A of this product in at least 40 gals. of water as a directed spray by ground equipment prior to close-in. Add 4 qts. of surfactant for each 100 gals. of spray. Thoroughly cover weed foliage.

For control of alexandergrass, large crabgrass, pellitory (artillery) weed, and spiny amaranth, use one of the following methods at planting or ratooning:

1. Apply 4.4 lbs./A of this product preemergence. Follow with 1 or 2 applications, as needed, postemergence to sugarcane and weeds, at 2.2 lbs./A. Treat before weeds exceed 1½ inches in height.
2. Apply 1-3 times, as needed, at 2.2 lbs./A of this product postemergence to sugarcane and weeds. Treat before weeds exceed 1½ inches in height.

**Louisiana**

For control of annual weeds during the summer fallow period, apply 2.2 lbs./A of this product to weed-free beds immediately after bed formation. Follow normal weed control program after planting.

*Additional Precautions in LA:*

- Do not apply more than 11 lbs./A to any one crop of sugarcane.

30  
40

- If making 2.2 lbs./A application of this product during summer fallow period, do not exceed 8.8 lbs./A of this product during the remainder of the growing season.

**Texas**

Use Atrazine 90DF for control of barnyardgrass, pigweed, purslane, and sunflower in plant or ratoon sugarcane.

Apply 4.4 lbs./A of Atrazine 90DF preemergence. Follow with 1 or 2 applications as needed at 3.3 lbs./A of this product postemergence to sugarcane and weeds.

For best results when weeds are emerged, add a nonionic surfactant at a concentration of 2 qts./100 gals. to the spray and apply before weeds exceed 1½ inches in height.

**TURFGRASSES FOR SOD PRODUCTION (FLORIDA ONLY)**

**St. Augustinegrass, Centipedegrass, and Zoysiagrass**

Broadcast 2.2-4.4 lbs./A of this product according to soil texture to control those weeds listed under **Atrazine 90DF Applied Alone--Corn or Grain Sorghum--Preplant Surface-Applied, Preplant Incorporated, or Preemergence.**

Muck or peat	4.4 lbs. of this product	<b>Old beds:</b> Within 2 days after lifting sod. <b>New beds:</b> 3-4 days after sprigging or plugging.
Sandy soil	2.2 lbs. of this product	<b>Old beds:</b> Within 2 days after lifting sod. <b>New beds:</b> 7-10 days after sprigging or plugging.

If weeds regrow, apply an additional 2.2 lbs./A of this product on muck or peat or 1.1 lbs./A of this product on sandy soil.

*Precautions:*

- Do not apply within 30 days prior to cutting or lifting.
- Do not apply in combination with surfactants or other spray additives.
- Use only on turfgrass reasonably free of infestations of insects, nematodes, and diseases.
- On newly sprigged turfgrass, temporary slowing of growth may follow application.
- For muck or peat soils, do not apply more than 4 lbs. active ingredient (4.4 lbs. of this product) per acre for any application, and for sandy soils, do not apply more than 2 lbs. active ingredient (2.2 lbs. of this product) per acre for any application.
- For muck or peat soils, do not apply more than 6 lbs. active ingredient (6.6 lbs. of this product) per acre per year, and for sandy soils, do not apply more than 3 lbs. active ingredient (3.3 lbs. of this product) per acre per year.

**TURFGRASS FOR FAIRWAYS, SOD PRODUCTION\*, AND RESIDENTIAL SITES (INCLUDING HOMES, DAYCARE FACILITIES, SCHOOLS, PLAYGROUNDS, PARKS, RECREATIONAL AREAS, AND SPORTS FIELDS)**

\*In states other than Florida. For use on turfgrass for sod in Florida, see TURFGRASSES FOR SOD PRODUCTION (FLORIDA ONLY) in the section above.

**Bermudagrass, Centipedegrass, St. Augustinegrass, and Zoysiagrass**

Apply Atrazine 90DF after October 1 before emergence of winter annual weeds for control of annual bluegrass, burclover, carpet burweed, chickweed, corn speedwell, henbit, hop clover, and spurweed. Atrazine 90DF will control annual bluegrass even if it is emerged at time of treatment. For control of summer annual weeds listed in the preemergence section of the **Atrazine 90DF Applied Alone--Corn or Grain Sorghum** section of this label, also apply Atrazine 90DF in late winter before the weeds emerge. Apply in a minimum of 15 gals. of water per acre or 1 gal./1,000 sq. ft.

Where annual bluegrass is the major weed, use 1.1 lbs./A of Atrazine 90DF (0.4 fl. oz./1,000 sq. ft). Do not exceed 1.1 lb./A of this product per treatment on newly sprigged turfgrass or on hybrid bermudagrass such as Tiflawn, Tifway, and Ormond.

For continued summer annual weed control, apply another 1.1 lbs./A of Atrazine 90DF at least 30 days after the previous application but not after April 15. However, do not make more than 2 applications of this product per year.

*Precautions: On newly sprigged turfgrass and hybrid bermudagrass, temporary slowing of growth and yellowing may occur following application.*

- Use only on turfgrass reasonably free of infestations of insects, nematodes, and diseases.
- Do not use on golf greens.
- Do not use north of NC (except may be used in VA Coastal Plains) or west of the high rainfall areas of eastern OK and eastern TX.

2/40

- Do not use on muck or alkaline soils.
- Do not apply over the rooting area of trees or ornamentals not listed on this label.
- Do not overseed with desirable turfgrass within 4 months before or 6 months after treatment.
- Do not apply this product to newly seeded bermudagrass until it has overwintered and has a well-developed rhizome system.
- Do not exceed 2.2 lbs. of this product per acre within 12 months of seeding bermudagrass.
- Do not apply more than 1 lb. active ingredient (1.1 lbs. of this product) per acre per application for any application. Do not apply more than 2 lbs. active ingredient (2.2 lbs. of this product) per acre per year.

### MACADAMIA NUTS

For preemergence control of many broadleaf and grass weeds, including crabgrass, foxtail, wiregrass, Flora's paintbrush, spanishneedles, and fireweed, broadcast 2.2-4.4 lbs./A of this product before harvest and before weeds emerge. Repeat as necessary. Do not spray when nuts are on ground during harvest period. Do not apply by air.

#### Precautions:

- Do not apply more than 4 lbs. active ingredient (4.4 lbs. of this product) per acre for any application.
- Do not apply more than 8 lbs. active ingredient (8.8 lbs. of this product) per acre per year.

### GUAVA

Use only on established plantings which are at least 18 months old. Apply as a directed spray at 2.2-4.4 lbs./A of Atrazine 90DF in 20-50 gals. of spray mix preemergence or early postemergence to weeds. When applying postemergence, the use of a surfactant and greater spray volume (80-100 gals of spray mix per acre) may enhance weed control. This product controls many annual broadleaf and grass weeds, including fireweed, purslane, scarlet pimpernel, spanishneedles, and sowthistle.

#### Precautions:

- Do not allow spray to contact foliage or fruit.
- Do not apply more frequently than at 4-month intervals.
- Do not apply more than 4 lbs. active ingredient (4.4 lbs. of this product) per acre for any application.
- Do not apply more than 8 lbs. active ingredient (8.8 lbs. of this product) per acre per year.

### CONIFERS

For control of annual broadleaf and grass weeds prior to transplanting, after transplanting, or in established conifers (including Douglas fir, grand fir, noble fir, white fir, Austrian pine, bishop pine, Jeffrey pine, knobcone pine, loblolly pine, lodgepole pine (shore pine), Monterey pine, ponderosa pine, Scotch pine, slash pine, blue spruce, and Sitka spruce): Broadcast 2.2-4.4 lbs. per acre in a minimum of 5 gals. of water per acre by air or 10 gals. by ground before weeds are 1½ inches tall. Apply to established trees between fall and early spring while trees are dormant. For new transplants, apply during or soon after transplanting. For applications prior to transplanting, allow sufficient precipitation to activate Atrazine 90DF before transplanting. In areas where spring and summer rainfall is inadequate to activate Atrazine 90DF, apply during fall prior to spring transplanting.

For the list of weeds controlled, see **Atrazine 90DF Applied Alone--Corn or Grain Sorghum--Preplant Surface-Applied, Preplant Incorporated, or Preemergence.**

**Quackgrass control:** Broadcast 4.4 lbs. of this product in a minimum of 5 gals. of water per acre by air or 10 gals. by ground between fall and early spring while trees are dormant and before quackgrass is more than 1½ inches tall.

#### Precautions:

- In areas west of the Rocky Mountains (except the Great Basin), grazing may begin 7 months after a fall application or 3 months after a winter or spring application.
- Temporary injury to trees may occur following use of Atrazine 90DF on coarse-textured soil.
- Do not apply to seedbeds. Also apply only once per year.
- Do not graze treated areas of the Great Basin or areas east of the Rocky Mountains.
- Do not apply more than 4 lbs. active ingredient (4.4 lbs. of this product) per acre for any application.
- Do not apply more than 4 lbs. active ingredient (4.4 lbs. of this product) per acre per year.

**Aerial application:** In order to assure that spray will be controllable within the target area when used according to label directions, make applications at a maximum height of 10 ft. above vegetation using low-drift nozzles at a maximum pressure of 40 psi and restrict application to periods when wind speed does not exceed 10 mph. To assure that spray will not adversely affect adjacent sensitive non-target plants, apply Atrazine 90DF by aircraft at a minimum upwind distance of 400 ft. from sensitive plants.

22/40

### STORAGE AND DISPOSAL

Do not contaminate water, food, or feed by storage or disposal or cleaning of equipment.

**PESTICIDE STORAGE:** Store in a dry place.

**PESTICIDE DISPOSAL:** Wastes resulting from the use of this product may be disposed of on-site or at an approved waste disposal facility.

**CONTAINER DISPOSAL:** Completely empty bag into application equipment. Dispose of empty bag in a sanitary landfill, or by incineration, or by open burning, if allowed by state and local authorities. If burned, keep out of smoke. For minor spills, leaks, etc., follow all precautions indicated on this label and clean up immediately. Take special care to avoid contamination of equipment and facilities during cleanup procedure and disposal of wastes. In the event of a major spill, fire, or other emergency, call Infotrac at 1-800-535-5053, day or night.

### WARRANTY STATEMENT

MAKHTESHIM AGAN OF NORTH AMERICA warrants that this product conforms to the chemical description on the label thereof and is reasonably fit for purposes stated on such label only when used in accordance with directions under normal use conditions. It is impossible to eliminate all risks inherently associated with use of this product. Crop injury, ineffectiveness, or other unintended consequences may result because of such factors as weather conditions, presence of other materials, or the manner of use or application, all of which are beyond the control of MAKHTESHIM AGAN OF NORTH AMERICA. To the extent allowed by law, MAKHTESHIM AGAN OF NORTH AMERICA shall not be liable for consequential, special, or indirect damages resulting from the use or handling of this product. All such risks shall be assumed by the Buyer. In addition to the foregoing, no purchaser of this product (other than an end user) shall be entitled to any reimbursement for any loss suffered as a result of any suspension or cancellation of the registration for this product by the U.S. Environmental Protection Agency. Except as expressly provided herein, MAKHTESHIM AGAN OF NORTH AMERICA makes no warranties, guarantees, or representations of any kind, either expressed or implied, or by usage of trade, statutory or otherwise, with regard to the product sold, including, but not limited to merchantability, fitness for a particular purpose, use or eligibility of the product for any particular trade usage. The exclusive remedy of any buyer or user of this product for any and all losses, injuries, or damages resulting from or in any way arising from the use, handling, or application of this product, whether in contract, warranty, tort, negligence, strict liability, or otherwise, shall be damages not exceeding the purchase price paid for this product or, at MAKHTESHIM AGAN OF NORTH AMERICA's election, the replacement of this product.

23/40

[Note to EPA label editor: This is the SECONDARY LABEL for Atrazine 90 DF NOT packaged in Water Soluble Packets. Most of MANA's production will be with this label.]

**RESTRICTED USE PESTICIDE**  
(DUE TO GROUND AND SURFACE WATER CONCERNS)  
FOR RETAIL SALE TO AND USE ONLY BY CERTIFIED APPLICATORS OR PERSONS UNDER THEIR DIRECT SUPERVISION, AND ONLY FOR THOSE USES COVERED BY THE CERTIFIED APPLICATOR'S CERTIFICATION.

# Atrazine 90DF

Herbicide

For season-long weed control in corn, sorghum, and certain other crops

ACTIVE INGREDIENTS:	% BY WT.
Atrazine: 2-chloro-4-ethylamino-6-isopropylamino-s-triazine .....	88.5%
Related Compounds: .....	1.5%
<b>INERT INGREDIENTS:</b> .....	<b>10.0%</b>
	Total 100.0%

ATRAZINE 90DF is a water-dispersible granule.  
This product contains .9 lbs. of atrazine per 1 lb. of product.

## KEEP OUT OF REACH OF CHILDREN

### CAUTION

#### FIRST AID

- IF IN EYES:**
  - Hold eye open and rinse slowly and gently with water for 15-20 minutes.
  - Remove contact lenses, if present, after the first 5 minutes, then continue rinsing.
  - Call a poison control center or doctor for treatment advice.
- IF SWALLOWED:**
  - Call a poison control center or doctor immediately for treatment advice.
  - Have person sip a glass of water if able to swallow.
  - Do not induce vomiting unless told to by a poison control center or doctor.
- IF ON SKIN OR CLOTHING:**
  - Take off contaminated clothing.
  - Rinse skin immediately with plenty of water for 15-20 minutes.
  - Call a poison control center or doctor for treatment advice.
- IF INHALED:**
  - Move person to fresh air.
  - If person is not breathing, call 911 or an ambulance, then give artificial respiration, preferably mouth-to-mouth, if possible.
  - Call a poison control center or doctor for further treatment advice.

Have the product container or label with you when calling a poison control center or doctor or going for treatment. You may also contact PROSAR at 1-877-250-9291 for emergency medical treatment information.

**NOTE TO PHYSICIAN:** There is no specific antidote for atrazine. If this product is ingested, induce emesis or lavage stomach. The use of an aqueous slurry of activated charcoal may be considered.

**NET WEIGHT: 25 POUNDS**

EPA Reg. No. 66222-37  
EPA Est. No. 11603-IS-001



Makhteshim-Agan of North America, Inc.  
551 Fifth Avenue, Suite 1100  
New York, NY 10176

**PRECAUTIONARY STATEMENTS  
HAZARDS TO HUMANS AND DOMESTIC ANIMALS  
CAUTION**

Causes moderate eye irritation. Avoid contact with eyes, skin, or clothing. Harmful if swallowed, absorbed through skin, or inhaled. Avoid breathing vapors or spray mist.

**PERSONAL PROTECTIVE EQUIPMENT (PPE)**

Some materials that are chemical-resistant to this product are listed below. If you want more options, follow the instructions for Category A on an EPA chemical-resistance category selection chart.

**Mixers, loaders, cleaners of equipment or spills, and other handlers exposed to the concentrate must wear:**

- Coveralls over long-sleeved shirt and long pants
- Chemical-resistant gloves made of any waterproof material such as polyethylene or polyvinyl chloride
- Chemical-resistant footwear plus socks
- Chemical-resistant apron
- A NIOSH approved dust/mist filtering respirator with any N, R, P, or HE filter or a NIOSH approved dust/mist filtering respirator with approval number prefix TC-21C

**Applicators using spray equipment mounted on their backs must wear:**

- Coveralls over long-sleeved shirt and long pants
- Chemical-resistant footwear plus socks
- Chemical resistant gloves made of any waterproof material such as polyethylene or polyvinyl chloride

**All other applications and all other handlers exposed to the dilute must wear:**

- Long sleeved shirt and long pants
- Shoes plus socks
- Chemical-resistant gloves made of any waterproof material such as polyethylene or polyvinyl chloride

**Aerial application is prohibited.**

See engineering controls for additional requirements.

Follow manufacturer's instructions for cleaning/maintaining PPE. If no such instructions for washables, use detergent and hot water. Keep and wash PPE separately from other laundry. Discard clothing and other absorbent materials that have been drenched or heavily contaminated with this product's concentrate. Do not reuse them.

**ENGINEERING CONTROLS:** When applicators use enclosed cabs in a manner that meets the requirements listed in the Worker Protection Standard (WPS) for agricultural pesticides [40 CFR 170.240(d)(5)], the handler PPE requirements may be reduced or modified as specified in the WPS.

**USER SAFETY RECOMMENDATIONS**

**Users should:**

- Wash hands before eating, drinking, chewing gum, using tobacco, or using the toilet.
- Remove PPE/clothing immediately if pesticide gets inside. Then wash thoroughly and put on clean clothing.
- Remove PPE immediately after handling this product. Wash the outside of gloves before removing. As soon as possible, wash thoroughly and change into clean clothing.

**ENVIRONMENTAL HAZARDS**

Atrazine can travel (seep or leach) through soil and can enter ground water which may be used as drinking water. Atrazine has been found in ground water. Users are advised not to apply atrazine to sand and loamy sand soils where the water table (ground water) is close to the surface and where these soils are very permeable, i.e., well-drained. Your local agricultural agencies can provide further information on the type of soil in your area and the location of ground water.

This product must not be mixed or loaded within 50 ft. of intermittent streams and rivers, natural or impounded lakes and reservoirs. This product must not be applied within 66 ft. of points where field surface water runoff enters perennial or intermittent streams and rivers or within 200 ft. of natural or impounded lakes and reservoirs. If this product is applied to highly erodible land, the 66-ft. buffer or setback from runoff entry points must be planted to crop, seeded with grass, or other suitable crop.

This product must not be mixed or loaded or used within 50 ft. of all wells, including abandoned wells, drainage wells, and sink holes. Operations that involve mixing, loading, rinsing, or washing of this product into or from pesticide handling or application equipment or containers within 50 ft. of any well are prohibited, unless conducted on an impervious pad constructed to withstand the weight of the heaviest load that may be positioned on or



moved across the pad. Such a pad shall be designed and maintained to contain any product spills or equipment leaks, container or equipment rinse or wash water, and rain water that may fall on the pad. Surface water shall not be allowed to either flow over or from the pad, which means the pad must be self-contained. The pad shall be sloped to facilitate material removal. An unroofed pad shall be of sufficient capacity to contain at a minimum 110% of the capacity of the largest pesticide container or application equipment on the pad. A pad that is covered by a roof of sufficient size to completely exclude precipitation from contact with the pad shall have a minimum containment of 100% of the capacity of the largest pesticide container or application equipment on the pad. Containment capacities as described above shall be maintained at all times. The above-specified minimum containment capacities do not apply to vehicles when delivering pesticide to the mixing/loading sites.

Additional state imposed requirements regarding well-head setbacks and operational area containment must be observed.

Users of atrazine in the state of Minnesota are encouraged to reference the Minnesota Water Quality Best Management Practices for Agricultural Herbicides found at [www.mda.state.mn.us/herbicidebmps](http://www.mda.state.mn.us/herbicidebmps).

One of the following restrictions must be used in applying atrazine to tile-outletted terraced fields containing standpipes:

- Do not apply this product within 66 ft. of standpipes in tile-outletted terraced fields.
- Apply this product to the entire tile-outletted terraced field and immediately incorporate it to a depth of 2-3 inches in the entire field.
- Apply this product to the entire tile-outletted terraced field under a no-till practice only when a high crop residue management practice is practiced. High crop residue management is described as a crop management practice where little or no crop residue is removed from the field during and after crop harvest.

This pesticide is toxic to aquatic invertebrates. Do not apply directly to water, to areas where surface water is present, or to intertidal areas below the mean high water mark. Do not apply when weather conditions favor drift from treated areas. Runoff and drift from treated areas may be hazardous to aquatic organisms in neighboring areas. Do not contaminate water when disposing of equipment wash waters.

See additional precautionary statements and directions for use below.

**DIRECTIONS FOR USE**

It is a violation of Federal law to use this product in a manner inconsistent with its labeling. Do not apply this product in a way that will contact workers or other persons, either directly or through drift. Only protected handlers may be in the area during application. For any requirements specific to your State or Tribe, consult the agency responsible for pesticide regulation.

**AGRICULTURAL USE REQUIREMENTS**

Use this product only in accordance with its labeling and with the Worker Protection Standard, 40 CFR Part 170. This Standard contains requirements for the protection of agricultural workers on farms, forests, nurseries, and greenhouses, and handlers of agricultural pesticides. It contains requirements for training, decontamination, notification, and emergency assistance. It also contains specific instructions and exceptions pertaining to the statements on this label about personal protective equipment (PPE) and restricted-entry interval. The requirements in this box only apply to uses of this product that are covered by the Worker Protection Standard. Do not enter or allow worker entry into treated areas during the restricted-entry interval (REI) of 12 hours. Exception: If the product is soil-injected or soil-incorporated, the Worker Protection Standard, under certain circumstances, allows workers to enter the treated area if there will be no contact with anything that has been treated.

PPE required for early entry to treated areas that is permitted under the Worker Protection Standard and that involves contact with anything that has been treated, such as plants, soil, or water, is:

- Coveralls
- Shoes plus socks
- Chemical resistant gloves made of any waterproof material

**NON-AGRICULTURAL USE REQUIREMENTS**

The requirements in this box apply to uses of this product that are NOT within the scope of the Worker Protection Standard for agricultural pesticides (40 CFR Part 170). The WPS applies when this product is used to produce agricultural plants on farms, forests, nurseries, or greenhouses.

Do not enter or allow others to enter until sprays have dried.

**ANY USE OF THIS PRODUCT IN AN AREA WHERE USE IS PROHIBITED IS A VIOLATION OF FEDERAL LAW.** Before using this product, you must consult the Atrazine Watershed Information Center (AWIC) to determine whether the use of this product is prohibited in your watershed. AWIC can be accessed through

[www.atrazine-watershed.info](http://www.atrazine-watershed.info) or 1-866-365-3014. If use of this product is prohibited in your watershed, you may return this product to your point of purchase or contact Makhteshim Agan for a refund.

**FAILURE TO FOLLOW THE DIRECTIONS FOR USE AND USE PRECAUTIONS ON THIS LABEL MAY RESULT IN POOR WEED CONTROL, CROP INJURY, OR ILLEGAL RESIDUES.**

**CHEMIGATION STATEMENT:** Do not apply this product through any type of irrigation system.

**GENERAL INFORMATION**

This herbicide controls many annual broadleaf and grass weeds in corn, sorghum, sugar cane, and certain other crops specified on this label. This product may be applied before or after weeds emerge.

Following many years of continuous use of this product and chemically related products, biotypes of some of the weeds listed on this label have been reported which cannot be effectively controlled by this and related herbicides. Where this is known or suspected and weeds controlled by this product are expected to be present along with resistant biotypes, we recommend the use of this product in combinations or in sequence with other registered herbicides which are not triazines. If only resistant biotypes are expected to be present, use a registered non-triazine herbicide. Consult your state Agricultural Extension Service for specific recommendations.

Since this product acts mainly through root absorption, its effectiveness depends on moisture to move it into the root zone. If weeds develop, a shallow cultivation or rotary hoeing will generally result in better weed control.

This product is noncorrosive to equipment and metal surfaces, is nonflammable, and has low electrical conductivity.

Avoid using near adjacent desirable plants or in greenhouses or injury may occur.

To avoid spray drift, do not apply under windy conditions. Avoid spray overlap as crop injury may result.

Where the use directions give a range of rates, use the lower rate in coarse-textured soil and soil low in organic matter; use the higher rate on fine-textured soil and soil high in organic matter.

**Note:** Makhteshim-Agan does not recommend applications in combination with other herbicides or oils except as specifically described on the label or in literature published by Makhteshim-Agan.

When tank mixing or sequentially applying atrazine or products containing atrazine to corn or sorghum, do not exceed an application rate of 2.0 lbs. active ingredient (or 2.2 lbs. of this product) per acre for any single application, and the total lbs. of active ingredient per acre must not exceed 2.5 lbs. active ingredient (or 2.77 lbs. of this product) per acre per year.

When tank mixing or sequentially applying atrazine or products containing atrazine to crops other than corn or sorghum, the total pounds of atrazine applied (lbs. a.i. per acre) must not exceed the specific seasonal rate limits as noted in the use directions for each crop.

**APPLICATION PROCEDURES**

**Ground application:** Use conventional ground sprayers equipped with nozzles that provide accurate and uniform application. Be certain that nozzles are uniformly spaced and are the same size. Calibrate sprayer before use and recalibrate at the start of each season and when changing carriers. Unless otherwise specified, use a minimum of 10 gals. of spray mixture per acre for all preplant incorporated, preplant surface, preemergence, and postemergence applications (with or without oil or surfactant) with ground equipment.

Use a pump with capacity to: (1) maintain 35-40 psi at nozzles, (2) provide sufficient agitation in tank to keep mixture in suspension, and (3) to provide a minimum of 20% bypass at all times. Use centrifugal pumps which provide propeller shear action for dispersing and mixing this product. The pump should provide a minimum of 10 gals./minute/100 gal. tank size circulated through a correctly positioned sparger tube or jets.

Use screens to protect the pump and to prevent nozzles from clogging. Screens placed on the suction side of the pump should be 16-mesh or coarser. Do not place a screen in the recirculation line. Use 50-mesh or coarser screens between the pump and boom, and where required, at the nozzles. Check nozzle manufacturer's recommendations.

For band applications, calculate amount to be applied per acre as follows:

$$\frac{\text{Band width in inches}}{\text{Row width in inches}} \times \text{Broadcast rate per acre} = \text{Amount needed per acre of field}$$

**Application in water or liquid fertilizer:** Nitrogen solution or complete liquid fertilizer may replace all or part of the water as a carrier for preemergence, preplant incorporated, or preplant surface ground application on corn and sorghum. Check the compatibility of this product with liquid fertilizer and/or nitrogen solution as shown below

before use. Do not apply in nitrogen solution or complete liquid fertilizer after corn or sorghum emerges or crop injury may occur.

**Compatibility Test:** Since liquid fertilizers can vary even within the same analysis, always **check compatibility with herbicide(s) each time before use.** Be especially careful when using **complete** suspension or fluid fertilizers as serious compatibility problems are more likely to occur. Commercial application equipment may improve compatibility in some instances. The following test assumes a spray volume of 25 gals. per acre. For other spray volumes, make appropriate changes on the ingredients. Check compatibility using this procedure:

- Add 1 pt. of fertilizer to each of 2 one-qt. jars with tight lids.
- To **one** of the jars, add ¼ tsp. or 1.2 milliliters of a compatibility agent approved for this use such as Compex or Unite (¼ tsp. is equivalent to 2 pts./100 gals. spray). Shake or stir gently to mix.
- To **both** jars, add the appropriate amount of herbicide(s). If more than one herbicide is used, add them separately with dry herbicides first, flowables next, and emulsifiable concentrates last. After each addition, shake or stir gently to thoroughly mix. The appropriate amount of herbicides for this test follows:  
**Dry herbicides:** For each pound to be applied per acre, add 1.5 level teaspoons to each jar.  
**Liquid herbicides:** For each pint to be applied per acre, add 0.5 teaspoon or 2.5 milliliters to each jar.
- After adding all ingredients, put lids on and tighten, and invert each jar 10 times to mix. Let the mixtures stand 15 minutes and then look for separation, large flakes, precipitates, gels, heavy oily film in the jar, or other signs of incompatibility. Determine if the compatibility agent is needed in the spray mixture by comparing the 2 jars. If either mixture separates but can be remixed readily, the mixture can be sprayed as long as good agitation is used. If the mixtures are incompatible, test the following methods of improving compatibility: (A) slurry the dry herbicide(s) in water before addition, or (B) add ½ of the compatibility agent to the fertilizer and the other ½ to the emulsifiable concentrate or flowable herbicide before addition to the mixture. If incompatibility is still observed, do not use the mixture.

**Application in water plus emulsifiable oil or oil concentrate:** Adding emulsifiable oil (petroleum-derived, petroleum-derived oil concentrate, or single or mixed crop-derived oil concentrate) to postemergence water-based sprays in corn and sorghum may improve weed control. However, under certain conditions, the use of either type of oil may seriously injure the crop. To minimize this possibility, observe the following directions:

Use one of the following properly emulsified:

- A suitable oil concentrate containing a least 1%, but not more than 20% suitable emulsifier or surfactant blend.
- Petroleum-derived oil containing at least 1% suitable emulsifier.

**Note:** In the event of a compatibility problem when mixing oil with Atrazine 90DF and water, a compatibility agent such as Compex or Unite should be used. Any of the above oils contaminated with water or other materials can cause compatibility problems and/or crop injury.

**Mixing Procedures--All Uses:** (1) Be sure sprayer is clean and not contaminated with any other materials or crop injury or sprayer clogging may result. (2) Fill tank ¼ full with clean water, nitrogen solution, or complete liquid fertilizer. (3) Start agitation. (4) Be certain that the agitation system is working properly and creates a rippling or rolling action on the liquid surface. (5) Pour product directly from bag into tank. (6) Continue filling tank until 90% full. Increase agitation if necessary to maintain surface action. (7) Add emulsifiable oil, oil concentrate, or tank mix herbicide(s) after this product is thoroughly suspended. (8) Finish filling tank. (9) Empty tank as completely as possible before refilling to prevent buildup of oil or emulsifiable concentrate residue. Maintain agitation to avoid separation of materials. (10) If an oil or emulsifiable concentrate film starts to build up in the tank, drain it and clean with strong detergent solution or solvent. (11) Clean sprayer thoroughly immediately after use by flushing system with water containing a detergent.

**Rotational Crops--All Uses:** (1) Do not rotate to any crop except corn or sorghum until the following year or injury may occur. (2) If applied after June 10, do not rotate with crops other than corn or sorghum the next year or crop injury may occur. (3) In the High Plains and Intermountain areas of the West where rainfall is sparse and erratic or where irrigation is required, use only when corn or sorghum is to follow corn or sorghum or when a crop of untreated corn or sorghum is to precede other rotational crops. (4) In eastern parts of the Dakotas, KS, western MN, and NE, do not rotate to soybeans if the rate applied to corn or sorghum was more than 2.2 lbs./A or equivalent band application rate or soybean injury may occur. (5) Injury may occur to soybeans planted the year following application on soils having a calcareous surface layer. (6) Do not plant sugar beets, tobacco, vegetables (including dry beans), spring-seeded small grains, or small-seeded legumes and grasses the year following application or injury may occur.

**ATRAZINE 90DF APPLIED ALONE-CORN OR GRAIN SORGHUM\***

**Preplant Surface-Applied, Preplant Incorporated, or Preemergence (or Postemergence at 2.2 lbs./A of This Product With Oil)**

**Broadleaf and Grass Weeds Controlled**

Barnyardgrass (watergrass)***	Cocklebur**	Nightshade
Giant foxtail**	Groundcherry	Pigweed
Green foxtail***	Jimsonweed	Purslane
Large (hairy) crabgrass**	Kochia	Ragweed
Wild oats	Lambsquarters	Sicklepod**
Witchgrass ( <i>Panicum capillare</i> )***	Annual morningglory	Velvetleaf
Yellow foxtail***	Mustards	(buttonweed)***

**Postemergence with Emulsifiable Oil or Oil Concentrate in Water (at 1.3 lbs./A of This Product)**

**Broadleaf Weeds Controlled**

Annual morningglory	Pigweed	Cocklebur
Ragweed	Jimsonweed	Smartweed
Lambsquarters	Wild buckwheat	
Mustards	Velvetleaf**	

\*Where there are state/local requirements regarding atrazine use (including lower maximum rates and/or greater setbacks) which are different from the label, the more restrictive/protective requirements must be followed. Certain states may have established rate limitations within specific geographical areas. Consult your state lead pesticide control agency for additional information. It is a violation of this label to deviate from state use regulations.

\*\*Partial control only.

\*\*\*Partial control only on medium- and fine-textured soils.

**CORN**

**Preplant Surface-Applied (broadleaf and grass control):** Use on medium- and fine-textured soil with minimum-tillage or no-tillage systems only in CO, IA, IL, IN, KS, KY, MN, MO, MT, ND, NE, SD, WI, and WY. Apply the recommended rate of Atrazine 90DF shown in Table 1 up to 45 days prior to planting. If an unsatisfactory length of weed control results from adverse environmental conditions following early treatment, a follow-up application of an appropriately labeled herbicide may be used. If the follow-up treatment includes atrazine, do not exceed the labeled rate for corn indicated in Table 1. On coarse-textured soils, do not apply more than 2 weeks prior to planting.

If weeds are present at the time of treatment, apply in tank-mix combination with a contact herbicide (for example, Gramoxone Extra or Roundup). Observe directions for use, precautions, and restrictions on the label of the contact herbicide.

**Note:** To the extent possible, do not move treated soil out of the row or move untreated soil to the surface during planting, or weed control will be diminished.

**Preplant Incorporated (Broadleaf and grass control):** Broadcast in spring after plowing at rate in Table 1. Apply to the soil and incorporate before, during, or after final seedbed preparation. Avoid deep incorporation. For best results, apply within 2 weeks prior to planting.

**Preemergence or At-Planting (Broadleaf and grass control):** Apply during or shortly after planting before weed emergence at rate in Table 1.

**Postemergence (Broadleaf and grass control):** Apply before weeds exceed 1½ inches in height and before corn exceeds 12 inches in height at rate in Table 1.

**TABLE 1: BROADLEAF AND GRASS WEED CONTROL IN CORN\***

**FOR ALL SOIL APPLICATIONS PRIOR TO CROP EMERGENCE**

- **On Highly Erodible Soils (as defined by the Natural Resource Conservation Service)**  
If conservation tillage is practiced (leaving at least 30% of the soil covered with plant residues at planting), apply a maximum of 2.2 lbs./A of this product (2.0 lbs. active ingredient) as a single broadcast spray. If the soil coverage with plant residue is less than 30% at planting, a maximum of 1.77 lbs./A of this product (1.6 lbs. active ingredient) may be applied.
- **On Soils Not Highly Erodible**  
Apply 2.2 lbs./A of this product (2.0 lbs. active ingredient) as a single broadcast spray

**FOR POSTEMERGENCE APPLICATION**

If no atrazine was applied prior to corn emergence, apply a maximum of 2.2 lbs./A of this product (2.0 lbs. active ingredient) broadcast. If a postemergence treatment is required following an earlier herbicide

29/60

application, the total atrazine applied may not exceed 2.5 lbs. active ingredient (2.77 lbs. of this product) per acre per calendar year.

**\*Broadleaf control (eastern CO, western KS, western NE, NM, OK Panhandle, west TX, and eastern WY):** On sand, loamy sand, sandy loam, mild to strongly alkaline soil, and all recently leveled soil, apply no more than 1.3 lbs./A of this product, either preplant surface, preplant incorporated, or preemergence. On other soils in these areas, apply rate in Table 1 for broadleaf and grass control.

Where there are state/local requirements regarding atrazine use (including lower maximum rates and/or greater setbacks) which are different from the label, the more restrictive/protective requirements must be followed. Certain states may have established rate limitations within specific geographical areas. Consult your state lead pesticide control agency for additional information. It is a violation of this label to deviate from state use regulations.

**Postemergence with emulsifiable oil or oil concentrate in water:** Add the following volume of one of the type oils indicated for aerial or ground application unless the oil label specifies otherwise:

Type Oil	Ground Application
Oil Concentrate (Crop or Petroleum-derived)	1 qt./A
Petroleum-derived oil	1 gal./A

**Note:** Crop-derived or petroleum-derived oil concentrates should contain at least 1% but not more than 20% suitable emulsifier or surfactant blend. Petroleum-derived oils should contain at least 1% suitable emulsifier.

**Broadleaf and grass control:** For postemergence control of those weeds listed under **Preplant Incorporated and Preemergence**, broadcast 2.2 lbs./A of this product plus emulsifiable oil or oil concentrate after weed emergence but before weeds reach 1½ inches in height and before corn exceeds 12 inches in height.

**Broadleaf control:** For postemergence control of those weeds listed under **Postemergence with emulsifiable oil or oil concentrate in water**, broadcast 1.3 lbs./A of this product plus emulsifiable oil or oil concentrate before pigweed and lambsquarters reach 6 inches in height and before all other weeds reach 4 inches in height. A cultivation may be necessary if all weeds are not controlled or if weeds regrow.

*Precautions: For applications with emulsifiable oil or oil concentrate in water:*

- Inbred lines or any breeding stock may be severely injured by applications with emulsifiable oil or oil concentrate.
- Adding other insecticides, herbicides, liquid fertilizers, or other materials is not recommended because they may cause compatibility problems or crop injury.
- Store and handle emulsifiable oil and oil concentrate carefully. Oil contaminated with even a small amount of water may not emulsify properly when added to the tank.
- Do not apply when crop is under stress from prolonged cold, wet weather, poor fertility, or other factors, or when crop is wet and succulent from recent rainfall.
- When tank mixing or sequentially applying atrazine or products containing atrazine to corn or sorghum, do not exceed an application rate of 2.0 lbs. active ingredient (or 2.2 lbs. of this product) per acre for any single application, and the total lbs. of active ingredient per acre must not exceed 2.5 lbs. active ingredient (or 2.77 lbs. of this product) per acre per year.
- Do not apply more than 2.5 lbs. active ingredient (2.77 lbs. of this product) per acre per calendar year and do not apply more than 2.0 lbs. active ingredient (2.2 lbs. Atrazine 90DF) per acre for any single application.
- Postemergence applications to corn must be made before crop exceeds 12 inches in height.

**TANK MIXTURES FOR CORN**

This product may be tank mixed with these herbicides for control of certain broadleaf and grass weeds in corn:

Dual® (metolachlor)	Dual + Gramoxone Extra	Dual + Roundup (glyphosate)
Dual + Princep®	Dual + Princep + Gramoxone Extra	Dual + Princep + Roundup
Lasso® or Lasso EC (alachlor)	Lasso or Lasso EC + Roundup	Lasso or Lasso EC + Gramoxone Extra
Gramoxone Extra	Princep	Princep + Gramoxone Extra
Princep + Round Up	Roundup	Sutan+®
Bexton® or Ramrod® (propachlor)		

Use tank mix directions appearing on the labels of the above herbicides when tank mixing with this product. Observe all precautions and limitations on labeling of products used in a particular tank mix.

**Note:** When the labels of the above herbicides refer to Atrazine 80W, use equivalent rates of Atrazine 90DF. One lb. of atrazine 80W equals 0.9 lb. of Atrazine 90DF.

**Princep 80W, Princep 4L, or Princep Caliber 90®**

In addition to the weeds listed under **Atrazine 90DF Applied Alone--Corn or Grain Sorghum--Preplant Surface-Applied, Preplant Incorporated, or Preemergence**, this combination also controls crabgrass, fall panicum, and carpetweed.

Broadcast tank mix before planting, at planting, or after planting, but before crop and weeds emerge, at rates in Table 2. Use the 1:1 ratio for control of most weeds. Use the 1:2 ratio for expected heavy infestations of crabgrass and fall panicum. Cultivate shallowly if weeds develop.

**Preplant Surface Applied:** Use on medium- and fine-textured soils with minimum-tillage or no-tillage systems only in CO, IA, IL, IN, KS, KY, MN, MO, MT, ND, NE, SD, WI, and WY. Apply the recommended rate of Atrazine 90DF and Princep shown in Table 2 up to 45 days prior to planting. Refer to the Atrazine 90DF alone section for information if weeds should develop following the early treatment. On coarse-textured soils, do not apply more than 2 weeks prior to planting. Refer to the **Atrazine 90DF Applied Alone--Preplant Surface-Applied** section of the corn label for additional details.

If weeds are present at time of treatment, apply in a tank mix combination with a contact herbicide (like Gramoxone Extra or Roundup). Observe directions for use, precautions, and restrictions on the label of the contact herbicide.

**Note:** To the extent possible, do not move treated soil out of the row or move untreated soil to the surface during planting or weed control will be diminished.

**Preplant Incorporated:** Apply to the soil and incorporate in the spring before, during, or after final seedbed preparation. Avoid deep incorporation. For best results, apply within 2 weeks prior to planting.

**Preemergence:** Apply during or shortly after planting but before crop and weeds emerge.

Refer to **Corn** sections of this label and to Princep 80W, Princep Caliber 90, or Princep 4L labels for further directions, limitations, and precautions.

**TABLE 2: TANK MIXTURES WITH PRINCEP ON CORN**

Soil Texture	Broadcast Rate Per Acre			
	1:1 Ratio*		1:2 Ratio**	
	This product	Princep 80W <sup>1</sup>	This product	Princep 80W <sup>1</sup>
Sand, loamy sand, sandy loam	1.1 lbs.	1.25 lbs.	0.73 lb.	1.67 lbs.
Loam, silt loam, silt, clay loam, sandy clay loam, silty clay loam, sandy clay, or silty clay with low organic matter	1.3 lbs.	1.5 lbs.	0.88 lb.	2 lbs.
Loam, silt loam, silt, clay loam, sandy clay loam, silty clay loam, sandy clay, or silty clay with medium to high organic matter, and clay (including dark prairie soils of the Corn Belt)	1.6 lbs.	1.8 lbs.	1.07 lbs.	2.4 lbs.

\*For control of most weeds.

\*\*For control of expected heavy infestations of crabgrass and fall panicum.

<sup>1</sup> When using Princep Caliber 90 or Princep 4L, use equivalent rates. One lb. of Princep 80W equals 0.9 lb. of Princep Caliber 90 or 1.6 pts. of Princep 4L.

**Princep 80W, Princep 4L, or Princep Caliber 90 plus Roundup:** Use as tank mixture for preemergence and postemergence control of certain broadleaf and grass weeds where corn will be planted directly into a cover crop, established sod, or in previous crop residues. Refer to Roundup label for all directions, weeds controlled, precautions, and limitations.

**Princep 80W, Princep 4L, or Princep Caliber 90 plus Gramoxone:** Use as tank mixture with Princep or Gramoxone Extra to kill existing vegetation and for residual weed control where corn will be planted directly into a cover crop, established sod, or in previous crop residues. Add this product and Princep to water in spray tank agitating until thoroughly mixed. Then add Gramoxone Extra and a nonionic surfactant such as X-77®. Continue agitation during application. Broadcast 1.1-2.2 lbs. of this product plus 1.25-2.5 lbs. of Princep 80W (or 2-4 pts. of Princep 4L or 1.1-2.2 lbs. of Princep Caliber 90) plus a suitable amount of Gramoxone Extra in 20-60 gals. of water per sprayed acre. Refer to the Gramoxone Extra label for the appropriate rates to utilize in this tank mixture. Apply before, during, or after planting but before corn emerges. Add 0.5 pt. of a nonionic surfactant such as X-77 per 100 gals. of spray mixture. Use the higher rate of Gramoxone Extra specified on the label if existing vegetation is 4-6 inches tall. This mixture will not control weeds taller than 6 inches.

Refer to further limitations and precautions on labels for this product, Princep, and Gramoxone Extra.

**Precautions: For all applications to corn:**

- Do not apply more than 2.5 lbs. active ingredient (or 2.77 lbs. of Atrazine 90DF) per acre per calendar year and do not apply more than 2.0 lbs. active ingredient (or 2.2 lbs. of Atrazine 90DF) for any single application.
- When tank mixing or sequentially applying atrazine or products containing atrazine to corn or sorghum, do not exceed an application rate of 2.0 lbs. active ingredient (or 2.2 lbs. of this product) per acre for any single application, and the total lbs. of active ingredient per acre must not exceed 2.5 lbs. active ingredient (or 2.77 lbs. of this product) per acre per year.
- For best control of velvetleaf and cocklebur, use the maximum allowable single application rate of 2 lbs. active ingredient (2.2 lbs. of Atrazine 90DF) per acre either alone or in tank mix combinations.
- Following harvest, plow (moldboard or disk-plow) and thoroughly till soil in fall or spring to minimize possible injury to spring-seeded rotational crops regardless of rate used.
- For field corn forage uses, allow 60 days between last application and harvest.
- For sweet corn uses, allow 45 days between last application and harvest.
- Postemergence applications to corn must be made before crop reaches 12 inches in height.

**Note for all applications to corn:** Do not graze or feed forage from treated areas for 21 days following application.

**SORGHUM AND SORGHUM-SUDAN HYBRIDS (GRAIN AND FORAGE TYPES)**

**Preplant Surface-Applied (Broadleaf and grass control):** Use on medium- and fine-textured soil with minimum-tillage or no-tillage systems only in CO, IA, IL, IN, KS, KY, MN, MO, MT, ND, NE, SD, WI, and WY. Apply the recommended rate of Atrazine 90DF shown in Table 3 up to 45 days prior to planting. If an unsatisfactory length of weed control results from adverse environmental conditions following early treatment, a follow-up application of an appropriately labeled herbicide may be used. If the follow-up treatment includes atrazine, do not exceed the labeled rate for corn indicated in Table 1. Under dry conditions, irrigation after application is recommended to move Atrazine 90DF into the soil.

If weeds are present at time of treatment, apply in a tank-mix combination with a contact herbicide (for example, Gramoxone Extra or Roundup). Observe directions for use, precautions, and restrictions on the label of the contact herbicide.

**Note:** To the extent possible, do not move treated soil out of the row or move untreated soil to the surface during planting or weed control will be diminished.

**Preplant Incorporated (Broadleaf and grass control):** Broadcast in spring after plowing at rate shown in Table 3. Apply before, during, or after final seedbed preparation. If soil is tilled or worked after application, avoid deep incorporation. For best results, apply within 2 weeks prior to planting.

**Preemergence or At-Planting (Broadleaf and grass control):** Apply during or shortly after planting but prior to weed or crop emergence at rate shown in Table 3.

**Postemergence (Broadleaf and grass control):** Apply at rate shown in Table 3 before weeds exceed 1½ inches in height and before sorghum exceeds 12 inches in height.

**TABLE 3: Broadleaf and Grass Weed Control in Sorghum <sup>1,2</sup>**

**FOR ALL SOIL APPLICATIONS PRIOR TO CROP EMERGENCE**

- **On Highly Erodible Soils (as defined by the Natural Resource Conservation Service)**  
If conservation tillage is practiced (leaving at least 30% of the soil covered with plant residues at planting), apply a maximum of 2.2 lbs./A of this product (2.0 lbs. active ingredient) as a single broadcast spray. If the soil coverage with plant residue is less than 30% at planting, a maximum of 1.77 lbs./A (1.6 lbs. active ingredient) may be applied.
- **On Soils Not Highly Erodible**  
Apply 2.2 lbs./A of this product (2.0 lbs. active ingredient) as a single broadcast spray

**FOR POSTEMERGENCE APPLICATION**

If no atrazine was applied prior to sorghum emergence, apply a maximum of 2.2 lbs./A of this product (2.0 lbs. active ingredient) broadcast. If a postemergence treatment is required following an earlier herbicide application, the total atrazine applied may not exceed 2.5 lbs. active ingredient (2.77 lbs. of this product) per acre per calendar year.

<sup>1</sup>Do not apply preplant surface or preplant incorporated in AL, AR, FL, GA, LA, MS, NC, NM, OK, SC, TN, or TX. Do not apply preemergence in NM, OK, or TX, except in northeast OK and the TX Gulf Coast and Blacklands area.

<sup>2</sup>Where there are state/local requirements regarding atrazine use (including lower maximum rates and/or greater setbacks) which are different from the label, the more restrictive/protective requirements must be followed.

Certain states may have established rate limitations within specific geographic areas. Consult your state lead pesticide control agency for additional information. It is a violation of this label to deviate from state use regulations.

In case of planting failure, sorghum or corn may be replanted. Do not make a second broadcast application or injury may occur. If originally applied in a band and sorghum or corn is replanted in untreated row middles, this product may be applied in a band to the second planting provided the maximum application rate of 2.5 lbs. a.i./A atrazine (or 2.77 lbs. of Atrazine 90DF) per calendar year is not exceeded.

**Preemergence broadleaf weed control in furrow-irrigated bedded sorghum (AZ and CA only):** For preemergence control of many broadleaf weeds, broadcast 0.9-1.3 lbs./A of this product after bed preparation, during or after planting, but before sorghum and weeds emerge and before the first furrow irrigation. Follow with several regular irrigations, making sure to thoroughly wet all soil.

*Precautions for preemergence application to furrow-irrigated bedded sorghum in AZ and CA: To avoid possible sorghum injury, do not use on sand or loamy sand soil or on sorghum planted in furrows. Applications to sorghum growing on alkali soils or where cuts, fills, or erosion have exposed calcareous or alkali subsoils may cause crop injury. In case of crop failure, do not replant sorghum for 8 months following application. Corn may be planted immediately.*

**Postemergence broadleaf weed control with emulsifiable oil or oil concentrate in water:** Broadcast 1.3 lbs./A of this product for control of many broadleaf weeds. Apply before pigweed and lambsquarters reach 6 inches in height and before all other weeds reach 4 inches in height. In CO, western KS, NM, OK, TX, and desert regions of AZ and CA, apply when sorghum is 6-12 inches in height but before it reaches boot stage. In all other areas, apply after sorghum reaches the 3-leaf stage but before it exceeds 12 inches in height. Add 1 gal. of emulsifiable oil per acre for ground application and 0.5 gal/A for aerial application, or add 1 qt. of oil concentrate for ground application. A cultivation may be necessary if all weeds are not controlled or if weeds regrow.

For the list of weeds controlled, see **Atrazine 90DF Applied Alone--Corn or Grain Sorghum--Postemergence with Emulsifiable Oil or Oil Concentrate in Water.**

*Precautions for applications with emulsifiable oil or oil concentrate in water: See **Precautions for applications in emulsifiable oil or oil concentrate in water in CORN section.***

**Postemergence broadleaf weed control with surfactant (CO, western KS, NM, OK, TX, and desert regions of AZ and CA only):** Broadcast 1.3 lbs./A of this product plus 0.75-1.5 pts. of surfactant after sorghum reaches 6 inches in height but before weeds exceed 1½ inches in height. Apply only on sandy loam and finer-textured soil.

*Precautions: For all applications to sorghum:*

- *Heavy rain immediately following application tends to cause excessive concentrations of herbicide in seed furrow resulting in possible crop injury. Do not apply to furrow-planted sorghum until furrows are leveled (plowed in). Level deep planter marks or seed furrows before application.*
- *Application to sorghum growing under stress caused by minor element deficiency or to sorghum growing on highly calcareous soil may result in crop injury.*
- *Following harvest, plow (moldboard or disk-plow) and thoroughly till soil in fall or spring to minimize possible injury to spring-seeded rotational crops regardless of rate used.*
- *Injury may occur if both this herbicide, preplant surface, preplant incorporated, or preemergence, and an at-planting systemic insecticide applied in-furrow are used.*
- *When tank mixing or sequentially applying atrazine or products containing atrazine to corn or sorghum, do not exceed an application rate of 2.0 lbs. active ingredient (or 2.2 lbs. of this product) per acre for any single application, and the total lbs. of active ingredient per acre must not exceed 2.5 lbs. active ingredient (or 2.77 lbs. of this product) per acre per year.*
- *Do not apply more than 2.5 lbs. active ingredient (2.77 lbs. of this product) per acre per calendar year and do not apply more than 2.0 lbs. active ingredient (2.2 lbs. Atrazine 90DF) per acre for any single application..*
- *For all soil applications prior to crop emergence (except for preemergence use on bedded sorghum in AZ and CA), do not apply to coarse-textured soils, i.e., sand, loamy sand, sandy loam, or to medium- and fine-textured soils having less than 1% organic matter or injury may occur.*
- *For postemergence applications, do not apply to sand or loamy sand.*
- *For preemergent sorghum forage uses, allow 60 days between the last application and harvest.*
- *For postemergent sorghum forage uses, allow 45 days between the last application and harvest.*
- *Postemergence applications to sorghum must be made before crop reaches 12 inches in height.*
- *Do not graze or feed forage from treated areas for 21 days following application.*

**TANK MIXTURES FOR GRAIN SORGHUM**



**Dual 8E:** Use as tank mixture with Dual 8E for control of those weeds listed on the Dual 8E label as well as on this label. Use this tank mixture only on sorghum seed treated with Concep®. Refer to the Dual 8E label for all directions, precautions, and limitations.

### WINTER WEED CONTROL IN TEXAS

For postemergence control of winter weeds only, such as henbit, seedling dock, and annual thistle on fall-bedded land in the Gulf Coast and Blacklands of Texas. Apply 0.9-1.1 lbs./A of this product postemergence to the weeds in November or December to land that will be planted to corn, grain sorghum, or forage sorghum the following spring. For best results, add a suitable surfactant such as X-77 at the rate of 0.5% of the spray volume, an emulsifiable oil at the rate of 1.0% of the spray volume, or an oil concentrate at the rate of 1 qt./A.

Normal weed control programs may be used in the following corn, grain sorghum, or forage sorghum crop.

**Note:** Do not plant any crops except corn, grain sorghum, or forage sorghum the spring following this treatment or illegal residues may result.

### ATRAZINE 90DF ALONE-CHEMICAL FALLOW

**Wheat-Sorghum-Fallow:** To control annual broadleaf and grass weeds following wheat harvest and in the following sorghum crop when grown under minimum tillage, broadcast 2.5 lbs./A of this product to wheat stubble immediately following wheat harvest. If weeds are present at application, remove them with a sweep plow or other suitable implement after application or use an approved contact herbicide before or after the application of Atrazine 90DF. Plant sorghum into wheat stubble the following spring with minimum soil disturbance. Use a surface planter or a planter leaving a shallow furrow. If weeds are present at planting, remove them with a sweep plow or other suitable implement before planting.

For the list of weeds controlled, see **Atrazine 90DF Applied Alone--Corn or Grain Sorghum--Preplant Surface-Applied, Preplant Incorporated, or Preemergence.**

#### Precautions:

- Use only on silt loam or fine-textured soil or crop injury may result.
- Wheat-sorghum-fallow cropping sequence must be followed.
- Do not apply following sorghum harvest.
- Do not make more than one application per cycle.

**Note:** Do not graze or feed forage from treated area to livestock. Do not plant any crop other than those on this label within 18 months following treatment.

**Wheat-Corn-Fallow (CO, KS, ND, NE, SD, and WY):** This product controls cheatgrass (downy brome, chess), kochia, mustards, pigweed, Russian thistle, wild lettuce, wild sunflower, and volunteer wheat during period after wheat harvest. Weed control may extend into following corn crop grown under minimum tillage.

On soils in ND and SD with a pH greater than 7.5, do not exceed 1.5 lbs. a.i./A (1.66 lbs. of Atrazine 90DF) for any application. For soils with a pH less than 7.5 in ND and SD, apply 1-2 lbs. a.i./A (1.11-2.2 lbs. Atrazine 90DF). Use the higher rate on fine-textured soils and where heavy weed infestations are expected. Use the lower rate on coarse-textured soils and where light weed infestations are expected. In the event grasses are present in the following spring, use a grass herbicide registered for use on corn. For all other locations, do not apply more than 2.25 lbs. active ingredient (2.5 lbs. of this product) per acre for any application, and do not apply more than one application per cycle.

Follow directions for use, notes, and precautions in the **Wheat-Sorghum-Fallow** section above, substituting corn for references to sorghum.

**Wheat-Fallow-Wheat (CO, KS, ND, NE, SD, and WY):** For preemergence control of cheatgrass (downy brome, chess), common lambsquarters, field pennycress, kochia, mustard, Russian thistle, wild lettuce, and suppression of volunteer wheat during fallow period of a wheat-fallow-wheat rotation, broadcast 0.5-1.1 lbs./A on all soils except those listed under *Precautions*. For control of pigweed and wild sunflower, use the higher rate. Apply to stubble ground. Treat only once during same fallow period.

### TANK MIXTURES FOR CHEMICAL FALLOW WHEAT-SORGHUM-FALLOW OR WHEAT-CORN-FALLOW (KS, NE)

**Gramoxone Extra:** If weeds are present at application, a tank mix with Gramoxone Extra may be used. Broadcast 2.5 lbs. of Atrazine 90DF plus a suitable amount of Gramoxone Extra in 20-60 gals. of water per acre by ground equipment. Refer to the Gramoxone Extra label for the appropriate rates to utilize in this tank mixture. Add 0.5-1 pt. of a nonionic surfactant such as X-77 per 100 gals. of spray mixture. Add Atrazine 90DF to spray tank first and thoroughly mix with water. Then add Gramoxone Extra followed by surfactant. Use the higher rate of Gramoxone Extra specified on the label if weeds are 4-6 inches tall. This mixture will not control weeds taller

than 6 inches. Apply to stubble ground. Treat only once during same fallow period. Refer to Gramoxone Extra label for further directions, precautions, and limitations.

**Wheat-Fallow-Wheat (CO, KS, ND, NE, SD, and WY)**

**Gramoxone Extra:** If weeds are present at application, a tank mix with Gramoxone Extra may be used. Broadcast 0.5-1.1 lbs. of Atrazine 90DF plus a suitable amount of Gramoxone Extra in 20-60 gals. of water per acre by ground equipment. Add 0.5-1 pt. of a nonionic surfactant such as X-77 per 100 gals. of spray mixture. Add Atrazine 90DF to spray tank first and thoroughly mix with water. Then add Gramoxone Extra followed by surfactant. Use the higher rate of Gramoxone Extra specified on the label if weeds are 4-6 inches tall. This mixture will not control weeds taller than 6 inches. Apply to stubble ground. Treat only once during same fallow period. Refer to Gramoxone Extra label for further directions, precautions, and limitations.

If weeds are present at application and this product is used alone, use either an approved contact herbicide before or after treatment or tillage after treatment.

Use tillage to control weeds which escape during fallow period. Till before planting. For this product applied alone or in tank mixture with Gramoxone Extra, plant at least 2 inches deep and 12 months or more after application.

**Precautions:**

- Do not use on sand soil.
- Do not treat eroded hillsides, caliche and rocky outcroppings, or exposed calcareous subsoil.
- Do not treat soils of the Rosebud and Canyon Series in western NE and adjoining counties in CO and WY.
- Do not treat soils with calcareous surface layers.
- Avoid spray overlap.
- Do not graze treated areas within 6 months after application.
- On all chemical fallow uses except ND and SD, do not apply more than 2.25 lbs. active ingredient (2.5 lbs. of Atrazine 90DF) per acre. In ND and SD, follow the rate restrictions listed above.
- Do not apply more than once per cycle.

**ROADSIDES**

To control certain annual weeds in established perennial grasses along roadsides in CO, KS, MT, ND, NE, SD, and WY, including cheatgrass (downy brome, chess), common (annual) broomweed, little barley, medusahead, sagewort, and tumble mustard, broadcast 1.1 lbs./A of this product in a minimum of 10 gals. of water by ground equipment in the fall before ground freezes or after thawing in the spring but before the established grasses green-up and before weeds emerge. Examples of desirable established grasses include big bluestem, bluegrama, bromegrass, buffalograss, crested wheatgrass, indiangrass, little bluestem, sideoats, grama, switchgrass, and western wheatgrass. Apply only once per year. Temporary discoloration or other form of injury to the desirable perennial grasses may occur following application.

**Precautions: To avoid illegal residues:**

- Do not cut or feed roadside grass hay.
- Do not allow livestock to graze treated areas.
- Do not apply more than 1 lb. active ingredient (or 1.1 lbs. of this product) per acre for any application, and do not make more than one application per year.

**CONSERVATION RESERVE PROGRAM (CRP) (NE, OK, OR, and TX)**

For control or suppression of the following weeds: annual ragweeds, barnyardgrass, black nightshade, cheat, cocklebur, downy brome, fall panicum, field pennycress, giant foxtail, yellow foxtail, Japanese brome, Kentucky bluegrass, kochia, lambsquarters, little barley, marestail, pigweed, prickly lettuce, smooth brome, and sunflower, refer to the directions, notes, and precautions below.

**Pure stands of newly seeded big bluestem, switchgrass, and eastern gamagrass**

Use only on loam, silt loam, silty clay loam, clay loam, and silty clay soils with at least 1% organic matter.

**Establishment:** Broadcast 2.2 lbs./A of Atrazine 90DF preplant incorporated or preemergence at time of seeding and prior to emergence of weeds. Prepare a good firm seedbed. Plant 1/2 inch deep with a grassland drill (preferred method) or a conventional drill. If a conventional drill is used on prepared seedbeds, remove all tension from the disk openers. For best results, cultipack or roll after planting.

**Renovation of existing stands of big bluestem and switchgrass planted on CRP acres**

Broadcast 1.1-2.2 lbs./A of this product to existing stands of big bluestem and switchgrass prior to the emergence of weeds. Use the low rate on soils containing from 1-2% organic matter. Use the high rate on soils with 2% or more organic matter.

**Renovation of existing stands** of the following perennial range grasses planted on CRP acres: Blue grama, indiagrass, little bluestem, sand lovegrass, sideoats grama, and western wheatgrass.

Broadcast 0.6-1.1 lbs./A of this product in the spring prior to weed emergence or in the fall before the ground freezes and prior to weed emergence after these species have been established for at least one growing season for control or partial control of the weeds listed above. Use the low rate for weeds controlled or suppressed easily. Use the higher rate on other weeds claimed in an earlier section of this label.

**Precautions:**

- Do not cut or feed grass hay to livestock.
- Do not graze treated areas.
- Do not use seeds for bird food.
- Do not dump or spill product or dispose of containers within reach of livestock.
- Follow all applicable restrictions for the Conservation Reserve Program.
- Slight discoloration of desirable grasses may occur following treatment. Injury may be enhanced when used on neutral or alkaline soils.
- Do not apply more than 2 lbs. active ingredient (2.2 lbs. of this product) per acre for any application.
- Do not make more than one application per year.

**SEVERE DROUGHT CONDITIONS**

Do not graze forage or cut forage for hay. Under severe drought conditions, the Conservation Reserve Program allows grazing and making of hay from CRP acres, as so specified by the local ASCS (Agricultural Stabilization & Conservation Service) office. This label **does not** allow grazing or making of hay from CRP acres that have been treated with atrazine under any circumstance.

**SUGARCANE**

**General Use Directions for All States**

For control of many broadleaf and grass weeds, including amaranths, crabgrass, fireweed, Flora's paintbrush, foxtails, junglerice, and wiregrass, broadcast 2.2-4.4 lbs./A of Atrazine 90DF at time of planting or ratooning but before sugarcane emerges. Broadcast or band by ground equipment in a minimum of 20 gals./A unless indicated otherwise. One additional application may be made over the sugarcane as it emerges, and 2 additional applications may be made interline after emergence as directed sprays. Repeat treatments, where needed, may be applied broadcast, band, or interline as suggested with the final application being prior to close-in. Do not exceed the rate of herbicide suggested for any one crop of sugarcane.

**Note:** Where high rates of Atrazine 90DF are used alone, apply in a minimum of 1 gal. of water for each 1 lb. of Atrazine 90DF applied per acre.

**Precautions for All States and Uses:**

- Injury to sugarcane may occur when under moisture stress, when soil is of low adsorptive capacity, or when land is first cropped to sugarcane.
- Do not apply after close-in.
- Do not apply more than 10 lbs. active ingredient (11 lbs. of this product) per acre per crop.
- Do not apply more than 4 lbs. active ingredient (4.4 lbs. of this product) per acre for any application.

For specific weed problems, the following may be used. Other rate and application timings may be used for other weed spectrums and cultural practices, provided they are within the above **General Use Directions for All States** and are consistent with the **Precautions for All States and Uses**.

**Florida**

For control of emerged pellitory weed: Apply 0.4-0.6 lbs./A of this product in at least 40 gals. of water as a directed spray by ground equipment prior to close-in. Add 4 qts. of surfactant for each 100 gals. of spray. Thoroughly cover weed foliage.

For control of alexandergrass, large crabgrass, pellitory (artillery) weed, and spiny amaranth, use one of the following methods at planting or ratooning:

3. Apply 4.4 lbs./A of this product preemergence. Follow with 1 or 2 applications, as needed, postemergence to sugarcane and weeds, at 2.2 lbs./A of this product. Treat before weeds exceed 1½ inches in height.
4. Apply 1-3 times, as needed, at 2.2 lbs./A of this product postemergence to sugarcane and weeds. Treat before weeds exceed 1½ inches in height.

**Louisiana**

For control of annual weeds during the summer fallow period, apply 2.2 lbs./A of this product to weed-free beds immediately after bed formation. Follow normal weed control program after planting.

**Additional Precautions in LA: To avoid crop injury:**

- Do not apply more than 11 lbs./A of this product to any one crop of sugarcane.
- If making 2.2 lbs./A application of this product during summer fallow period, do not exceed 8.8 lbs./A of this product during the remainder of the growing season.

**Texas**

Use Atrazine 90DF for control of barnyardgrass, pigweed, purslane, and sunflower in plant or ratoon sugarcane.

Apply 4.4 lbs./A of Atrazine 90DF preemergence. Follow with 1 or 2 applications as needed at 3.3 lbs./A of this product postemergence to sugarcane and weeds.

For best results when weeds are emerged, add a nonionic surfactant at a concentration of 2 qts./100 gals. to the spray and apply before weeds exceed 1½ inches in height.

**TURFGRASSES FOR SOD PRODUCTION (FLORIDA ONLY)**

**St. Augustinegrass, Centipedegrass, and Zoysiagrass**

Broadcast 2.2-4.4 lbs./A of this product according to soil texture to control those weeds listed under **Atrazine 90DF Applied Alone--Corn or Grain Sorghum--Preplant Surface-Applied, Preplant Incorporated, or Preemergence.**

Muck or peat	4.4 lbs. of this product	<b>Old beds:</b> Within 2 days after lifting sod. <b>New beds:</b> 3-4 days after sprigging or plugging.
Sandy soil	2.2 lbs. of this product	<b>Old beds:</b> Within 2 days after lifting sod. <b>New beds:</b> 7-10 days after sprigging or plugging.

If weeds regrow, apply an additional 2.2 lbs./A of this product on muck or peat or 1.1 lbs./A of this product on sandy soil.

**Precautions:**

- Do not apply within 30 days prior to cutting or lifting.
- Do not apply in combination with surfactants or other spray additives.
- Use only on turfgrass reasonably free of infestations of insects, nematodes, and diseases.
- On newly sprigged turfgrass, temporary slowing of growth may follow application.
- For muck or peat soils, do not apply more than 4 lbs. active ingredient (4.4 lbs. of this product) per acre for any application, and for sandy soils, do not apply more than 2 lbs. active ingredient (2.2 lbs. of this product) per acre for any application.
- For muck or peat soils, do not apply more than 6 lbs. active ingredient (6.6 lbs. of this product) per acre per year, and for sandy soils, do not apply more than 3 lbs. active ingredient (3.3 lbs. of this product) per acre per year.

**TURFGRASS FOR FAIRWAYS, SOD PRODUCTION\*, AND RESIDENTIAL SITES (INCLUDING HOMES, DAYCARE FACILITIES, SCHOOLS, PLAYGROUNDS, PARKS, RECREATIONAL AREAS, AND SPORTS FIELDS)**

\*In states other than Florida. For use on turfgrass for sod in Florida, see TURFGRASSES FOR SOD PRODUCTION (FLORIDA ONLY) in the section above.

**Bermudagrass, Centipedegrass, St. Augustinegrass, and Zoysiagrass**

Apply Atrazine 90DF after October 1 before emergence of winter annual weeds for control of annual bluegrass, burclover, carpet burweed, chickweed, corn speedwell, henbit, hop clover, and spurweed. Atrazine 90DF will control annual bluegrass even if it is emerged at time of treatment. For control of summer annual weeds listed in the preemergence section of the **Atrazine 90DF Applied Alone--Corn or Grain Sorghum** section of this label, also apply Atrazine 90DF in late winter before the weeds emerge. Apply in a minimum of 15 gals. of water per acre or 1 gal./1,000 sq. ft.

Where annual bluegrass is the major weed, use 1.1 lbs./A of Atrazine 90DF (0.4 fl. oz./1,000 sq. ft). Do not exceed 1.1 lb./A of this product per treatment on newly sprigged turfgrass or on hybrid bermudagrass such as Tiflawn, Tifway, and Ormond.

For continued summer annual weed control, apply another 1.1 lbs./A of Atrazine 90DF at least 30 days after the previous application but not after April 15. However, do not make more than 2 applications of this product per year.

**Precautions:** On newly sprigged turfgrass and hybrid bermudagrass, temporary slowing of growth and yellowing may occur following application.

- Use only on turfgrass reasonably free of infestations of insects, nematodes, and diseases.
- Do not use on golf greens.

- Do not use north of NC (except may be used in VA Coastal Plains) or west of the high rainfall areas of eastern OK and eastern TX.
- Do not use on muck or alkaline soils.
- Do not apply over the rooting area of trees or ornamentals not listed on this label.
- Do not overseed with desirable turfgrass within 4 months before or 6 months after treatment.
- Do not apply this product to newly seeded bermudagrass until it has overwintered and has a well-developed rhizome system.
- Do not exceed 2.2 lbs. of this product per acre within 12 months of seeding bermudagrass.
- Do not apply more than 1 lb. active ingredient (1.1 lbs. of this product) per acre per application for any application. Do not apply more than 2 lbs. active ingredient (2.2 lbs. of this product) per acre per year.

**MACADAMIA NUTS**

For preemergence control of many broadleaf and grass weeds, including crabgrass, foxtail, wiregrass, Flora's paintbrush, spanishneedles, and fireweed, broadcast 2.2-4.4 lbs./A of this product before harvest and before weeds emerge. Repeat as necessary. Do not spray when nuts are on ground during harvest period.

*Precautions:*

- Do not apply more than 4 lbs. active ingredient (4.4 lbs. of this product) per acre for any application.
- Do not apply more than 8 lbs. active ingredient (8.8 lbs. of this product) per acre per year.

**GUAVA**

Use only on established plantings which are at least 18 months old. Apply as a directed spray at 2.2-4.4 lbs./A of Atrazine 90DF in 20-50 gals. of spray mix preemergence or early postemergence to weeds. When applying postemergence, the use of a surfactant and greater spray volume (80-100 gals of spray mix per acre) may enhance weed control. This product controls many annual broadleaf and grass weeds, including fireweed, purslane, scarlet pimpernel, spanishneedles, and sowthistle.

*Precautions:*

- Do not allow spray to contact foliage or fruit.
- Do not apply more frequently than at 4-month intervals.
- Do not apply more than 4 lbs. active ingredient (4.4 lbs. of this product) per acre for any application.
- Do not apply more than 8 lbs. active ingredient (8.8 lbs. of this product) per acre per year.

**CONIFERS**

For control of annual broadleaf and grass weeds prior to transplanting, after transplanting, or in established conifers (including Douglas fir, grand fir, noble fir, white fir, Austrian pine, bishop pine, Jeffrey pine, knobcone pine, loblolly pine, lodgepole pine (shore pine), Monterey pine, ponderosa pine, Scotch pine, slash pine, blue spruce, and Sitka spruce): Broadcast 2.2-4.4 lbs. per acre in a minimum of 10 gals. by ground before weeds are 1½ inches tall. Apply to established trees between fall and early spring while trees are dormant. For new transplants, apply during or soon after transplanting. For applications prior to transplanting, allow sufficient precipitation to activate Atrazine 90DF before transplanting. In areas where spring and summer rainfall is inadequate to activate Atrazine 90DF, apply during fall prior to spring transplanting.

For the list of weeds controlled, see **Atrazine 90DF Applied Alone--Corn or Grain Sorghum--Preplant Surface-Applied, Preplant Incorporated, or Preemergence.**

**Quackgrass control:** Broadcast 4.4 lbs. of this product in a minimum of 10 gals. by ground between fall and early spring while trees are dormant and before quackgrass is more than 1½ inches tall.

*Precautions:*

- In areas west of the Rocky Mountains (except the Great Basin), grazing may begin 7 months after a fall application or 3 months after a winter or spring application.
- Temporary injury to trees may occur following use of Atrazine 90DF on coarse-textured soil.
- To avoid crop injury, do not apply to seedbeds. Apply only once per year.

*To prevent illegal residues:*

- Do not graze treated areas of the Great Basin or areas east of the Rocky Mountains.
- Do not apply more than 4 lbs. active ingredient (4.4 lbs. of this product) per acre for any application.
- Do not apply more than 4 lbs. active ingredient (4.4 lbs. of this product) per acre per year.

**STORAGE AND DISPOSAL**

Do not contaminate water, food, or feed by storage or disposal or cleaning of equipment.

**PESTICIDE STORAGE:** Store in a dry place.

**PESTICIDE DISPOSAL:** Wastes resulting from the use of this product may be disposed of on-site or at an approved waste disposal facility.


**CONTAINER DISPOSAL:** Completely empty bag into application equipment. Dispose of empty bag in a sanitary landfill, or by incineration, or by open burning, if allowed by state and local authorities. If burned, keep out of smoke. For minor spills, leaks, etc., follow all precautions indicated on this label and clean up immediately. Take special care to avoid contamination of equipment and facilities during cleanup procedure and disposal of wastes. In the event of a major spill, fire, or other emergency, call Infotrac at 1-800-535-5053, day or night.

**WARRANTY STATEMENT**

MAKHTESHIM AGAN OF NORTH AMERICA warrants that this product conforms to the chemical description on the label thereof and is reasonably fit for purposes stated on such label only when used in accordance with directions under normal use conditions. It is impossible to eliminate all risks inherently associated with use of this product. Crop injury, ineffectiveness, or other unintended consequences may result because of such factors as weather conditions, presence of other materials, or the manner of use or application, all of which are beyond the control of MAKHTESHIM AGAN OF NORTH AMERICA. To the extent allowed by law, MAKHTESHIM AGAN OF NORTH AMERICA shall not be liable for consequential, special, or indirect damages resulting from the use or handling of this product. All such risks shall be assumed by the Buyer. In addition to the foregoing, no purchaser of this product (other than an end user) shall be entitled to any reimbursement for any loss suffered as a result of any suspension or cancellation of the registration for this product by the U.S. Environmental Protection Agency. Except as expressly provided herein, MAKHTESHIM AGAN OF NORTH AMERICA makes no warranties, guarantees, or representations of any kind, either expressed or implied, or by usage of trade, statutory or otherwise, with regard to the product sold, including, but not limited to merchantability, fitness for a particular purpose, use or eligibility of the product for any particular trade usage. The exclusive remedy of any buyer or user of this product for any and all losses, injuries, or damages resulting from or in any way arising from the use, handling, or application of this product, whether in contract, warranty, tort, negligence, strict liability, or otherwise, shall be damages not exceeding the purchase price paid for this product or, at MAKHTESHIM AGAN OF NORTH AMERICA's election, the replacement of this product.

Atrazine 90DF (66222-37)(EPA app 8-29-05)(full EPA text)(notif to EPA 5-8-08-MN fix)

39/40



**MAKHTESHIM**  
A G of A N  
NORTH AMERICA

**RESTRICTED USE PESTICIDE**  
(DUE TO GROUND AND SURFACE WATER CONCERNS)  
FOR RETAIL SALE TO AND USE ONLY BY CERTIFIED APPLICATORS OR PERSONS UNDER  
THEIR DIRECT SUPERVISION, AND ONLY FOR THOSE USES COVERED BY THE  
CERTIFIED APPLICATOR'S CERTIFICATION.

(Not for use in New York or California)

# SUPPLEMENTAL LABELING ATRAZINE 90DF

**Herbicide**

EPA Reg. No. 66222-37

**FOR SEASON-LONG WEED CONTROL IN CORN, SORGHUM, AND CERTAIN OTHER CROPS**

ACTIVE INGREDIENTS:	% BY WT.
Atrazine: 2-chloro-4-ethylamino-6-isopropylamino-s-triazine.....	88.5%
Related Compounds:.....	1.5%
<b>INERT INGREDIENTS:</b> .....	<u>10.0%</u>
<b>TOTAL</b>	<b>100.0%</b>

ATRAZINE 90DF is a water-dispersible granule.  
This product contains .9 lbs. of atrazine per 1 lb. of product.

### DIRECTIONS FOR USE

- It is a violation of Federal law to use this product inconsistent with its labeling.
- This supplemental labeling must be in the possession of the user at the time of pesticide application.
- Follow all applicable directions, restrictions, Worker Protection Standard requirements, and precautions on the EPA registered label.
- This supplemental label is not yet approved for use in the states of California and New York.

### ENVIRONMENTAL HAZARDS

Atrazine can travel (seep or leach) through soil and can enter ground water which may be used as drinking water. Atrazine has been found in ground water. Users are advised not to apply atrazine to sand and loamy sand soils where the water table (ground water) is close to the surface and where these soils are very permeable, i.e., well-drained. Your local agricultural agencies can provide further information on the type of soil in your area and the location of ground water.

This product must not be mixed or loaded within 50 ft. of intermittent streams and rivers, natural or impounded lakes and reservoirs. This product must not be applied within 66 ft. of points where field surface water runoff enters perennial or intermittent streams and rivers or within 200 ft. of natural or impounded lakes and reservoirs. If this product is applied to highly erodible land, the 66-ft. buffer or setback from runoff entry points must be planted to crop, seeded with grass, or other suitable crop.

This product must not be mixed or loaded or used within 50 ft. of all wells, including abandoned wells, drainage wells, and sink holes. Operations that involve mixing, loading, rinsing, or washing of this product into or from pesticide handling or application equipment or containers within 50 ft. of any well are prohibited, unless conducted on an impervious pad constructed to withstand the weight of the heaviest load that may be positioned on or moved across the pad. Such a pad shall be designed and maintained to contain any product spills or

equipment leaks, container or equipment rinse or wash water, and rain water that may fall on the pad. Surface water shall not be allowed to either flow over or from the pad, which means the pad must be self-contained. The pad shall be sloped to facilitate material removal. An unroofed pad shall be of sufficient capacity to contain at a minimum 110% of the capacity of the largest pesticide container or application equipment on the pad. A pad that is covered by a roof of sufficient size to completely exclude precipitation from contact with the pad shall have a minimum containment of 100% of the capacity of the largest pesticide container or application equipment on the pad. Containment capacities as described above shall be maintained at all times. The above-specified minimum containment capacities do not apply to vehicles when delivering pesticide to the mixing/loading sites.

Additional state imposed requirements regarding well-head setbacks and operational area containment must be observed.

Users of atrazine in the state of Minnesota are encouraged to reference the Minnesota Water Quality Best Management Practices for Agricultural Herbicides found at [www.mda.state.mn.us/herbicidebmps](http://www.mda.state.mn.us/herbicidebmps).

One of the following restrictions must be used in applying atrazine to tile-outletted terraced fields containing standpipes:

- Do not apply this product within 66 ft. of standpipes in tile-outletted terraced fields.
- Apply this product to the entire tile-outletted terraced field and immediately incorporate it to a depth of 2-3 inches in the entire field.
- Apply this product to the entire tile-outletted terraced field under a no-till practice only when a high crop residue management practice is practiced. High crop residue management is described as a crop management practice where little or no crop residue is removed from the field during and after crop harvest.

This pesticide is toxic to aquatic invertebrates. Do not apply directly to water, to areas where surface water is present, or to intertidal areas below the mean high water mark. Do not apply when weather conditions favor drift from treated areas. Runoff and drift from treated areas may be hazardous to aquatic organisms in neighboring areas. Do not contaminate water when disposing of equipment wash waters.

See additional precautionary statements and directions for use on the master label attached to the container.