


64898-8

3-3-2000

4/7

|   |   |  |
|---|---|--|
|  <p>U.S. ENVIRONMENTAL PROTECTION AGENCY<br/>Office of Pesticide Programs<br/>Registration Division (7505C)<br/>401 "M" St., S.W.<br/>Washington, D.C. 20460</p> <p><b>NOTICE OF PESTICIDE:</b><br/><u>  X  </u> Registration<br/><u>    </u> Reregistration</p> <p>(under FIFRA, as amended)</p>  | EPA Reg. Number:<br><b>64898-8</b>                  | Date of Issuance:<br><b>MAR 3 2000</b> |
|   | Term of Issuance:<br><b>Conditional</b>             |  |
|   | Name of Pesticide Product:<br><b>RAZORROOTER II</b> |  |
| Name and Address of Registrant (include ZIP Code):<br><b>Florida Petrochemicals, Inc.<br/>1020 Hiawatha Blvd. West<br/>Syracuse, NY 13204</b>   |   |  |
| <p><b>Note:</b> Changes in labeling differing in substance from that accepted in connection with this registration must be submitted to and accepted by the Registration Division prior to use of the label in commerce. In any correspondence of this product always refer to the above EPA registration number.</p> <p>On the basis of information furnished by the registrant, the above named pesticide is hereby registered/re-registered under the Federal Insecticide, Fungicide and Rodenticide Act.</p> <p>Registration is in no way to be construed as an endorsement or recommendation of this product by the Agency. In order to protect health and the environment, the Administrator, on his motion, may at any time suspend or cancel the registration of a pesticide in accordance with the Act. The acceptance of any data in connection with the registration of a product under this Act is not to be construed as giving the registrant a right to exclusive use of the name or to its use if it has been covered by others.</p> <p><b>This product is conditionally registered in accordance with FIFRA sec. 3(c)(7)(A) provided that you:</b></p> <ol style="list-style-type: none"> <li>1. Submit and/or cite all data required for registration of your product under FIFRA sec. 3(c)(5) when the Agency requires all registrants of similar products to submit such data.</li> <li>2. Make the following label changes before you release the product for shipment:             <ol style="list-style-type: none"> <li>a. Revise the EPA Registration Number to read, "EPA Reg. No. 64898-8".</li> </ol> </li> </ol> |   |  |
| Signature of Approving Official:  |   | Date:<br><b>MAR 3 2000</b>             |

page 2  
 EPA Reg. No. 64898-8

3. Submit one copy of the revised final printed label for the record before you release the product for shipment.

If these conditions are not complied with, the registration will be subject to cancellation in accordance with FIFRA sec. 6(e). Your release for shipment of the product constitutes acceptance of these conditions.

A stamped copy of the label is enclosed for your records.

Joanne I. Miller  
 Product Manager (23)  
 Herbicide Branch  
 Registration Division (7505C)

Enclosure

|                       |          |              |  |  |  |  |  |  |
|-----------------------|----------|--------------|--|--|--|--|--|--|
| DK 1305-7546 LAB/PM23 |          | CONCURRENCES |  |  |  |  |  |  |
| SYMBOL                | 7505C    |              |  |  |  |  |  |  |
| SURNAME               | J. KENNY |              |  |  |  |  |  |  |
| DATE                  | 3/3/2000 |              |  |  |  |  |  |  |

3/7  
ACCEPTED  
with COMMENTS  
In EPA Letter Dated

MAR 3 2000

Under the Federal Insecticide,  
Fungicide, and Rodenticide Act  
as amended, for the pesticide  
registered under EPA Reg. No.

64898-8

## RAZORROOTER II™

For use to control tree root intrusions in  
sanitary sewers, storm drains, and other drainage systems.

### ACTIVE INGREDIENT:

|  |                    |
|--|--------------------|
| Diquat dibromide [6,7-dihydrodipyrido (1,2-a:2',1'-c)<br>pyrazinediium dibromide]..... | By Weight<br>37.3% |
| OTHER INGREDIENTS .....  | 62.7%              |
| TOTAL.....   | 100.0%             |

This product contains 2-lbs. diquat cation per gal. as 3.73 lbs. salt per gal.

### KEEP OUT OF REACH OF CHILDREN

#### WARNING

#### FIRST AID

**IF SWALLOWED:** Give water or milk to drink and induce vomiting by inserting finger in throat. Take person and product container to the nearest hospital or physician fast. PROMPT TREATMENT IS ESSENTIAL TO COUNTERACT POISONING and should be initiated before signs and symptoms of injury appear.

**IF ON SKIN:** Wash with plenty of soap and water. Get medical attention.

**IF IN EYES:** Hold eyelids open and flush with a steady, gentle stream of water for 15 minutes. Get medical attention.

**IF INHALED:** Remove victim to fresh air. If not breathing, give artificial respiration, preferably mouth-to-mouth. Get medical attention.

**NOTE TO PHYSICIAN:** Call HIS: 1-800-228-5635, Ext. 169 at any hour to obtain toxicology information and a diquat analysis. To be effective, **treatment for diquat poisoning must begin IMMEDIATELY.** Treatment consists of binding diquat in the gut with suspensions of activated charcoal or bentonite clay, administration of cathartics to enhance elimination and removal of diquat from the blood by charcoal hemoperfusion or continuous hemodialysis.


**FOR 24-HOUR EMERGENCY MEDICAL ASSISTANCE CALL HIS 1-800-229-5735, Ext. 169**

See Side Panel For Additional Precautionary Statements

EPA Reg. No. 64898-  
EPA Est. No. \_\_\_\_\_

Made in U.S.A.  
Florida Petrochemicals Inc. (FPI)  
1020 Hiawatha Blvd. West  
Syracuse, NY 13204

Net Contents \_\_\_\_\_



## PRECAUTIONARY STATEMENTS

### Hazards to Humans

#### WARNING

May be fatal if absorbed through skin. Harmful if swallowed or inhaled. Causes substantial but temporary eye injury. Causes skin irritation. Contact with irritated skin, or a cut, or repeated contact with intact skin may result in poisoning. Do not get in eyes or on skin or clothing. Avoid breathing vapor or spray mist.

#### Personal Protective Equipment (PPE)

Applicators and other handlers must wear:

- Either coveralls over a short-sleeved shirt and short pants, or coveralls over a long-sleeved shirt and long pants.
- Waterproof gloves.
- Chemical-resistant footwear plus socks.
- Protective eyewear.
- Chemical-resistant apron when cleaning equipment, mixing or loading.

The following protective equipment must be immediately available at all times for each person operating and monitoring application equipment.

- A dust/mist filtering respirator (MSHA/NIOSH approval number prefix TC-21C), or a NIOSH approved respirator with any N, R, P or HE filter.

Discard clothing and other absorbent materials that have been drenched or heavily contaminated with this product's concentrate. Do not reuse them. Follow manufacturer's instructions for cleaning/maintaining PPE. If no such instructions for washables, use detergent and hot water. Keep and wash PPE separately from other laundry.

**EXCEPTION:** If a closed system is used during mixing and product transportation, *and applications will be made to closed subsurface sewers and drains, and the product has been diluted with water at a ratio of at least 1 part product to 50 parts water*, applicators and other handlers may wear:

- Short sleeved shirt and long pants
- Chemical resistant footwear plus socks
- Waterproof gloves

Mixers and loaders using closed systems when mixing, loading, and cleaning equipment may wear:

- Long-sleeved shirt and long pants
- Protective eyewear
- Waterproof gloves
- Shoes plus socks
- Chemical-resistant apron

#### Emergency Information

For spill, leak, fire, exposure, or accident call CHEMTREC at 1-800-424-9300.

#### Environmental Hazards

This pesticide is toxic to aquatic invertebrates. Keep out of lakes, ponds, and streams. Do not apply directly to water bodies, to areas where surface water is present or to intertidal areas below the mean high water mark. Do not contaminate water when disposing of equipment washwaters. If these wastes cannot be disposed of by use according to label instructions, contact your State Pesticide or Environmental Control Agency, or the Hazardous Waste representative at the nearest EPA Regional Office for guidance. Do not use in potable water systems. Do not use in storm, field or other drains unless effluent is treated in a sanitary sewer system. Keep off lawns and plants, as they may be severely injured. Foam should be shoveled off planted areas immediately rather than washing off with water.

Do not discharge effluent containing this product into lakes, streams, ponds, estuaries, oceans or other waters unless in accordance with the requirements of a National Pollutant Discharge Elimination System (NPDES) permit and the permitting authority has been notified in writing prior

to discharge. Do not discharge effluent containing this product to sewer systems without previously notifying the local sewage treatment plant authority. For guidance contact your State Water Board or Regional Office of the EPA.

### User Safety Recommendations

Users should:

- Wash hands before eating, drinking, chewing gum, using tobacco or using the toilet.
- Remove clothing immediately if pesticide gets inside. Then wash thoroughly and put on clean clothing.
- Remove PPE immediately after handling this product. Wash the outside of gloves before removing. As soon as possible, wash thoroughly and change into clean clothing
- Do not enter manholes or other confined space areas adjacent to treated areas until all foam or spray has dried and always use full Federal and State OSHA mandated procedures for confined space entry.

### PRODUCT INFORMATION

RAZOROOTER II™ is uniquely suited to sewer applications. RAZOROOTER II™ is a soluble liquid designed to control tree roots in sewer, on contact. RAZOROOTER II™ is a non-selective herbicide, which works on all varieties of tree roots and will not harm above-ground vegetation, when applied according to label instructions. RAZOROOTER II™ is not volatile, and will not produce toxic gases.

### DIRECTIONS FOR USE

It is a violation of Federal law to use this product in a manner inconsistent with its labeling.

Do not apply this product in a way that will contact workers or other persons, either directly or through drift. Only protected handlers may be in the area during application. Refer to the personal protective equipment information under Precautionary Statements and use all required protective clothing and equipment.

RAZOROOTER II™ may be applied directly to sewers either as a high-pressure spray or as a foam. RAZOROOTER II™ may be applied in conjunction with herbicides, surfactants and foaming agents available through FPI. RAZOROOTER II™ is not compatible with anionic surfactants.


Consider pipe size, sewer flow, lateral conditions, line obstructions, and severity of root intrusion in selecting proper application technique.

### Mixing Instructions

Before mixing, determine the scope of work, including pipe size and overall lineal footage, while assessing field conditions. Using the charts below as guidance, determine the amount of solution required for the job.

#### Small Diameter Pipes

| Total Gallons Prepared Solution | Treatment Area (Lineal Feet) Per Pipe Diameter |       |       |       |       |
|---------------------------------|--|-------|-------|-------|-------|
|                                 | 4"   | 6"    | 8"    | 10"   | 12"   |
| 10                              | 300'   | 140'  | 80'   | 50'   | 35'   |
| 100                             | 3000'  | 1400' | 800'  | 500'  | 350'  |
| 200                             | 6000'  | 2800' | 1600' | 1000' | 700'  |
| 300                             | 9000'  | 4200' | 2400' | 1500' | 1050' |



**Large Diameter Pipes**

| Total Gallons Prepared Solution | Treatment Area (Lineal Feet) Per Pipe Diameter |     |     |     |     |     |     |     |     |
|---------------------------------|--|-----|-----|-----|-----|-----|-----|-----|-----|
|                                 | 15"  | 18" | 21" | 24" | 27" | 30" | 36" | 42" | 48" |
| 10                              | 35   | 27  | 23  | 20  | 17  | 15  | 12  | 11  | 10  |
| 100                             | 350  | 270 | 230 | 200 | 170 | 150 | 120 | 110 | 100 |
| 200                             | 700  | 540 | 460 | 400 | 340 | 300 | 240 | 220 | 200 |
| 300                             | 1050   | 810 | 690 | 600 | 510 | 450 | 360 | 330 | 300 |

Prepare solution by mixing at a rate of 2 quarts of RAZORROOTER II™ per 100 gallons of water. Use only clean, fresh water to prepare the solution. Prepare enough solution to complete the job, or to fill the solution tank, whichever is less. Use solution promptly after mixing.

If foaming method will be used, add the amount of foaming agent required to produce 20 gallons of foam per gallon of solution, as prepared above. Only use foam-making equipment approved by FPI, and additives approved by FPI which specifically state "for use with RAZORROOTER II™" on the label. RAZORROOTER II™ is not compatible with anionic surfactants.

**Spray Application**

Prepared RAZORROOTER II™ solution may be sprayed into sewers at various pressures and flow rates, depending upon the capabilities of the application equipment. Do not exceed the equipment manufacturer's recommendations for pressures and flow rates.

Begin at downstream sections of the area to be treated. Insert the spray discharge hose through the length of the pipeline intended for treatment. Spray the prepared RAZORROOTER II™ solution under pressure as the hose is retrieved. Retrieve the discharge hose at a rate sufficient to contact and saturate all root masses in the pipeline with RAZORROOTER II™ solution, applying to the point of runoff. Monitor tank level and solution flow rate to calibrate discharge hose retrieval rate, in order to evenly apply all prepared solution.

Treat large pipes (15" or larger in diameter) with a hose fitted with skids designed to elevate the discharge nozzle. This will center the discharge nozzle in the pipe and enhance performance. Contact FPI to obtain skids, if needed.


Treat manholes by retrieving hose vertically while spraying walls to the point of runoff. Do not re-enter manholes until sprays have dried.

**Foam Application**

Mixing prepared RAZORROOTER II™ solution with foam during application extends contact time of roots with product, and helps product to reach roots in lateral connections. Foam application equipment used with RAZORROOTER II™ must be approved by FPI and used only by applicators trained to operate the equipment. Training in RAZORROOTER II™ application by foam is available from FPI.

Begin at downstream sections of the area to be treated. Insert the spray discharge hose through the length of the pipeline intended for treatment. Spray the prepared RAZORROOTER II™ solution and foam under pressure as the hose is retrieved.

Treat manholes by applying a 3" layer of foam to walls while retrieving hose vertically. Do not re-enter manholes until foam has dried.



7/7

**Building Laterals:** Building laterals may be treated using the foaming method by injecting the foam via flow-through inflatable cleanout plugs. Cap or plug all drain lines, cleanouts, and fixtures that tie into the line being treated. Determine the lateral pipe size and length and operate equipment for the time it takes to produce the required amount of foam. Use caution to prevent plug blow out.

### STORAGE AND DISPOSAL

**Prohibitions:** Do not contaminate water, food or feed by storage, disposal or cleaning of equipment. Open dumping is prohibited.

**Storage:** Keep pesticide in original container. Do not put concentrate or dilute into food or drink containers. Do not contaminate feed, foodstuffs or drinking water. Do not store or transport near feed or food. Store at temperature above 32°F. For help with any spill, leak, fire or exposure involving this material, call CHEMTREC (1-800-424-9300).

**Pesticide Disposal:** Pesticide wastes are acutely hazardous. Improper disposal of excess pesticide, spray mixture, or rinsate is a violation of Federal Law. If these wastes cannot be disposed of by use according to label instructions, contact your State Pesticide or Environmental Control Agency, or the Hazardous Waste representative at the nearest EPA Regional Office for guidance.

**Container Disposal:** Do not reuse empty container. Triple rinse (or equivalent). Then offer for recycling or reconditioning, or puncture and dispose of in a sanitary landfill, or incineration, or if allowed by state and local authorities, by burning. If burned, stay out of smoke.

**Container Disposal For Bulk and Min-bulk Containers:** Reseal container and offer for reconditioning, or triple rinse (or equivalent) and offer for recycling or reconditioning, or clean in accordance with manufacturers instructions.

**Container Precautions:** Before refilling, inspect thoroughly for damage, such as cracks, punctures, bulges, dents, abrasions and damaged or worn threads on closure devices.

**Refill Only With RAZOROOTER II™.** The contents of this container cannot be completely removed by cleaning. Refilling with materials other than RAZOROOTER II™ will result in contamination and may weaken container.

After filling and before transporting, check for leaks.  
Do not refill or transport damaged or leaking container.

**CONTAINER IS NOT SAFE FOR FOOD, FEED OR DRINKING WATER.**

### WARRANTY STATEMENT

FPI and Seller warrant that this product conforms to its chemical description and is reasonably fit for the purpose stated on the label when used in accordance with the directions and instructions specified on the label under normal conditions of use, but neither this warranty nor any other warranty of merchantability or fitness for a particular purpose, express or implied, extends to the use of this product contrary to label instructions, or under abnormal conditions, or under conditions not reasonably foreseeable to FPI or Seller, and buyer assumes the risk of any such use.

RAZOROOTER II™ is a trademark of FPI.