

64405-2

6-10-2004

1/16

Please read instructions on reverse before completing form.

Form Approved. OMB No. 2070-0060.

United States Environmental Protection Agency 1200 Pennsylvania Avenue, N.W. Washington, DC 20460-0001	<input type="checkbox"/> Registration <input type="checkbox"/> Amendment <input checked="" type="checkbox"/> Other	OPP Identifier Number
--	--	-----------------------

Application for Pesticide - Section I

1. Company/Product Number EPA Reg. No. 64405-2	2. EPA Product Manager Richard Gebken	3. Proposed Classification <input checked="" type="checkbox"/> None <input type="checkbox"/> Restricted
4. Company/Product (Name) Redzone Bait	PM # 10	
5. Name and Address of Applicant (Include ZIP Code) Nisus Corporation c/o RegWest Company, LLC 30856 Rocky Road Greeley, CO 80631-9375	6. Expedited Review. In accordance with FIFRA Section 3(c)(3)(b)(i) my product is similar or identical in composition and labeling to: EPA Reg. No. _____ Product Name _____	

Check if this is a new address

Section - II

<input type="checkbox"/> Amendment - Explain below.	<input type="checkbox"/> Final printed labels in response to Agency NOTIFICATION
<input type="checkbox"/> Resubmission in response to Agency letter dated _____	<input type="checkbox"/> "Me Too" Application.
<input checked="" type="checkbox"/> Notification - Explain below.	<input type="checkbox"/> Other - Explain below.

JUN 10 2004

Explanation: Use additional page(s) if necessary. (For Section I and Section II.)

**Submit label revision notification per PR Notice 98-10.
(Refer to Reference Label for an illustration of the revisions)**

This notification is consistent with the provisions of PR Notice 98-10 and EPA regulations at 40 CFR § 152.46, and no other changes have been made to the labeling or the confidential statement of formula of this product. I understand that it is a violation of 18 U.S.C. Sec. 1001 to willfully make any false statement to the EPA. I further understand that if this notification is not consistent with the terms of PR Notice 98-10 and 40 CFR § 152.46 this product may be in violation of FIFRA and I may be subject to enforcement action and penalties under sections 12 and 14 of FIFRA.

Section - III

1. Material This Product Will Be Packaged In:				2. Type of Container	
Child Resistant Packaging <input type="checkbox"/> Yes* <input type="checkbox"/> No	Unit Packaging <input type="checkbox"/> Yes <input type="checkbox"/> No	Water Soluble Packaging <input type="checkbox"/> Yes <input type="checkbox"/> No		<input type="checkbox"/> Metal	<input type="checkbox"/> Plastic
*Certification must be submitted		If "Yes" Unit Packaging Wgt.	No. Per Container	If "Yes" Packaging Wgt.	No. Per Container
3. Location of Net Contents Information <input type="checkbox"/> Label <input type="checkbox"/> Container		4. Size(s) Retail Container		5. Location of Label Directions <input type="checkbox"/> On Label <input type="checkbox"/> On Labeling Accompanying Product	
6. Manner in Which Label is Affixed to Product <input type="checkbox"/> Lithograph <input type="checkbox"/> Stenciled <input type="checkbox"/> Paper glued <input type="checkbox"/> Other _____					

Section - IV

1. Contact Point (Complete items directly below for identification of individual to be contacted, if necessary, to process this application).					
Name Kim Davis, CC, APC, Manager		Title Consultant/Agent		Telephone No. (Include Area Code) (970) 353-0611	
Certification					6. Date Application Received (Stamped)
I certify that the statements I have made on this form and all attachments thereto are true, accurate and complete. I acknowledge that any knowingly false or misleading statement may be punishable by fine or imprisonment or both under applicable law.					
2. Signature 		3. Title Consultant/Agent			
4. Typed Name Kim Davis, CC, APC, Manager		5. Date February 26, 2004			

2/16

Redzone Bait

**A Weather/Moisture Resistant Bait to Kill and Control Ants,
Cockroaches, Crickets, Mole Crickets and Silverfish**

[Weather-Resistant Bait for the Control of: Crickets, Cockroaches, Silverfish, Carpenter Ants, Ants]

[Kills & Controls Sweet & Grease Eating Ants, Carpenter Ants, Cockroaches, Silverfish & Crickets]

[For the Control of: Crickets, Cockroaches, Silverfish, Ants]

For Both Interior and Exterior Use

[For Crack & Crevice Applications!]

**For Use In and Around Homes, Apartments, Garages,
Public and Private Institutions, Schools, Hotels,
Hospitals, Pet Stores, Zoos, Kennels, Warehouses, Supermarkets,
Restaurants, Vending Machines and Food Processing Plants**

Active Ingredient:

Orthoboric Acid	5%
Other Ingredients	<u>95%</u>
Total	100%

Keep Out of Reach of Children
CAUTION
 See side panel [booklet] for
 additional precautionary statements.

EPA Reg. No. 64405-2

EPA Est. 64405-TN-1

Net Weight Contents: _____ Pound(s) [_____ oz.] [(_____ kg)]


Made In The U.S.A.

Nisus Corporation
 100 Nisus Drive, Rockford, TN 37853
 (800) 264-0870 www.nisuscorp.com
{Logo: Nisus Corporation}
The World's Leader in Borate Technology

{Side Panel(s) / Booklet}

PRECAUTIONARY STATEMENTS
Hazards to Humans & Domestic Animals

CAUTION: Harmful if absorbed through skin. Causes moderate eye irritation. Avoid contact with skin, eyes, or clothing. Wash hands before eating, drinking, chewing gum, using tobacco or using the toilet.



3/16

Personal Protective Equipment (PPE)

Applicators and handlers must wear: Long-sleeved shirt and long pants; chemical-resistant or waterproof gloves; and shoes plus socks.

First Aid

If in Eyes:	<ul style="list-style-type: none"> Hold eye open and rinse slowly and gently with water for 15-20 minutes. Remove contact lenses, if present, after the first 5 minutes, then continue rinsing. Call a poison control center or doctor for treatment advice.
If on Skin:	<ul style="list-style-type: none"> Take off contaminated clothing. Rinse skin immediately with plenty of water for 15 – 20 minutes. Call a poison control center or doctor for treatment advice.
Have the product container or label with you when calling a poison control center or doctor or going for treatment.	

Environmental Hazards

Do not apply directly to water, to areas where surface water is present or to intertidal areas below the mean high-water mark. Do not contaminate water when disposing of equipment washwaters or rinsate.

DIRECTIONS FOR USE

It is a violation of Federal law to use this product in a manner inconsistent with its labeling.

Storage & Disposal

Do not contaminate water, food or feed by storage or disposal.

Pesticide Storage: Store in a dry place. Do not store where children or animals may gain access. **Pesticide Disposal:** Wastes resulting from the use of this product may be disposed of on site or at an approved waste disposal facility. **Container Disposal:** Completely empty [container] bag [into application equipment]. Then dispose of empty bag [container] in a sanitary landfill or by incineration, or if allowed by State and local authorities, by burning. If burned, stay out of smoke.

{Storage and disposal directions for residential/household use products:}

Pesticide Storage: Store in a dry place. Do not store where children or animals may gain access. **Disposal: If empty:** Do not reuse this container. Place in trash or offer for recycling if available. **If partly filled:** Call your local solid waste agency [or 1-800-CLEANUP] for disposal instructions. Never place unused product down any indoor or outdoor drain.

General Information

This product is a ready-to-use, weather/moisture resistant bait for the control of ants, cockroaches, crickets, and silverfish including:

- Ants:** Argentine, Carpenter, Thief, Pharaoh, Little Black, Pavement, Odorous House and Crazy Ants
- Cockroaches:** Asian, American, Brown, Brown Banded, Smokey Brown, German and Oriental Cockroaches
- Crickets:** Camel, House, Field and Mole Crickets

Do not contaminate this product with other pesticides. If this product becomes contaminated with another pesticide it will lose its effectiveness.

Do not apply directly to food. In commercial food handling facilities, cover or remove any food during application. In food handling areas, bait may be placed in removable trays. Always record the number and location of bait stations. This product is designed to be used as a residual treatment in an Integrated Pest Management program incorporating good sanitation practices.

This product may be applied in appropriate areas with a power duster (Except in California). Consult equipment manufacturer for recommended settings.

Children and pets should not be in the treatment area until after application is completed. Do not treat pets with this product. Avoid contamination of feed and foodstuff. Avoid contamination of ornamental plants.

Application Instructions

[To open shaker bag, cut across bottom of bag where notched. Reseal bag after use.]

For the Control of Ants, Cockroaches, Crickets and Mole Crickets on Lawns, Ornamental Turf, Playing Fields, Parks and Greens of Golf Courses: [Use a mechanical spreader to] Apply bait evenly to affected area at the rate of 2 pounds per 1,000 square feet (3.2 ounces or 2/3 cup per 100 square feet) or 90 pounds per acre. **When treating for mole crickets:** Areas to be treated should be well-irrigated prior to application and product applied late in the afternoon. For maximum effectiveness, do not irrigate treated area immediately after application.

Exterior Baiting for the Control of Ants, Including Carpenter Ants, Around Homes and Other Structures: Treat exterior perimeter areas of structure in a band at least 2 to 4 feet wide at a rate of 6 ounces per 100 square feet. Also apply product in a 2 to 4 foot band around all trees, stumps, firewood piles and other locations where carpenter ants may nest. If the nest is located in a hollow tree or stump, apply 1/2 to 1 ounce of product directly into the cavity. Apply along ant trails and in areas where ant activity has been noted.

For the Control of Ants, Cockroaches, Crickets and Silverfish in and Around Homes, Hotels, Apartment Buildings, Stores and Restaurants (Non-Food Areas), Warehouses and Sewers: **For interior applications:** Apply at a rate of 4 pounds per 1,000 square feet (6 ounces or 1.25 cups per 100 square feet) of surface area. Spread evenly in crawl spaces, attics, drop ceilings and cellars with dirt or gravel floors. In attics, be sure to apply in eaves and access drains. In warehouses, garages and basements, concentrate application along walls and baseboards. Concentrate application in areas where insect activity is most prevalent. This product may also be applied in inaccessible areas such as cracks and crevices where insects may hide. Apply in pits of elevator, dumbwaiter and trash chute shafts. Apply under and behind pallets and boxes in storerooms. Bait may also be placed in removable trays in areas accessible to insects but away from children and pets. Always record the location and number of bait stations. In sewers, apply along ledges and around manhole entrances. Treat exterior perimeter building walls in a band approximately 2 feet wide and scatter bait in flower beds, leaf litter, wood piles, trash cans and refuse areas. Reapply as necessary.

For treating new construction: Apply in wall voids and other areas where insects may hide.

For perimeter treatments: Spread bait at a rate of 6 ounces or 1.25 cups per 100 square feet in a band at least 2 feet wide around foundations, patios, driveways, sidewalks, entrances to homes and buildings, or other areas where insects are present. Apply around landscape lighting, floodlights, street lamps or other exterior fixtures and scatter bait in flower beds, leaf litter, wood piles, trash cans and refuse areas. Reapply as necessary.

For treating ant mounds: Apply 1/2 to 1 ounce of this product around all ant mounds. Supplement by broadcast application in immediate area and along ant trails and in areas where ant activity has been noted.

To Control Ants, Cockroaches, Crickets and Silverfish In: Food handling establishments, homes, restaurants, markets, schools, warehouses, factories, offices, hotels, motels, hospitals, nursing homes, garages, grocery stores, apartment buildings, new construction, industrial plants, theaters, ships, boats, trains, aircraft, trucks, yachts, camps, mobile homes, buses, pet stores, zoos, kennels, military bases, libraries, utilities and sewers: **Food area application limited to crack and crevice treatment only [see following section].** Apply only in areas inaccessible to children and pets. Avoid contamination of feed and foodstuffs. Apply liberally, scattering/dusting under and behind refrigerator, cooler, stove, sink, dishwasher, washing machine and dryer tubs; counters; into openings around drains, water pipes and electrical conduits; and in cracks and crevices along baseboards and corners of cabinets, counter tops, cupboards and closets. Remove all lower drawers in kitchen and bathroom cabinets, bedroom dressers and chests of drawers, then scatter/dust liberally in drawer wells. Any bait visible after application must be brushed into cracks and crevices or removed. Reapply as necessary.

Crack and Crevice Applications: Crack and crevice applications may be made using most types of dust applicators. A bellows type duster works best. Insert stem into gaps, cracks and crevices and apply 2 to 6 puffs per lineal foot, depending upon the severity of the infestation. Drill small holes to gain access into wall voids and under cabinets. This product may also be applied in appropriate areas with a power duster (Except in California). Consult equipment manufacturer for recommended settings.

Application Sites and Directions

1. Apply under and behind appliances in kitchens, bathrooms and utility rooms (remove kick plates if possible).
2. Kitchen and bathroom cabinets and vanities often have a space between the floor and the bottom drawer or cabinet. If a gap exists along the top of the kickplate, dust this product into the void area. If no gaps are present, drill a small hole every two feet along the kickplate making sure to drill at least one hole under each cabinet and apply this product through the holes.

5/16

3. Apply in voids around plumbing pipes behind water heaters and under sinks in kitchens, bathrooms, showers and utility rooms. Escutcheon plates around pipes should be pulled back to allow access to the void.
4. Remove electrical wall socket and switch covers and dust product around boxes and into voids. Product should not be applied directly into electrical switch and outlet boxes.
5. If there are cracks or spaces between the wall and doorframes, cabinets, counter tops, molding or baseboards, they provide excellent hiding places for roaches and ants. Dust a small amount of this product into these areas wherever possible.
6. Apply under and behind vending machines. If access can be gained to the interior of the machine, apply around the interior base being careful not to contaminate any foodstuffs.

For the Control of Cockroaches, Crickets, Ants and Silverfish in Federally inspected (USDA) meat and poultry plants: For application only in inedible product areas and nonprocessing areas as a crack and crevice treatment. Apply liberally to cracks and crevices in areas such as around baseboards and in closets; beneath cabinets and appliances, in and around waste containers and into openings around drains, water pipes and electrical conduits. Avoid contamination of feed and foodstuffs. Bait stations may be used. Always record the number and location of bait stations. This product is best used as a supplemental residual treatment preceded by approved spray and good sanitation practices.

Application Sites And Directions [for product packaged in "puffer" container]

Snuffer™ pre-filled dispensers with removable caps.

For crack and crevice applications.

Place tip of applicator into area you want to treat and squeeze 4 to 6 short, quick puffs for every lineal foot of area to be treated.

1. Apply under and behind appliances in kitchens, bathrooms and utility rooms (remove kick plates if possible).
2. Remove kitchen and bathroom drawers and apply a light dust of this product into drawer wells.
3. Kitchen and bathroom cabinets and vanities often have a space between the floor and the bottom drawer. This is an ideal living area for cockroaches and ants. If a gap exists along the top or bottom of the kickplate, dust this product into the void area. If no gaps are present, drill a 1/4" hole every two feet along the kickplate, making sure to drill at least one hole under each cabinet, and apply this product through the holes. It is not necessary to seal the holes after application.
4. Apply in voids around plumbing pipes behind water heaters and under sinks in kitchens, bathrooms and utility rooms. Plates around pipes should be pulled back to allow access to the void (see diagram).
5. Remove electrical wall socket and switch covers and dust this product into boxes and voids. If necessary, drill small holes just above the baseboard to gain access into wall voids.
6. If there are cracks or spaces between the wall and door frames, cabinets, molding or baseboards, they provide excellent hiding places for roaches and ants. Dust a small amount of this product into these areas wherever possible.
7. Apply in attics around the perimeter eaves and around all vent pipes and access areas. Pay particular attention to areas above kitchens and bathrooms.
8. Apply around the perimeter of dropped ceilings.

Warranty Limitations and Disclaimer

Because of varying conditions affecting use and application, manufacturer warns buyer that these may impair or vary the results or effects of the use of this product. Neither the manufacturer nor seller shall be liable in respect to any injury or damage suffered by reason of the use of this product for a purpose not indicated by the label or when used contrary to the directions or instructions hereon nor with respect to breach of any warranty not expressly specified herein. Buyer accepts this material subject to these terms and assumes all risk of usage and handling except when used or handled in accordance with this label.

[] Denotes alternate/optional language
{ } Denotes language that does not appear on the market label

6/16

Redzone Bait

**A Weather/Moisture Resistant Bait to Kill and Control Ants,
Cockroaches, Crickets, Mole Crickets and Silverfish**

[Weather-Resistant Bait for the Control of: Crickets, Cockroaches, Silverfish, Carpenter Ants, Ants]

[Kills & Controls Sweet & Grease Eating Ants, Carpenter Ants, Cockroaches, Silverfish & Crickets]

[For the Control of: Crickets, Cockroaches, Silverfish, Ants]

For Both Interior and Exterior Use

[For Crack & Crevice Applications!]

**For Use In and Around Homes, Apartments, Garages,
Public and Private Institutions, Schools, Hotels,
Hospitals, Pet Stores, Zoos, Kennels, Warehouses, Supermarkets,
Restaurants, Vending Machines and Food Processing Plants**

Active Ingredient:		
Orthoboric Acid	5%	
Other Ingredients	95%	
Total	100%	

Keep Out of Reach of Children
CAUTION
 See side panel [booklet] for
 additional precautionary statements.

EPA Reg. No. 64405-2 EPA Est. 64405-TN-1

Net Weight: ____ Pound(s) [____ oz.] [(____ kg)]

Made In The U.S.A.


Nisus Corporation
100 Nisus Drive, Rockford, TN 37853
(800) 264-0870 www.nisuscorp.com
{Logo: Nisus Corporation}
The World's Leader in Borate Technology

NOTIFICATION
JUN 10 2004

{Side Panel(s) / Booklet}

PRECAUTIONARY STATEMENTS
Hazards to Humans & Domestic Animals

CAUTION: Harmful if absorbed through skin. Causes moderate eye irritation. Avoid contact with skin, eyes or clothing. Wash hands before eating, drinking, chewing gum, using tobacco or using the toilet.



7/16

Personal Protective Equipment (PPE)

Applicators and handlers must wear: Long-sleeved shirt and long pants; chemical-resistant or waterproof gloves; and shoes plus socks.

First Aid

If in Eyes:	<ul style="list-style-type: none"> • Hold eye open and rinse slowly and gently with water for 15-20 minutes. Remove contact lenses, if present, after the first 5 minutes, then continue rinsing. • Call a poison control center or doctor for treatment advice.
If on Skin:	<ul style="list-style-type: none"> • Take off contaminated clothing. • Rinse skin immediately with plenty of water for 15 – 20 minutes. • Call a poison control center or doctor for treatment advice.
Have the product container or label with you when calling a poison control center or doctor or going for treatment.	

Environmental Hazards

Do not apply directly to water, to areas where surface water is present or to intertidal areas below the mean high-water mark. Do not contaminate water when disposing of equipment washwaters or rinsate.

DIRECTIONS FOR USE

It is a violation of Federal law to use this product in a manner inconsistent with its labeling.

Storage & Disposal

Do not contaminate water, food or feed by storage or disposal.

Pesticide Storage: Store in a dry place. Do not store where children or animals may gain access. **Pesticide Disposal:** Wastes resulting from the use of this product may be disposed of on site or at an approved waste disposal facility. **Container Disposal:** Completely empty [container] bag [into application equipment]. Then dispose of empty bag [container] in a sanitary landfill or by incineration, or if allowed by State and local authorities, by burning. If burned, stay out of smoke.

{Storage and disposal directions for residential/household use products:}

Pesticide Storage: Store in a dry place. Do not store where children or animals may gain access. **Disposal:** If empty: Do not reuse this container. Place in trash or offer for recycling if available. **If partly filled:** Call your local solid waste agency [or 1-800-CLEANUP] for disposal instructions. Never place unused product down any indoor or outdoor drain.

General Information

This product is a ready-to-use, weather/moisture resistant bait for the control of ants, cockroaches, crickets, and silverfish including:

- Ants:** Argentine, Carpenter, Thief, Pharaoh, Little Black, Pavement, Odorous House and Crazy Ants
- Cockroaches:** Asian, American, Brown, Brown Banded, Smokey Brown, German and Oriental Cockroaches
- Crickets:** Camel, House, Field and Mole Crickets

Do not contaminate this product with other pesticides. If this product becomes contaminated with another pesticide it will lose its effectiveness.

Do not apply directly to food. In commercial food handling facilities, cover or remove any food during application. In food handling areas, bait may be placed in removable trays. Always record the number and location of bait stations. This product is designed to be used as a residual treatment in an Integrated Pest Management program incorporating good sanitation practices.

This product may be applied in appropriate areas with a power duster (Except in California). Consult equipment manufacturer for recommended settings.

Children and pets should not be in the treatment area until after application is completed. Do not treat pets with this product. Avoid contamination of feed and foodstuff. Avoid contamination of ornamental plants.

8/16

Application Instructions

[To open shaker bag, cut across bottom of bag where notched. Reseal bag after use.]

For the Control of Ants, Cockroaches, Crickets and Mole Crickets on Lawns, Ornamental Turf, Playing Fields, Parks and Greens of Golf Courses: [Use a mechanical spreader to] Apply bait evenly to affected area at the rate of 2 pounds per 1,000 square feet (3.2 ounces or 2/3 cup per 100 square feet) or 90 pounds per acre. **When treating for mole crickets:** Areas to be treated should be well-irrigated prior to application and product applied late in the afternoon. For maximum effectiveness, do not irrigate treated area immediately after application.

Exterior Baiting for the Control of Ants, Including Carpenter Ants, Around Homes and Other Structures: Treat exterior perimeter areas of structure in a band at least 2 to 4 feet wide at a rate of 6 ounces per 100 square feet. Also apply product in a 2 to 4 foot band around all trees, stumps, firewood piles and other locations where carpenter ants may nest. If the nest is located in a hollow tree or stump, apply 1/2 to 1 ounce of product directly into the cavity. Apply along ant trails and in areas where ant activity has been noted.

For the Control of Ants, Cockroaches, Crickets and Silverfish in and Around Homes, Hotels, Apartment Buildings, Stores and Restaurants (Non-Food Areas), Warehouses and Sewers: **For interior applications:** Apply at a rate of 4 pounds per 1,000 square feet (6 ounces or 1.25 cups per 100 square feet) of surface area. Spread evenly in crawl spaces, attics, drop ceilings and cellars with dirt or gravel floors. In attics, be sure to apply in eaves and access drains. In warehouses, garages and basements, concentrate application along walls and baseboards. Concentrate application in areas where insect activity is most prevalent. This product may also be applied in inaccessible areas such as cracks and crevices where insects may hide. Apply in pits of elevator, dumbwaiter and trash chute shafts. Apply under and behind pallets and boxes in storerooms. Bait may also be placed in removable trays in areas accessible to insects but away from children and pets. Always record the location and number of bait stations. In sewers, apply along ledges and around manhole entrances. Treat exterior perimeter building walls in a band approximately 2 feet wide and scatter bait in flower beds, leaf litter, wood piles, trash cans and refuse areas. Reapply as necessary.

For treating new construction: Apply in wall voids and other areas where insects may hide.

For perimeter treatments: Spread bait at a rate of 6 ounces or 1.25 cups per 100 square feet in a band at least 2 feet wide around foundations, patios, driveways, sidewalks, entrances to homes and buildings, or other areas where insects are present. Apply around landscape lighting, floodlights, street lamps or other exterior fixtures and scatter bait in flower beds, leaf litter, wood piles, trash cans and refuse areas. Reapply as necessary.

For treating ant mounds: Apply 1/2 to 1 ounce of this product around all ant mounds. Supplement by broadcast application in immediate area and along ant trails and in areas where ant activity has been noted.

To Control Ants, Cockroaches, Crickets and Silverfish In: Food handling establishments, homes, restaurants, markets, schools, warehouses, factories, offices, hotels, motels, hospitals, nursing homes, garages, grocery stores, apartment buildings, new construction, industrial plants, theaters, ships, boats, trains, aircraft, trucks, yachts, camps, mobile homes, buses, pet stores, zoos, kennels, military bases, libraries, utilities and sewers: **Food area application limited to crack and crevice treatment only [see following section].** Apply only in areas inaccessible to children and pets. Avoid contamination of feed and foodstuffs. Apply liberally, scattering/dusting under and behind refrigerator, cooler, stove, sink, dishwasher, washing machine and dryer tubs; counters; into openings around drains, water pipes and electrical conduits; and in cracks and crevices along baseboards and corners of cabinets, counter tops, cupboards and closets. Remove all lower drawers in kitchen and bathroom cabinets, bedroom dressers and chests of drawers, then scatter/dust liberally in drawer wells. Any bait visible after application must be brushed into cracks and crevices or removed. Reapply as necessary.

Crack and Crevice Applications: Crack and crevice applications may be made using most types of dust applicators. A bellows type duster works best. Insert stem into gaps, cracks and crevices and apply 2 to 6 puffs per lineal foot, depending upon the severity of the infestation. Drill small holes to gain access into wall voids and under cabinets. This product may also be applied in appropriate areas with a power duster (Except in California). Consult equipment manufacturer for recommended settings.

Application Sites and Directions

1. Apply under and behind appliances in kitchens, bathrooms and utility rooms (remove kick plates if possible).
2. Kitchen and bathroom cabinets and vanities often have a space between the floor and the bottom drawer or cabinet. If a gap exists along the top of the kickplate, dust this product into the void area. If no gaps are present, drill a small hole every two feet along the kickplate making sure to drill at least one hole under each cabinet and apply this product through the holes.

9/1/6

3. Apply in voids around plumbing pipes behind water heaters and under sinks in kitchens, bathrooms, showers and utility rooms. Escutcheon plates around pipes should be pulled back to allow access to the void.
4. Remove electrical wall socket and switch covers and dust product around boxes and into voids. Product should not be applied directly into electrical switch and outlet boxes.
5. If there are cracks or spaces between the wall and doorframes, cabinets, counter tops, molding or baseboards, they provide excellent hiding places for roaches and ants. Dust a small amount of this product into these areas wherever possible.
6. Apply under and behind vending machines. If access can be gained to the interior of the machine, apply around the interior base being careful not to contaminate any foodstuffs.

For the Control of Cockroaches, Crickets, Ants and Silverfish in Federally inspected (USDA) meat and poultry plants: For application only in inedible product areas and nonprocessing areas as a crack and crevice treatment. Apply liberally to cracks and crevices in areas such as around baseboards and in closets; beneath cabinets and appliances, in and around waste containers and into openings around drains, water pipes and electrical conduits. Avoid contamination of feed and foodstuffs. Bait stations may be used. Always record the number and location of bait stations. This product is best used as a supplemental residual treatment preceded by approved spray and good sanitation practices.

Application Sites And Directions [for product packaged in "puffer" container]
Snuffer™ pre-filled dispensers with removable caps.

For crack and crevice applications.

Place tip of applicator into area you want to treat and squeeze 4 to 6 short, quick puffs for every lineal foot of area to be treated.

1. Apply under and behind appliances in kitchens, bathrooms and utility rooms (remove kick plates if possible).
2. Remove kitchen and bathroom drawers and apply a light dust of this product into drawer wells.
3. Kitchen and bathroom cabinets and vanities often have a space between the floor and the bottom drawer. This is an ideal living area for cockroaches and ants. If a gap exists along the top or bottom of the kickplate, dust this product into the void area. If no gaps are present, drill a 1/4" hole every two feet along the kickplate, making sure to drill at least one hole under each cabinet, and apply this product through the holes. It is not necessary to seal the holes after application.
4. Apply in voids around plumbing pipes behind water heaters and under sinks in kitchens, bathrooms and utility rooms. Plates around pipes should be pulled back to allow access to the void (see diagram).
5. Remove electrical wall socket and switch covers and dust this product into boxes and voids. If necessary, drill small holes just above the baseboard to gain access into wall voids.
6. If there are cracks or spaces between the wall and door frames, cabinets, molding or baseboards, they provide excellent hiding places for roaches and ants. Dust a small amount of this product into these areas wherever possible.
7. Apply in attics around the perimeter eaves and around all vent pipes and access areas. Pay particular attention to areas above kitchens and bathrooms.
8. Apply around the perimeter of dropped ceilings.

Warranty Limitations and Disclaimer

Because of varying conditions affecting use and application, manufacturer warns buyer that these may impair or vary the results or effects of the use of this product. Neither the manufacturer nor seller shall be liable in respect to any injury or damage suffered by reason of the use of this product for a purpose not indicated by the label or when used contrary to the directions or instructions hereon nor with respect to breach of any warranty not expressly specified herein. Buyer accepts this material subject to these terms and assumes all risk of usage and handling except when used or handled in accordance with this label.

[] Denotes alternate/optional language
 { } Denotes language that does not appear on the market label

FOR THE CONTROL OF ANTS, COCKROACHES, CRICKETS AND SILVERFISH IN AND AROUND HOMES, HOTELS, APARTMENT BUILDINGS, STORES AND RESTAURANTS (NON-FOOD AREAS), WAREHOUSES AND SEWERS: For interior applications: Apply at a rate of 4 pounds per 1000 square feet (6 ounces or 1 1/4 cups per 100 square feet) of surface area. Spread evenly in crawl spaces, attics, drop ceilings and cellars with dirt or gravel floors. In attics, be sure to apply in eaves and access drains. In warehouses, garages and basements, concentrate application along walls and baseboards. Concentrate application in areas where insect activity is most prevalent. This product may also be applied in inaccessible areas such as cracks and crevices where insects may hide. Apply in pits of elevator, dumbwaiter and trash chute shafts. Apply under and behind pallets and boxes in storerooms. Bait may also be placed in removable trays in areas accessible to insects but away from children and pets. Always record the location and number of bait stations. In sewers, apply along ledges and around manhole entrances. Treat exterior perimeter building walls in a band approximately 2 feet wide and scatter bait in flower beds, leaf litter, wood piles, trash cans and refuse areas. Reapply as necessary.

For perimeter treatments: Spread bait at a rate of 6 ounces or 1 1/4 cups per 100 square feet in a band at least 2 feet wide around foundations, patios, driveways, sidewalks, entrances to homes and buildings, or other areas where insects are present. Apply around landscape lighting, floodlights, street lamps or other exterior fixtures and scatter bait in flower beds, leaf litter, wood piles, trash cans and refuse areas. Reapply as necessary.

TO CONTROL ANTS, COCKROACHES, CRICKETS AND SILVERFISH IN: Food handling establishments, homes, restaurants, markets, schools, warehouses, factories, offices, hotels, motels, hospitals, nursing homes, garages, grocery stores, apartment buildings, new construction, industrial plants, theaters, ships, boats, trains, aircraft, trucks, yachts, camps, mobile homes, buses, pet stores, zoos, kennels, military bases, libraries, utilities and sewers: **Food area application limited to crack and crevice treatment only.** Apply only in areas inaccessible to children and pets. Avoid contamination of feed and foodstuffs. Apply liberally, scattering/dusting under and behind refrigerator, cooler, stove, sink, dishwasher, washing machine and dryer tubs; counters; into openings around drains, water pipes and

electrical conduits; and in cracks and crevices along baseboards and corners of cabinets, counter tops, cupboards and closets. Remove all lower drawers in kitchen and bathroom cabinets, bedroom dressers and chests of drawers, then scatter/dust liberally in drawer wells. Any bait visible after application must be brushed into cracks and crevices or removed. Reapply as necessary.

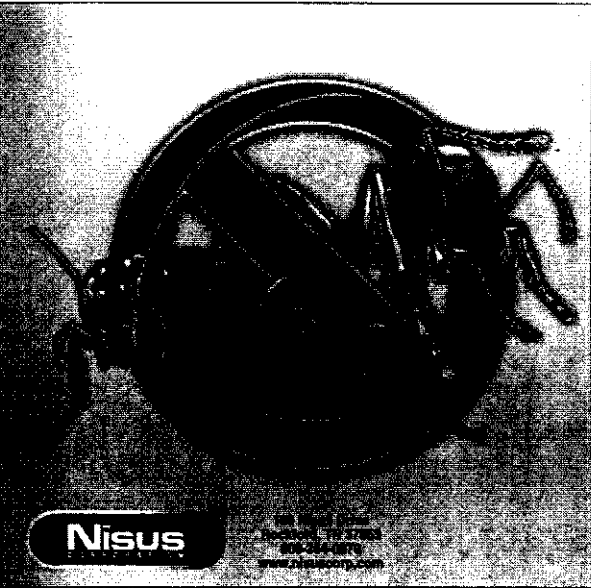
FOR THE CONTROL OF COCKROACHES, CRICKETS, ANTS AND SILVERFISH in Federally Inspected (USDA) meat and poultry plants: For application only in inedible product areas and nonprocessing areas as a crack and crevice treatment. Apply liberally to cracks and crevices in areas such as around baseboards and in closets, beneath cabinets and appliances, in and around waste containers and into openings around drains, water pipes and electrical conduits. Avoid contamination of feed and food stuffs. Bait stations may be used. Always record the number and location of bait stations. This product is best used as a supplemental residual treatment preceded by approved spray and good sanitation practices.

WARRANTY LIMITATIONS AND DISCLAIMER

Because of varying conditions affecting use and application, manufacturer warns buyer that these may impair or vary the results or effects of the use of this product. Neither the manufacturer nor seller shall be liable in respect to any injury or damage suffered by reason of the use of this product for a purpose not indicated by the label or when used contrary to the directions or instructions hereon nor with respect to breach of any warranty not expressly specified herein. Buyer accepts this material subject to these terms and assumes all risk of usage and handling except when used or handled in accordance with this label.

Nisus

100 Nisus Drive
Rockford, TN 37853
(800) 254-0670
www.nisuscorp.com
MADE IN THE U.S.A.



10/10

NOTIFICATION
JUN 10 2004

10/10

**NIBAN®
GRANULAR BAIT**

**A Weather/Moisture Resistant Bait to Kill and Control
Ants, Cockroaches, Crickets and Silverfish**

FOR BOTH INTERIOR AND EXTERIOR USE

For Use In and Around Homes, Apartments, Garages, Public and Private Institutions,
Schools, Hotels, Hospitals, Pet Stores, Zoos, Kennels, Warehouses, Supermarkets,
Restaurants, Vending Machines, Aircraft and Food Processing Plants

ACTIVE INGREDIENT:	
Orthoboric Acid	5%
OTHER INGREDIENTS	95%
TOTAL	100%
EPA Reg. No. 64405-2	EPA Est. 64405-TN-1

**KEEP OUT OF REACH OF CHILDREN
CAUTION**

PRECAUTIONARY STATEMENTS

Hazards to Humans & Domestic Animals

CAUTION: Harmful if absorbed through skin. Causes moderate eye irritation. Avoid contact with skin, eyes or clothing. Wash hands before eating, drinking, chewing gum, using tobacco or using the toilet.

Personal Protective Equipment (PPE)

Applicators and handlers must wear: Long-sleeved shirt and long pants; chemical-resistant or waterproof gloves; and shoes plus socks.

First Aid

If In Eyes:	<ul style="list-style-type: none"> • Hold eye open and rinse slowly and gently with water for 15 - 20 minutes. • Remove contact lenses, if present, after the first 5 minutes, then continue rinsing. • Call a poison control center or doctor for treatment advice.
If On Skin:	<ul style="list-style-type: none"> • Take off contaminated clothing. • Rinse skin immediately with plenty of water for 15 - 20 minutes. • Call a poison control center or doctor for treatment advice.

Have the product container or label with you when calling a poison control center or doctor or going for treatment.

Environmental Hazards

Do not apply directly to water, to areas where surface water is present or to intertidal areas below the mean high-water mark. Do not contaminate water when disposing of equipment washwaters or rinsate.

DIRECTIONS FOR USE

It is a violation of Federal law to use this product in a manner inconsistent with its labeling.

Storage & Disposal

Do not contaminate water, food or feed by storage or disposal. **Pesticide Storage:** Store in a dry place. Do not store where children or animals may gain access. **Pesticide Disposal:** Wastes resulting from the use of this product may be disposed of on site or at an approved waste disposal facility. **Container Disposal:** Completely empty bag. Then dispose of empty bag in a sanitary landfill or by incineration, or, if allowed by State and local authorities, by burning. If burned, stay out of smoke.

GENERAL INFORMATION

This product is a ready-to-use, weather/moisture resistant bait for the control of Ants, Cockroaches, Crickets and Silverfish including: **ANTS:** Argentine, Carpenter, Thief, Pharaoh,

Little Black, Pavement, Odorous House and Crazy Ants. **COCKROACHES:** Asian, American, Brown, Brown Banded, Smokey Brown, German and Oriental Cockroaches. **CRICKETS:** Camel, House, Field and Mole Crickets.

Do not contaminate this product with other pesticides. If this product becomes contaminated with another pesticide it will lose its effectiveness. Do not apply directly to food. In commercial food handling facilities, cover or remove any food during application. In food handling areas, bait may be placed in removable trays. Always record the number and location of bait stations. This product is designed to be used as a residual treatment in an Integrated Pest Management program incorporating good sanitation practices. This product may be applied in appropriate areas with a power duster (except in California). Consult equipment manufacturer for recommended settings. Children and pets should not be in the treatment area until after application is completed. Do not treat pets with this product. Avoid contamination of feed and foodstuff. Avoid contamination of ornamental plants.

APPLICATION INSTRUCTIONS

FOR THE CONTROL OF ANTS, COCKROACHES, CRICKETS AND MOLE CRICKETS ON LAWN, ORNAMENTAL TURF, PLAYING FIELDS, PARKS AND GREENS OF GOLF COURSES: Apply bait evenly to affected area at the rate of 2 pounds per 1000 square feet (3.2 ounces or 2/3 cup per 100 square feet). **When treating for mole crickets:** Areas to be treated should be well-irrigated prior to application and product applied late in the afternoon. For maximum effectiveness, do not irrigate treated area immediately after application.

EXTERIOR BAITING FOR THE CONTROL OF ANTS, INCLUDING CARPENTER ANTS, AROUND HOMES AND OTHER STRUCTURES: Treat exterior perimeter areas of structure in a band at least 2 to 4 feet wide at a rate of 6 ounces per 100 square feet. Also apply product in a 2 to 4 foot band around all trees, stumps, firewood piles and other locations where carpenter ants may nest. If the nest is located in a hollow tree or stump, apply 1/2 to 1 ounce of product directly into the cavity. Apply along ant trails and in areas where ant activity has been noted.

11/11

12/16

NiBan

**WEATHER-RESISTANT BAIT
FOR THE CONTROL OF:**

- CRICKETS • COCKROACHES • SILVERFISH
- CARPENTER ANTS • ANTS

FOR BOTH INTERIOR AND EXTERIOR USE



**KEEP OUT OF REACH OF CHILDREN
CAUTION**

SEE BOOKLET FOR ADDITIONAL PRECAUTIONARY STATEMENTS


ACTIVE INGREDIENT:

Orthoboric Acid	5%
OTHER INGREDIENTS	95%
TOTAL	100%

EPA Reg No. 64405-2

EPA EST. 64405-TN-1

NET CONTENTS 4 lbs. (1.81 kg)



TO CONTROL ANTS, COCKROACHES, CRICKETS AND SILVERFISH IN: Food handling establishments, homes, restaurants, markets, schools, warehouses, factories, offices, hotels, motels, hospitals, nursing homes, garages, grocery stores, apartment buildings, new construction, industrial plants, theaters, ships, boats, trains, aircraft, trucks, yachts, camps, mobile homes, buses, pet stores, zoos, kennels, military bases, libraries, utilities and sewers: **Food area application limited to crack and crevice treatment only.** Apply only in areas inaccessible to children and pets. Avoid contamination of feed and foodstuffs. Apply liberally, scattering/dusting under and behind refrigerator, cooler, stove, sink, dishwasher, washing machine and dryer tubs; counters; into openings around drains, water pipes and electrical conduits; and in cracks and crevices along baseboards and corners of cabinets, counter tops, cupboards, and closets. Remove all lower drawers in kitchen and bathroom cabinets, bedroom dressers and chests of drawers, then scatter/dust liberally in drawer wells. Any bait visible after application must be brushed into cracks and crevices or removed. Reapply as necessary.

FOR THE CONTROL OF COCKROACHES, CRICKETS, ANTS AND SILVERFISH in Federally inspected (USDA) meat and poultry plants: For application only in inedible product areas and nonprocessing areas as a crack and crevice treatment. Apply liberally to cracks and crevices in areas such as around baseboards and in closets; beneath cabinets and appliances, in and around waste containers and into openings around drains, water pipes and

6

electrical conduits. Avoid contamination of feed and foodstuffs. Bait stations may be used. Always record the number and location of bait stations. This product is best used as a supplemental residual treatment preceded by approved spray and good sanitation practices.

WARRANTY LIMITATIONS AND DISCLAIMER

Because of varying conditions affecting use and application, manufacturer warns buyer that these may impair or vary the results or effects of the use of this product. Neither the manufacturer nor seller shall be liable in respect to any injury or damage suffered by reason of the use of this product for a purpose not indicated by the label or when used contrary to the directions or instructions hereon nor with respect to breach of any warranty not expressly specified herein. Buyer accepts this material subject to these terms and assumes all risk of usage and handling except when used or handled in accordance with this label.



100 Nisus Drive
Rockford, TN 37853
(800) 264-0870
www.nisuscorp.com

MADE IN THE U.S.A.

7



NOTIFICATION

JUN 10 2004

13/10

PRECAUTIONARY STATEMENTS

Hazards to Humans & Domestic Animals

CAUTION: Harmful if absorbed through skin. Causes moderate eye irritation. Avoid contact with skin, eyes or clothing. Wash hands before eating, drinking, chewing gum, using tobacco or using the toilet.

Personal Protective Equipment (PPE)

Applicators and handlers must wear: Long-sleeved shirt and long pants; chemical-resistant or waterproof gloves; and shoes plus socks.

First Aid

If In Eyes:	<ul style="list-style-type: none">• Hold eye open and rinse slowly and gently with water for 15 - 20 minutes. Remove contact lenses, if present, after the first 5 minutes, then continue rinsing.• Call a poison control center or doctor for treatment advice.
If On Skin:	<ul style="list-style-type: none">• Take off contaminated clothing.• Rinse skin immediately with plenty of water for 15 - 20 minutes.• Call a poison control center or doctor for treatment advice.

Have the product container or label with you when calling a poison control center or doctor or going for treatment.

Environmental Hazards

Do not apply directly to water, to areas where surface water is present or to intertidal areas below the mean high water mark. Do not contaminate water when disposing of equipment washwaters or rinsate.

2

DIRECTIONS FOR USE

It is a violation of Federal law to use this product in a manner inconsistent with its labeling.

Storage & Disposal

Do not contaminate water, food or feed by storage or disposal. **Pesticide Storage:** Store in a dry place. Do not store where children or animals may gain access. **Pesticide Disposal:** Wastes resulting from the use of this product may be disposed of on site or at an approved waste disposal facility. **Container Disposal:** Completely empty bag. Then dispose of empty bag in a sanitary landfill or by incineration, or if allowed by State and local authorities, by burning. If burned, stay out of smoke.

GENERAL INFORMATION

This product is a ready-to-use, weather/moisture resistant bait for the control of Ants, Cockroaches, Crickets and Silverfish including: **ANTS:** Argentine, Carpenter, Thief, Pharaoh, Little Black, Pavement, Odorous House and Crazy Ants. **COCKROACHES:** Asian, American, Brown, Brown Banded, Smokey Brown, German and Oriental Cockroaches. **CRICKETS:** Camel, House and Field Crickets.

Do not contaminate this product with other pesticides. If this product becomes contaminated with another pesticide it will lose its effectiveness. Do not apply directly to food. In commercial food handling facilities, cover or remove any food during application. In food handling areas, bait may be placed in removable trays. Always record the

3

number and location of bait stations. This product is designed to be used as a residual treatment in an Integrated Pest Management program incorporating good sanitation practices. This product may be applied in appropriate areas with a power duster. (Except in California) Consult equipment manufacturer for recommended settings. Children and pets should not be in the treatment area until after application is completed. Do not treat pets with this product. Avoid contamination of feed and foodstuff. Avoid contamination of ornamental plants.

APPLICATION INSTRUCTIONS

EXTERIOR BAITING FOR THE CONTROL OF ANTS, INCLUDING CARPENTER ANTS, AROUND HOMES AND OTHER STRUCTURES: Treat exterior perimeter areas of structure in a band at least 2 to 4 feet wide at a rate of 6 ounces per 100 square feet.

FOR THE CONTROL OF ANTS, COCKROACHES, CRICKETS, AND SILVERFISH IN AND AROUND HOMES, HOTELS, APARTMENT BUILDINGS, STORES AND RESTAURANTS (NON-FOOD AREAS), WAREHOUSES AND SEWERS: For interior applications: Apply at a rate of 4 pounds per 1000 square feet (6 ounces or 1 1/4 cups per 100 square feet) of surface area. Spread evenly in crawl spaces, attics, drop ceilings and cellars with dirt or gravel floors. In attics, be sure to apply in eaves and access drains. In warehouses, garages and basements, concentrate application along walls and

4

baseboards. Concentrate application in areas where insect activity is most prevalent. This product may also be applied in inaccessible areas such as cracks and crevices where insects may hide. Apply in pits of elevator, dumbwaiter and trash chute shafts. Apply under and behind pallets and boxes in storerooms. Bait may also be placed in removable trays in areas accessible to insects but away from children and pets. Always record the location and number of bait stations. In sewers, apply along ledges and around manhole entrances. Treat exterior perimeter building walls in a band approximately 2 feet wide and scatter bait in flowerbeds, leaf litter, wood piles, trash cans and refuse areas. Reapply as necessary.

5

1/1/10

15/16



A Weather/Moisture Resistant Bait to Kill and Control Ants, Cockroaches, Crickets and Silverfish

FOR BOTH INTERIOR AND EXTERIOR USE

For Use In and Around Homes, Apartments, Garages, Public and Private Institutions, Schools, Hotels, Hospitals, Pet Stores, Zoos, Kennels, Warehouses, Supermarkets, Restaurants, Vending Machines and Food Processing Plants

ACTIVE INGREDIENT:

Orthoboric Acid	5%
OTHER INGREDIENTS	95%
TOTAL	100%

EPA Reg. No. 64405-2

EPA Est. 64405-TN-1

**KEEP OUT OF REACH OF CHILDREN
CAUTION**

See booklet for additional precautionary statements.

Storage & Disposal

Do not contaminate water, food or feed by storage or disposal. **Pesticide Storage:** Store in a dry place. Do not store where children or animals may gain access. **Pesticide Disposal:** Wastes resulting from the use of this product may be disposed of on site or at an approved waste disposal facility. **Container Disposal:** Completely empty bag. Then dispose of empty bag in a sanitary landfill or by incineration, or if allowed by State and local authorities, by burning. If burned, stay out of smoke.

NISUS CORPORATION

100 Nisus Drive • Rockford, TN 37853
(800) 264-0870
www.nisuscorp.com

Net Weight

1 lb.

4 lbs.

15 lbs.

16/16



February 26, 2004

Richard Gebken, Product Manager 10
 Document Processing Desk - **NOTIF**
 Office of Pesticide Programs - **7504C**
U.S. Environmental Protection Agency
 1921 Jefferson Davis Highway
 Crystal Mall #2, Room 266A
 Arlington, VA 22202-4501

Dear Mr. Gebken:

Subject: Nisus Corporation
 Redzone Bait
 EPA Reg. No. 64405-2

On behalf of its client **Nisus Corporation**, RegWest Company, LLC is submitting the attached materials as a label revision notification per PR Notice 98-10. RegWest Company will act as sole agent in this endeavor.

Attached are the following items:

1. Application for Pesticide: Other
2. Notification Acknowledgement
3. One **Reference Label** (illustrates the revisions)
4. One **New Label** (incorporates the revisions)
5. One copy of the two market labels

We are adding marketing copy to the front panel and correcting "New Contents" to "Net Weight."


Please contact me at (970) 353-0611 or at kim@regwest.com if you have any questions concerning this notification.

Regards,
RegWest Company, LLC

Kim Davis, CC, APC, Manager
 Consultant/Agent

Attachments

pc: NIS – Kirkland, K.



30856 Rocky Road
 Greeley, CO 80631-9375
 970-353-0611
 970-353-0613 Fax
 Kim@regwest.com