

64405-1

05/18/2005

1/20

Please read instructions on reverse before completing form.

Form Approved. OMB No. 2070-0060.

United States Environmental Protection Agency 1200 Pennsylvania Avenue, N.W. Washington, DC 20460-0001		<input type="checkbox"/> Registration <input type="checkbox"/> Amendment <input checked="" type="checkbox"/> Other	OPP Identifier Number <div style="font-size: 24pt; font-weight: bold; text-align: center;">Notification</div>
--	--	---	--

Application for Pesticide – Section I

1. Company/Product Number EPA Reg. No. 64405-1	2. EPA Product Manager Richard Gebken	3. Proposed Classification <div style="display: flex; justify-content: space-between;"> <input checked="" type="checkbox"/> None <input type="checkbox"/> Restricted </div>
4. Company/ Product (Name) Bora-Care	PM # 10	
5. Name and Address of Applicant (Include ZIP Code) Nisus Corporation c/o RegWest Company, LLC 30856 Rocky Road Greeley, CO 80631-9375 <input type="checkbox"/> Check if this is a new address	6. Expedited Review. In accordance with FIFRA Section 3(c)(3)(b)(i) my product is similar or identical in composition and labeling to: EPA Reg. No. _____ Product Name _____	

Section – II

<input type="checkbox"/> Amendment – Explain below. <input type="checkbox"/> Resubmission in response to Agency letter dated _____ <input checked="" type="checkbox"/> Notification – Explain below.	<input type="checkbox"/> Final printed labels in response to Agency letter dated _____ <input type="checkbox"/> "Me Too" Application. <input type="checkbox"/> Other – Explain below.
--	---

NOTIFICATION

MAY 18 2005

Explanation: Use additional page(s) if necessary. (For Section I and Section II.)

Submit additional product size (250 gallons) notification per PR Notice 98-10.

(Refer to Reference Label for an illustration of the addition)

This notification is consistent with the provisions of PR Notice 98-10 and EPA regulations at 40 CFR § 152.46, and no other changes have been made to the labeling or the confidential statement of formula of this product. I understand that it is a violation of 18 U.S.C. Sec. 1001 to willfully make any false statement to the EPA. I further understand that if this notification is not consistent with the terms of PR Notice 98-10 and 40 CFR § 152.46 this product may be in violation of FIFRA and I may be subject to enforcement action and penalties under sections 12 and 14 of FIFRA.

Section – III

1. Material This Product Will Be Packaged In:					
Child Resistant Packaging <input type="checkbox"/> Yes* <input type="checkbox"/> No	Unit Packaging <input type="checkbox"/> Yes <input type="checkbox"/> No	Water Soluble Packaging <input type="checkbox"/> Yes <input type="checkbox"/> No	2. Type of Container <input type="checkbox"/> Metal <input type="checkbox"/> Plastic <input type="checkbox"/> Glass <input type="checkbox"/> Paper <input type="checkbox"/> Other (Specify): _____		
*Certification must be submitted		If "Yes" Unit Packaging Wgt.	No. Per Container	If "Yes" Packaging Wgt.	No. Per Container
3. Location of Net Contents Information <input type="checkbox"/> Label <input type="checkbox"/> Container		4. Size(s) Retail Container <div style="text-align: center; font-weight: bold;">1 gallon; 5, 55, 250 and 275 gallons</div>		5. Location of Label Directions <input type="checkbox"/> On Label <input type="checkbox"/> On Labeling Accompanying Product	
6. Manner in Which Label is Affixed to Product <div style="display: flex; justify-content: space-between;"> <input type="checkbox"/> Lithograph <input type="checkbox"/> Stenciled </div> <div style="display: flex; justify-content: space-between;"> <input type="checkbox"/> Paper glued <input type="checkbox"/> Other _____ </div>					

Section - IV

1. Contact Point (Complete items directly below for identification of individual to be contacted, if necessary, to process this application).		
Name Kim Davis, CC, APC, Manager	Title Consultant/Agent	Telephone No. (Include Area Code) <div style="text-align: center; font-weight: bold;">(970) 352-0511</div> kim@regwest.com

Certification

I certify that the statements I have made on this form and all attachments thereto are true, accurate and complete. I acknowledge that any knowingly false or misleading statement may be punishable by fine or imprisonment or both under applicable law.

6. Date Application Received

(Stamped)

2. Signature 	3. Title <div style="text-align: center; font-weight: bold;">Consultant/Agent</div>
4. Typed Name Kim Davis, CC, APC, Manager	5. Date <div style="text-align: center; font-weight: bold;">April 26, 2005</div>

{Front Panel}

BORA-CARE®

Termiticide, Insecticide and Fungicide Concentrate

For Both Interior and Exterior Prevention and Control of: •Subterranean Termites •Formosan Termites
• Drywood Termites •Carpenter Ants •Wood Destroying Beetles •Fungi (Rot) •Algae

Keep Out of Reach of Children

CAUTION

See Back Panel for Additional Precautionary Statements.
See Booklet for Complete Directions for Use.

NOTIFICATION

MAY 18 2005

Active Ingredient:

Disodium Octaborate Tetrahydrate ($\text{Na}_2\text{B}_8\text{O}_{13} \cdot 4\text{H}_2\text{O}$)	40%
Other Ingredients	60%
Total	100%

Net Contents: 1.0 Gallon (3.78 Liters) Net Weight: 11.5 Pounds (5.2 Kilos)

[Net Contents: ☐ 5 Gallons ☐ 55 Gallons ☐ 250 Gallons ☐ 275 Gallons]

EPA Reg. No. 64405-1

EPA Est. 64405-TN-1

U.S. Patent Nos. 5,104,664, 5,460,816, 5,645,828, 6,426,095, 6,630,174

Nisus

Corporation

© _____ Made in the U.S.A.

{Back Panel}

BORA-CARE®

Termiticide, Insecticide and Fungicide Concentrate
A Product of Nisus Corporation

For the Prevention and Control of:

•Subterranean Termites, Formosan Termites, Drywood Termites, Carpenter Ants,
Wood Destroying Beetles, Fungi (Rot), Algae
For Both Interior and Exterior Use

For use in and around Homes, Apartments, Garages, Museums, Public and Private Institutions,
Schools, Hotels, Hospitals, Kennels, Stables, Farm Buildings, Trucks, Trailers, Warehouses and
Non-Food Areas of Supermarkets, Restaurants and Food Processing Plants.

Active Ingredient:

Disodium Octaborate Tetrahydrate ($\text{Na}_2\text{B}_8\text{O}_{13} \cdot 4\text{H}_2\text{O}$)	40%
Other Ingredients	60%
Total	100%

EPA Reg. No. 64405-1

EPA Est. 64405-TN-1

U.S. Patent Nos. 5,104,664, 5,460,816, 5,645,828, 6,426,095, 6,630,174

Keep Out of Reach of Children**CAUTION****PRECAUTIONARY STATEMENTS****Hazards to Humans & Domestic Animals**

CAUTION: Harmful if inhaled or absorbed through skin. Avoid breathing vapors or spray mist. Causes moderate eye irritation. Avoid contact with skin, eyes or clothing. Thoroughly wash with soap and water after handling. Remove contaminated clothing and wash clothing before reuse. Avoid contamination of food or feed. Do not leave container where children or animals may gain access.

First Aid**Borate Pesticide**

If Inhaled	<ul style="list-style-type: none"> • Move person to fresh air. • If person is not breathing, call 911 or an ambulance, then give artificial respiration, preferably by mouth-to-mouth, if possible.
If on Skin or Clothing	<ul style="list-style-type: none"> • Take off contaminated clothing. • Immediately rinse skin with plenty of water for 15-20 minutes.
If in Eyes	<ul style="list-style-type: none"> • Hold eye open and rinse slowly and gently with water for 15-20 minutes. • Remove contact lenses, if present, after the first 5 minutes, then continue rinsing eye.
Call a poison control center or doctor for further treatment advice. Have the product container or label with you when calling a poison control center or doctor, or going for treatment. [You may also contact 1-800-424-9300 for emergency medical treatment information.]	

{Note: The first aid statements' grid format will be used if market label space permits; otherwise a paragraph format will be used.}

{For products packaged in containers less than 5 gallons:}

Environmental Hazards

This pesticide is toxic to fish and wildlife. Do not apply directly to water, to intertidal areas where surface water is present or to intertidal areas below the mean high water mark. Do not contaminate water when cleaning equipment or disposing of equipment washwaters.

{For products packaged in containers 5 gallons or greater:}

Environmental Hazards

This pesticide is toxic to fish and wildlife. Do not apply directly to water, to intertidal areas where surface water is present or to intertidal areas below the mean high water mark. Do not contaminate water when cleaning equipment or disposing of equipment washwaters. Do not discharge effluent containing this product into lakes, streams, ponds, estuaries, oceans or other waters unless in accordance with the requirements of a National Pollutant Discharge Elimination System (NPDES) permit and the permitting authority has been notified in writing prior to discharge. Do not discharge effluent containing this product to sewer systems without previously notifying the local sewage treatment plant authority. For guidance contact your state water board or regional office of the EPA.

Net Contents: 1.0 Gallon (3.78 Liters)

Net Weight: 11.5 Pounds (5.2 Kilos)

Nisus Corporation
100 Nisus Drive
Rockford, TN 37853
(800) 264-0870
www.nisuscorp.com

{Booklet}**For Both Interior and Exterior Use**

For use in and around Homes, Apartments, Garages, Museums, Public and Private Institutions, Schools, Hotels, Hospitals, Kennels, Stables, Farm Buildings, Trucks, Trailers, Warehouses and Non-Food Areas of Supermarkets, Restaurants and Food Processing Plants.

PRECAUTIONARY STATEMENTS**Hazards To Humans & Domestic Animals**

CAUTION: Harmful if inhaled or absorbed through skin. Avoid breathing vapors or spray mist. Causes moderate eye irritation. Avoid contact with skin, eyes or clothing. Thoroughly wash with soap and water after handling. Remove contaminated clothing and wash clothing before reuse. Avoid contamination of food or feed. Do not leave container where children or animals may gain access.

First Aid Borate Pesticide

If Inhaled	<ul style="list-style-type: none"> • Move person to fresh air. • If person is not breathing, call 911 or an ambulance, then give artificial respiration, preferably by mouth-to-mouth, if possible.
If on Skin or Clothing	<ul style="list-style-type: none"> • Take off contaminated clothing. • Immediately rinse skin with plenty of water for 15-20 minutes.
If in Eyes	<ul style="list-style-type: none"> • Hold eye open and rinse slowly and gently with water for 15-20 minutes. • Remove contact lenses, if present, after the first 5 minutes, then continue rinsing eye.
Call a poison control center or doctor for further treatment advice. Have the product container or label with you when calling a poison control center or doctor, or going for treatment. [You may also contact 1-800-424-9300 for emergency medical treatment information.]	

{Note: The first aid statements' grid format will be used if market label space permits; otherwise a paragraph format will be used.}

{For products packaged in containers less than 5 gallons:}

Environmental Hazards

This pesticide is toxic to fish and wildlife. Do not apply directly to water, to intertidal areas where surface water is present or to intertidal areas below the mean high water mark. Do not contaminate water when cleaning equipment or disposing of equipment washwaters.

{For products packaged in containers 5 gallons or greater:}

Environmental Hazards

This pesticide is toxic to fish and wildlife. Do not apply directly to water, to intertidal areas where surface water is present or to intertidal areas below the mean high water mark. Do not contaminate water when cleaning equipment or disposing of equipment washwaters. Do not discharge effluent containing this product into lakes, streams, ponds, estuaries, oceans or other waters unless in accordance with the requirements of a National Pollutant Discharge Elimination System (NPDES) permit and the permitting authority has been notified in writing prior to discharge. Do not discharge effluent containing this product to sewer systems without previously notifying the local sewage treatment plant authority. For guidance contact your state water board or regional office of the EPA.

DIRECTIONS FOR USE

It is a violation of Federal law to use this product in a manner inconsistent with its labeling.

Notice

Read and understand the entire label before using. Use only according to label directions.

Before buying or using this product, read **Warranty Limitations and Disclaimer** statement found elsewhere on this label. If terms are unacceptable, return unopened package to seller for full refund of purchase price. Otherwise, use by the buyer or any other user constitutes acceptance of the terms under **Warranty Limitations and Disclaimer**.

Do not use in edible product areas of food processing plants or on countertops and other surfaces where food is prepared. Do not use in serving areas where food is exposed. Do not contaminate feed, water or food.

{For product sold in containers less than 5 gallons:}

Storage and Disposal

Do not contaminate water, food or feed by storage or disposal.

Pesticide Storage: Store in a cool, dry (preferably locked) storage area inaccessible to children and pets. Do not freeze. **Disposal:** If empty: Do not reuse this container. Place in trash or offer for recycling if available. If partly filled: Call your local solid waste agency for disposal instructions. Never place unused product down any indoor or outdoor drain.

{For product sold in 5 gallon or larger containers:}

Storage and Disposal

Do not contaminate water, food or feed by storage or disposal.

Pesticide Storage: Store in a cool, dry (preferably locked) storage area inaccessible to children and pets. Do not freeze. **Pesticide Disposal:** Wastes resulting from the use of this product may be disposed of on site or at an approved waste disposal facility. **Container Disposal:** Triple rinse, or equivalent; then offer for recycling or reconditioning; or puncture and dispose of in a sanitary landfill; or incineration; or if allowed by state and local authorities, by burning; if burned stay out of smoke.

Safe Handling Procedures

Applicators and other handlers must wear long-sleeved shirt and long pants, socks, shoes, chemical-resistant gloves and protective eyewear. When applying Bora-Care in confined spaces, it is recommended that ventilation or an exhaust system be provided. If this is impractical the use of a NIOSH-approved respirator with an organic-vapor removing cartridge with a prefilter approved for pesticides (MSHA/NIOSH approval prefix TC-23C), or a canister approved for pesticides (MSHA/NIOSH approval prefix TC-14G) or a NIOSH-approved respirator with an organic-vapor (OV) cartridge or canister with any N, R, P or HE prefilter is recommended. Clean spills and over-spray with a damp cloth or absorbed with appropriate materials. (Refer to the Bora-Care Material Safety Data Sheet for additional health and safety information.)

I. Mixing Instructions

Bora-Care is a concentrate that **must** be diluted with clean water before use. The use of warm or hot water, if available, and an impeller-type mixer that can be used with an electric drill aids the dilution process.

- A. Hand Sprayers:** Mix in a clean container and stir the solution until completely uniform. Always mix in a separate container then add the solution to a spray tank. Mixing Bora-Care directly in a spray tank can block hoses and nozzles.
- B. Hand Volume Pumping Systems:** Add all of the dilution water to tank, start recirculator and slowly add Bora-Care concentrate. Mix until uniform.

Use 1:1, 2:1 and 3:1 Bora-Care solutions within 24 hours after mixing. 5:1 solutions will remain stable for up to 30 days. Do not leave unused solution under pressure or in tank overnight. Clean and/or flush equipment and lines with water after use.

Bora-Care may be tank-mixed with an approved non-residual pesticide for quicker knockdown of carpenter ants and other insects, or with an approved fungicide for increased performance against mold.

II. Dilution Ratios by Volume

Table A

Target Pests	Mixing Ratios Water plus Bora-Care	Application Notes
All Insects	1:1	For use as a remedial control applied by spray, injection, brush or roller
Subterranean and Formosan Termites	1:1 or 2:1	For remedial and preventative treatments apply a 1:1 dilution ratio for all treatments by spray, injection, brush or roller. The 2:1 dilution ratio may be used for foaming or, for application into inaccessible wall voids, may be used in a Nisus-approved misting machine.
Drywood Termites	1:1, 2:1 or 5:1	For remedial treatment apply the 1:1 or 2:1 by foam or by misting using a Nisus-approved misting machine. Use the 5:1 dilution ratio for prevention.
Anobiid and Lyctid Powderpost Beetles	1:1, 2:1 or 5:1	For all remedial treatments use a 1:1 dilution ratio. Logs > 4" require a 1:1 dilution ratio for prevention. Use a 2:1 dilution ratio for treating hardwood floors. Use the 5:1 dilution ratio for prevention.
All other beetle species including Old House Borer	1:1 or 5:1	Use the 1:1 dilution ratio for remedial and preventative treatment in wood > 4" in thickness. Use the 5:1 dilution ratio for prevention in wood less than 4" in thickness.
Carpenter Ants	1:1, 2:1 or 5:1	Use the 1:1 dilution ratio for all remedial treatments. Use the 2:1 dilution ratio for remedial treatments applied by foam or with a Nisus-approved misting machine (or applicator). Use the 5:1 dilution ratio for prevention.
Fungi (Rot) and Algae	1:1, 3:1 or 5:1	For remedial control use a 1:1 dilution ratio on wood members 4" or greater in thickness. Use a 3:1 dilution ratio for wood less than 4" in thickness. For prevention use a 5:1 dilution ratio.

Table B

Materials to Be Treated	Mixing Ratios Water plus Bora-Care	Application Notes
Logs, Large Beams, Timber and Dimensional Lumber > 4"	See target pests in Table A	All spray applications for insects and Fungi (rot).
Decking, Fences and Plywood	See target pests in Table A	Use on wood members 2" or less in thickness.
Logs, Large Beams and Dimensional Lumber	See target pests in Table A	Use the 5:1 dilution ratio only for dip treatment for insect prevention. May be used in conjunction with other fungicides for fungi (rot) control.
Cellulosic Drywall and Insulation	1:1, 3:1 or 5:1	Use the 3:1 dilution ratio for active remedial treatment of dry rot. Use the 5:1 dilution ratio for prevention of dry rot. May be used in conjunction with other fungicides.

Table C

Parts Water	Parts Bora-Care	% Disodium Octaborate Tetrahydrate
1	to 1	23%
2	to 1	16%
3	to 1	13%
5	to 1	9%

III. General Information

Bora-Care is an innovative termiticide, insecticide and fungicide that eliminates existing infestations and provides long term protection against:

Subterranean Termites: *Reticulitermes*, *Heterotermes*

Formosan Termites: *Coptotermes*

Drywood Termites: *Kaloterms*, *Incisitermes*

Dampwood Termites: *Zootermopsis*, *Neotermes*

Powderpost Beetles: *Lycidae*, *Bostrichidae*

Anobiid Beetles: *Anobiidae*

Old House Borers, Longhorn Beetles: *Cerambycidae*, *Hylotrupes*

Ambrosia Beetles: *Platypodidae*, *Scolytidae*

Carpenter Ants: *Camponotus*

Brown Rot (including dry rot), White Rot, Wood Decay and Other Fungi [including:

<i>Antrodia sinuosa</i>	<i>Gloeophyllum abietinum</i>	<i>Phialophora lignicola</i>	<i>Poria placenta</i>
<i>Antrodia xantha</i>	<i>Gloeophyllum sepiarium</i>	<i>Phialophora luteo-olivacea</i>	<i>Poria subacida</i>
<i>Aureobasidium pullulans</i>	<i>Gloeophyllum trabeum</i>	<i>Phoma herbarum</i>	<i>Poria viallantii</i>
<i>Basidiomycete</i>	<i>Hericium abietis</i>	<i>Phoma lanosa</i>	<i>Poria vaporaria</i>
<i>Bisporia pusillas</i> 132	<i>Heterobesidion annosum</i>	<i>Polyporus abietinus</i>	<i>Poria xantha</i>
<i>Ceratocystis pluriannulata</i>	<i>Lentinus lepideus</i>	<i>Polyporus rugulosus</i>	<i>Rhinocladiella</i> spp.
<i>Ceratocystis picea</i>	<i>Lenzites trabea</i>	<i>Polyporus sulphureus</i>	<i>Sclerophoma pityophila</i>
<i>Chaetomium globosum</i> Keinze	<i>Merulius lacrymans</i>	<i>Polyporus tomentosus</i>	<i>Serpula lacrymans</i>
<i>Coniophora cerebella</i>	<i>Ophiostoma coeruleum</i>	<i>Polyporus versicolor</i>	<i>Sistotrema brinkmanii</i>
<i>Coniophora olivacea</i>	<i>Paecilomyces varioti</i>	<i>Polystictus versicolor</i>	<i>Stereum abietinum</i>
<i>Coniophora puteana</i>	<i>Phialophora</i> spp.	<i>Poria carbonica</i>	<i>Torula</i> spp.
<i>Fomes lividus</i>	<i>Phialophora fastigiata</i>	<i>Poria incrassata</i>	<i>Trametes lilacino-gliva</i>
<i>Fomes officinalis</i>	<i>Phialophora haffmannii</i>	<i>Poria monticola</i> 698	<i>Trametes serialis</i>
<i>Fomes pini</i>	<i>Phialophora heteromorpha</i>	<i>Poria nigrescens</i> 4856	<i>Trichocladium asperum</i>]
<i>Fomes pinicola</i>			

Bora-Care may be used on all cellulosic materials including wood, plywood, particle board, paper, oriented strand board (OSB), cardboard and wood composite structural components and applied to concrete, block, brick, metals, PVC plumbing pipes and other non-cellulosic materials found in structures as part of a preventative subterranean termite treatment. Apply Bora-Care only to bare wood, plywood, particle board and other cellulosic materials where an intact water-repellent barrier, such as paint, stain or sealer, is not present.

For tracking purposes (to make it easier to see where Bora-Care solutions have been applied) an appropriate marker dye or pigment may be added to the solution when diluting Bora-Care with water. Refer to the dye or pigment product label for recommended amount to add to the Bora-Care solution.

When spraying overhead interior areas of homes, apartment buildings, etc., cover or protect all surfaces below the area being sprayed with plastic sheeting or other material that can be disposed of if contamination from dripping occurs. Do not apply in food serving areas while food is exposed.

In new construction applications for the prevention of subterranean termites, structural wood is defined as: only wood needed for the basic building structure as found in the dried-in stage of construction, including wood in direct contact with foundations, interior and exterior wall sill plates, wood studs, wood or cellulosic sheathing, floor joists and sub-flooring.

Use soap and water to clean up tools.

In structures where a soil treatment/barrier termiticide has been applied and/or termite bait system installed, apply Bora-Care as an additional treatment to protect wood from subterranean termites that may have penetrated the chemical gaps occurring within the termiticide-treated soil or have bypassed the bait/monitor systems and entered the structure for termites, beetles and decay fungi that can fly or be carried directly into the structure, entirely bypassing the soil treatment.

As a remedial treatment, Bora-Care will both eliminate and prevent infestations of Formosan, native subterranean termites, wood boring beetles, carpenter ants and decay fungi. It may also be used as a supplement or alternative to fumigation in order to provide long-term residual control.

Since Bora-Care is applied directly in the structure, it can be used in areas where environmental contamination is of concern (nearby wells, cisterns, etc.). The active ingredient in Bora-Care is an inorganic salt and once in place it will not decompose or volatilize out of the wood.

Bora-Care is **not** a soil termiticide. Do not use to directly treat soil except as directed.

[The active ingredient in Bora-Care, disodium octaborate tetrahydrate, is toxic to many insects, decay fungi, algae and some forms of bacteria. Although the efficacy of borates (salts containing the element boron) against insects such as termites and wood boring beetles is well documented, the actual mechanism is not completely understood. The most accepted hypothesis is that boron inhibits the dehydrogenase enzymes and prevents metabolism. Without them, these insects essentially starve to death. Bora-Care's patented formulation greatly enhances both depth and speed of penetration in wood as well as the efficacy of the active ingredient. Once Bora-Care has been applied, those insects that eat or infest the wood come in contact with the active borate ingredient and are killed. Some wood damaging insects, such as carpenter ants, do not consume wood but use the wood as nesting sites. While chewing, they exude chemicals that soften the wood for easier removal. In the process of releasing and absorbing these chemicals or by being in contact with Bora-Care-treated wood, these insects also ingest the borate in the wood and are killed. Once individual members of many ant and termite colonies begin to die after feeding on a particular food source, the rest of the colony usually stops feeding on that same source and retreats from the area. Thus, borate-treated wood may be avoided by those members of the colony still alive.]

Older wood boring beetle larvae and especially pupae (particularly Old House Borers) already present in the wood at the time of treatment may occasionally emerge sometime after treatment. This is because they are no longer feeding on the wood. This will not occur frequently enough to cause structural damage to any wooden member and reinfestation is prevented.

IV. Remedial Treatment for the Control of Subterranean, Formosan, Drywood and Dampwood Termites, Carpenter Ants, Old House Borers, Powderpost and Other Wood Boring Beetles and Fungi (Rot)

- A. Infested wood may be treated by spraying and/or injecting Bora-Care solution into beetle holes, termite and carpenter ant galleries and decay pockets. Apply one (1) coat of Bora-Care solution to the point of wetness to all infested and susceptible wood, paying particular attention to infested areas. Two (2) coats of Bora-Care solution need only be applied to those wood members with only one (1) or two (2) exposed sides. For quicker control, apply an additional coat to heavily infested areas, waiting at least 20 minutes between applications.

In cases where the infestation is not accessible from the surface, small holes may be drilled into the wood in order to gain access to the infested area. Inject enough solution to completely flood galleries or voids. Adjacent intact wood may be treated by pressure injecting Bora-Care into holes drilled into the wood at eight (8) to ten (10)-inch intervals. Inject at 40 psi for four (4) to six (6) seconds per hole.

For treating infested wall voids, refer to Sections IV.E. and F.

- B. **Basements and crawl spaces** may be treated by applying one (1) coat of diluted Bora-Care solution to the point of wetness to all infested and susceptible wood surfaces including sill plates, piers, girders, subfloors, floor joists and any wood exposed to vertical access from the soil. On wood where access is limited to one (1) or two (2) sides of wood members, such as sills and plates on foundation walls, apply two (2) coats of Bora-Care solution. Wait at least 20 minutes between applications. Apply at a rate of approximately one (1) gallon of Bora-Care solution per 200 square feet of floor area (400 square feet of wood surface area).
- C. **Buildings on slabs** may be treated by applying Bora-Care solution into wall voids by locating each stud and drilling a small hole through the wall covering to gain access to the infested area, or by foaming or misting (with a Nisus-approved misting machine) as described in Sections IV.E and F. Drill holes every 18-24 inches adjacent to the side of each stud and inject at least 1/3 fluid ounce of Bora-Care solution per hole. Drill at least one hole per stud bay near the floor to treat the base plate in each void. Treat entire wall areas as opposed to single stud bays to completely include the infested area within the treatment zone.
- D. **Wood flooring** may be treated by spray, brush or roller application. Prior to application, remove any existing finish by complete coarse sanding or stripping. Apply a two (2) parts water to one (1) part Bora-Care (2:1) solution at a rate of approximately one (1) gallon of solution per 500 square feet of floor surface. For treating infestations of subterranean or Formosan termites, two (2) coats may be required, waiting at least one (1) hour between applications. Allow floor to completely dry (typically 48 to 72 hours). Moisture content must be 10% or less before applying final finish. Bora-Care applications may raise the grain of the wood and an additional **light** sanding may be necessary before applying a new finish. Although Bora-Care is compatible with most floor coatings, always test a small section of treated floor with the new finish and check for appropriate adhesion prior to coating the entire floor.
Note: If surface is tacky or residue is evident after 72 hours of drying time, wash affected area with clean water and a mop, cloth or sponge, rinsing frequently. Allow surface to dry prior to final **light** sanding and application of finish coat.
- E. **For treating voids, wall studs and wood members not accessible by conventional application methods**, spray or mist solution (using a Nisus-approved misting machine) into voids and channels of damaged or suspected infested wood and/or through small holes drilled into walls and baseboard areas. Space holes no more than 24" apart along each member to be treated and at least one (1) hole must be drilled between each wall stud when treating base plates. Use sufficient amount of material to cover all areas to the point of wetness.
Note: Existing insulation may interfere with distribution of the Bora-Care solution. If necessary, move or displace insulation during or prior to treatment.
- F. **Foam applications:** Bora-Care may be applied to bare wood surfaces and void areas as a foam by mixing two (2) parts water with one (1) part Bora-Care (2:1) and adding 3 to 8 ounces of foaming agent per gallon of mixed solution. Apply foam to fill the void. Foam will take approximately one (1) hour to return to liquid state and soak into bare wood.

Apply foamed Bora-Care to void spaces at a 1:20 to 1:30 foam ratio (one (1) gallon of mixed solution expanded with foaming agent to produce 20 to 30 gallons of foam). Apply enough foam to fill void and contact wood surfaces in the void space.
- G. **[Roofs** containing infested cellulosic materials may be treated by drilling holes through roofing surface to gain access to the infested area. Space holes no more than three (3) feet apart in a grid pattern. Inject two (2) to four (4) fluid ounces of Bora-Care solution into each hole. Be sure to patch all holes with suitable materials to prevent subsequent water infiltration.]
- H. **[Fogging applications:** A fogging device may be used to treat confined spaces such as attics or crawl spaces. Add a two (2) parts water to one (1) part Bora-Care (2:1) solution to the fogging device reservoir. Fog the area with enough Bora-Care solution to completely wet all exposed wood surfaces. Apply approximately one (1) gallon of solution for every 400 to 800 cubic feet of void volume. In heavily infested areas, supplement fogging with direct spray applications. If fogging is for control of subterranean or Formosan termites, two (2) separate applications may be necessary. Wait at least 2 hours between applications. Simultaneously operate multiple fogging devices for each 2000 cubic feet of void volume being treated.
Note: Fogging is recommended **only** when access is limited, preventing application by other means.]

- I. **Foam insulation** may be treated by injecting a one (1) part water to one (1) part Bora-Care (1:1) solution into the infested area and/or low pressure surface spraying at a rate of one (1) gallon per 300 to 400 square feet.
- Note:** Some types of foam insulation, such as polyisocyanurate and extruded polystyrene, have closed cell structures that do not allow significant penetration from surface application. Inject and surface spray these types of insulation to achieve proper control or infestations prevention.

- J. **For remedial treatments**, apply a supplemental treatment of Bora-Care to concrete, block or brick on the interior of crawlspace and basement foundations to prevent shelter tubing by subterranean termites. Apply Bora-Care 1:1 [one (1) part water to one (1) part Bora-Care] solution at the rate of one (1) gallon to 400 square feet of surface area. In crawlspaces, apply solution two (2) feet (24 inches) up from the ground on interior wall surfaces. In unfinished basements with bare slabs, apply Bora-Care 1:1 solution two (2) feet (24 inches) up from the slab on interior foundation walls. In addition to the wall treatment, extend application up to six (6) inches away from foundation walls onto the horizontal surface of the bare slab. Treat bath trap areas in slab construction, after obtaining access to the area, by evenly applying eight (8) ounces of the 1:1 Bora-Care solution into the soil of dirt filled traps and applying a 1:1 Bora-Care solution in at least a one (1) foot (12 inch) band covering all sides on the slab surface area out from the trap area. Treat other termite access areas, such as plumbing penetrations, by applying the 1:1 Bora-Care solution in at least a one (1) foot (12 inch) band covering all sides of the slab surface area out from the penetration and by treating protruding utilities and adjacent wood to a height of two (2) feet (24 inches),

V. Preventative and/or Pretreatment for Whole House Protection from Subterranean, Formosan, Drywood and Dampwood Termites, Carpenter Ants, Old House Borers, Powderpost and Other Wood Boring Beetles, and Fungi (Rot)

Note: This treatment serves as a primary treatment for all wood destroying organisms listed above including Formosan and subterranean termites.

Apply pretreatment at a point during the construction process when the greatest access to all structural wood members is available. Normally this is at the "dried-in" stage of construction when all structural wood and sheathing is in place, yet prior to installation of insulation, mechanical systems, electrical wiring, etc.

Apply to the point of wetness one (1) coat of a one (1) gallon water to one (1) gallon Bora-Care (1:1) solution to wood surfaces for subterranean termites and Formosan termites as described in Section VI. For treatment of new log structures see Section IX. Treat remainder of structural wood in a five (5) parts water to one (1) part Bora-Care (5:1) solution. Concentrate application in areas susceptible to attack, to include all sills, plates, floor joists, piers, girders and subfloors. Treat structural wood in all plumbing, electrical and ductwork areas where they penetrate walls or floors. Treat all structural wood base plates and studs on interior and exterior walls, especially those surrounding any high moisture areas such as bathrooms, kitchens and laundry rooms. For buildings built on slabs, treat all structural wood in contact with the slab, all interior and exterior wall studs and wall sheathing material. In attics, treat all structural wood including ceiling joists, trusses, top plates, rafters and roof decking. Be sure that all structural wood sill plates and structural wood contacting garages and porches are treated.

In areas where access is limited to one (1) or two (2) sides of a wood member, apply two (2) coats of Bora-Care solution to the exposed surfaces. Wait at least 20 minutes between applications.

Treat all exterior wood including siding, facias, soffits, eaves, roofing, porches, decks and railings (refer to Section V for complete exterior application information).

VI. Preventative and Pretreatments for Subterranean Termites (Crawl Space, Basement and Slab)

Note: This treatment serves as a primary treatment for the control of subterranean termites.

Use only a one (1) part water to one (1) part Bora-Care (1:1) solution when treating for subterranean termites.

Pretreatment must be applied at the dried-in stage of construction when all structural wood and sheathing is in place, yet prior to installation of insulation. It is best performed when greatest access to all structural wood members is available and when no further framing modifications will be made, such as after final framing inspection. If treatment is carried out prior to framing inspection, a second visit is required to ensure full treatment is still intact.

Do not use for new construction treatments if the total linear footage of the cellulosic base plates is less than 60% of the total linear footage of all base plates in structure to include exterior and interior walls. In new construction with 60% or more lineal footage of base plates, but without continuous wood on every exterior wall, the Bora-Care

treatment must be installed to all other exterior structural construction materials, including brick or block, to a height of two (2) feet (24 inches) and extended out onto the slab a minimum of two (2) to a maximum of eight (8) inches.

A. Buildings on Crawl Spaces and Basements: Apply one (1) coat of a one (1) gallon water to one (1) gallon (1:1) Bora-Care solution in a two (2) foot (24-inch) wide uninterrupted band to the point of wetness to all structural wood surfaces in crawl spaces and basements, to include all sills, plates, floor joists, piers, girders and subfloors as well as structural wood exposed to direct vertical access from the soil. To prevent termite shelter tubes on crawlspace walls, apply a 1:1 Bora-Care solution to crawlspace concrete or block walls in a two (2) foot (24 inch) band up from the ground on interior wall surfaces. Apply at the rate of one (1) gallon to 400 square feet of surface area. Treat a two (2) foot (24-inch) band around construction materials and structural wood adjacent to plumbing, electrical conduit and ducts where they penetrate subfloors, if they provide a direct vertical access from the soil. Treat all structural wood, including wall studs and sills, in finished-out basements where structural wood framing is immediately adjacent to the exterior foundation walls. Spray concrete slab surface a minimum of two (2) up to a maximum of eight (8) inches. To prevent termite shelter tubes on basement walls, spray all interior concrete or block foundation walls with a two (2) foot (24 inch) band up from the slab area. Apply the 1:1 Bora-Care solution at the rate of one (1) gallon per 400 square feet of concrete foundation wall area. **On structural wood where access is limited to one (1) or two (2) sides of wood members such as sills and plates on foundation walls or wrapped sheathing, apply two (2) coats of Bora-Care solution.** Wait at least 20 minutes between applications. If accessible, treat the exterior of structural wood sill areas around the entire perimeter of the structure with a 24-inch wide band of Bora-Care solution beginning with the sill area and extending upwards onto the sheathing material. On multiple story structures, treat only the first story above the masonry foundation level. Coated or painted structural wood may be treated by pressure injecting Bora-Care into holes drilled into the wood at eight (8) to ten (10)-inch intervals. Inject at 40 psi for four (4) to six (6) seconds per hole.

B. Buildings on Slabs: Apply one (1) coat of a one (1) gallon water to one (1) gallon Bora-Care (1:1) solution to all base plates and the bottom two (2) feet (24 inches) of all studs on all exterior and interior walls. When spraying base plates also treat concrete surface a minimum of two (2) inches to a maximum of eight (8) inches in from plates. **In areas where access is limited to one (1) or two (2) sides of a structural wood member, such as sills and plates on foundation walls or wrapped sheathing, apply two (2) coats of Bora-Care solution to the exposed surfaces.** Wait at least 20 minutes between applications. Treat all structural wood in plumbing walls and apply to any wood in bath traps as well as structural wood adjacent to plumbing, electrical conduit and duct penetrations to provide a minimum two (2) foot (24-inch) wide barrier of treatment between the soil and the balance of the structure. Using a 1:1 Bora-Care solution treat all available plumbing penetrations at least two (2) feet (24 inches) up from slab. Treat all slab surface area at least one (1) foot out from all bath trap penetrations. Evenly treat dirt-filled bath traps with a minimum of eight (8) ounces of the 1:1 Bora-Care solution to a maximum of sixteen (16) ounces per square foot of trap. Treat any plumbing penetrations not associated with any nearby structural wood by spraying the 1:1 Bora-Care solution on available plumbing penetrations up to two (2) feet (24 inches) high and extending application to cover at least six (6) inches of slab surface area out from penetration site.

C. Foam insulation may be treated with low-pressure spraying or injected at the rate of one (1) gallon per 300 to 400 square feet.

Note: Some types of foam insulation, such as polyisocyanurate and extruded polystyrene, have closed cell structures that do not allow significant penetration from surface application. Inject and surface spray these types of insulation to achieve proper control or prevention of infestations.

VII. Preventative Treatment for Drywood Termites and Powderpost Beetles

Apply one (1) coat of a 5:1 [five (5) gallons water to one (1) gallon Bora-Care] solution to the point of wetness to all structural wood surfaces using a brush, spray or mist. Apply two (2) coats of Bora-Care solution to those surfaces where access is limited to one (1) or two (2) sides of structural wood members. Wait at least 20 minutes between applications.

VIII. Treatment of Exterior Wood Surfaces Less Than Two Inches Thick such as Decks, Sheds and Fences

Apply only to bare wood or to wood surfaces where an intact water repellent or finish is not present. If necessary, remove paint or finish prior to application. Apply one (1) coat of Bora-Care solution to the point of wetness to all wood surfaces. Apply two (2) coats of Bora-Care solution to heavily infested areas and to those surfaces where access is limited to one (1) or two (2) sides of wood members. Do not apply in rain or snow. Do not expose

treated exterior wood surfaces to rain or snow for at least 48 hours after treatment. If inclement weather is expected, protect exterior treated surfaces with a plastic tarp.

For wood in contact with the ground or soil, see Section XII.

A. Finishing and Maintaining Treated Surfaces: For long-term protection, exterior wood surfaces that have been treated with Bora-Care will require a topcoating with a water-resistant finish such as paint or exterior stain. Apply the finish or topcoat within six (6) weeks of treatment. It is important to allow Bora-Care-treated wood to completely dry (at least 48 hours) before applying any protective topcoat. Coat a small section of treated wood with the finish to be used and check for compatibility prior to complete application.

IX. Treatment of Log Structures, Timbers, Beams, Pilings and Exterior Wood Members Two or More Inches Thick

Apply only to bare wood or to wood surfaces where an intact water repellent or other finish is not present. If necessary, remove paint or finish prior to application. Prior to treatment clean interior, unfinished surfaces that have accumulated dirt or cooking oils with a strong detergent. Apply a one (1) part water to one (1) part Bora-Care (1:1) solution to the point of wetness to all interior and exterior wood surfaces. Refer to application chart for minimum amount of Bora-Care to treat various sized logs or beams. Typically, two (2) coats of solution will be required to treat round logs 10" or greater in diameter and rectangular logs larger than 6" x 12". Wait at least one (1) hour between applications. Also apply two (2) coats of Bora-Care solution to log ends, notches, corners and sill logs. Actual number of coats necessary to meet the minimum requirements will depend upon actual wood size, surface porosity and number of sides accessible for treatment. Do not apply in rain or snow. Do not expose treated exterior wood surfaces to rain or snow for at least 48 hours after treatment. If inclement weather is expected, protect exterior treated surfaces with a plastic tarp.

A. Finishing and Maintaining Treated Surfaces: For long-term protection, exterior wood surfaces that have been treated with Bora-Care will require a topcoating with a water-resistant finish, paint or exterior stain. Apply the finish or topcoat within six (6) weeks of treatment. It is important to allow Bora-Care-treated wood to completely dry (at least 48 hours) before applying any protective topcoat. Coat a small section of treated wood with the finish to be used and check for compatibility prior to complete application.

X. Dip Treating Logs and Lumber

Prepare a dip treating solution by mixing five (5) parts water to one (1) part Bora-Care (5:1). This will result in a stable solution containing 9% active ingredient. Sticker bundled wood to ensure the solution covers all wood surfaces. Submerge logs and/or lumber in the solution for at least one (1) minute or until all entrapped air has escaped. Protect treated wood from rain or snow for at least 24 hours after treatment.

XI. Treatment of Wood in Contact with the Ground

A Bora-Care treatment to wood in contact with the ground or soil has a limited lifespan and will require periodic reapplication. Protection may be extended with the use of a 40% disodium octaborate tetrahydrate (or borate) gel product.

XII. Prevention and Remedial Control of Algae for Cellulosic Building Components

Apply Bora-Care for the prevention and remedial control of algae to cellulosic building components (drywall, insulation) in new construction and existing structures and where an intact water repellent barrier, such as paint, stain or sealer is not present. Apply Bora-Care at the rate of one (1) gallon of solution per 400 square feet of surface area. Apply only to the back paper side of drywall and to cellulose insulation. In areas where drywall has been installed and insulation is enclosed, apply Bora-Care using a Nisus-approved misting machine (or applicator) applying sufficient solution to cover surfaces at the rate of one (1) gallon per 400 square feet. Refer to Tables A and B for mixing ratios for preventative and remedial algae treatments.

XIII. General Pest Applications

The application of Bora-Care to the surface of wood in new construction or to wood surfaces inside wall void areas in existing structures helps to prevent the establishment of cockroach and other insect pests infestations in these treated areas. Apply one (1) gallon of Bora-Care solution per 400 square feet of surface area or refer to Tables A and B when applying as a surface application against wood destroying organisms.

XIV. Bora-Care Total Wood Preservative

A wood preservative for protection and treatment of wood against brown rot, white rot, fungi (rot) and wood destroying insects including beetles, termites and carpenter ants. Treatment is permanent provided the treated material is not exposed to rain, moisture or ground contact.

- A. General Information:** Bora-Care is a concentrated solution of sodium borate with additives that facilitate rapid penetration of wood, regardless of moisture content. It is designed for preventative and/or remedial treatment of wood in both new and existing structures against fungi (rot) and wood boring insects including:
- Subterranean Termites (*Reticulitermes*, *Heterotermes*, *Coptotermes*)
 - Dampwood Termites (*Zootermopsis*)
 - Drywood Termites (*Kaloterms*, *Incisitermes*)
 - Powderpost Beetles (*Lyctidae*, *Bostrichidae*)
 - Anobiid Beetles (*Anobiidae*)
 - Old House Borers, Longhorn Beetles (*Cerambycidae*)
 - Carpenter Ants (*Camponotus*)
- B. Surface Preparation:** Apply only to bare wood. Remove any previous finishes or water repellents before application of **Bora-Care**. Surfaces must be free of dirt and other contaminants. If finished appearance is a concern, prior to application of Bora-Care, remove any mold or mildew with an appropriate wood cleaner followed by thorough surface rinsing.
- C. Application Instructions:**
- 1. Treatment of Dimensional Lumber, Plywood and Exterior Wood Surfaces (Decks, Sheds, Siding, etc.):** Apply only to bare wood or to wood surfaces where an intact water repellent or finish is not present. If necessary, remove paint or finish prior to application. To all wood surfaces apply to the point of wetness one (1) coat of either a one (1) part water to one (1) part Bora-Care (1:1) solution for remedial control of wood-infesting insects, three (3) parts water to one (1) part Bora-Care (3:1) for remedial control of fungi (rot), two (2) parts water to one (1) part Bora-Care (2:1) foam or mist solution or a five (5) parts water to one (1) part Bora-Care (5:1) solution for insect and fungi (rot) prevention. Apply two (2) coats of Bora-Care solution to heavily infested areas and to those surfaces where access is limited to one (1) or two (2) sides of wood members. Do not apply in rain or snow. Do not expose treated exterior wood surfaces to rain or snow for at least 48 hours after treatment. If inclement weather is expected, protect exterior treated surfaces with a plastic tarp.
 - 2. Treatment of Logs, Timbers and Large Beams:** Apply only to bare wood or to wood surfaces where an intact water repellent or other finish is not present. If necessary, remove paint or finish prior to application. Prior to treatment, clean interior, unfinished surfaces that have accumulated dirt or cooking oils with a strong detergent. Apply to the point of runoff by spray or brush a one (1) part water to one (1) part Bora-Care (1:1) solution to all interior and exterior wood surfaces. Refer to application chart for minimum amount of Bora-Care to treat various sized logs or beams. Typically, two (2) coats of solution will be required to treat round logs 10" or greater in diameter and rectangular logs larger than 6" x 12". Wait at least one (1) hour between applications. Also apply two (2) coats of Bora-Care solution to log ends, notches, corners and sill logs. Actual number of coats necessary to meet the minimum requirements will depend upon actual wood size, surface porosity and number of sides accessible for treatment. Do not apply in rain or snow. If inclement weather is expected, protect exterior treated surfaces with a plastic tarp for at least 48 hours after treatment.
 - 3. Dip Treating Logs and Lumber:** Prepare a dip treating solution by mixing five (5) parts water to one (1) part Bora-Care (5:1). This will result in a stable solution containing 9% active ingredient. Sticker bundled wood to ensure the solution covers all wood surfaces. Submerge logs and/or lumber in the solution for at least one (1) minute or until all entrapped air has escaped. Protect treated wood from rain or snow for at least 24 hours after treatment.
- D. Finishing and Maintaining Exterior-Treated Surfaces:** For long-term protection, exterior wood surfaces that have been treated with Bora-Care require a topcoating with a water-resistant finish such as paint or exterior stain. Apply the finish or topcoat within six (6) weeks of treatment. It is important to allow Bora-Care-treated wood to completely dry (at least 48 hours) before applying any protective topcoat. Coat a small section of treated wood with the finish to be used and check for compatibility and to complete application. Interior surfaces do not require topcoating except in situations involving repeated moisture contact or high humidity (shower stalls, bath houses, saunas, etc.)
- E. Retention Rates:** One (1) gallon of Bora-Care concentrate (two (2) gallons of Bora-Care solution as applied) will treat 800 board feet of wood to a minimum retention level of 0.084 pounds per cubic foot boric acid equivalent (BAE). Since the active ingredient penetrates throughout the wood being treated, calculate the amount of Bora-Care needed on the volume of wood being treated, not just the surface area. Use the following formulas to calculate the required amount of Bora-Care:

For Dimensional Lumber**(2 x 4, 2 x 6, 2 x 12, etc.)**

Material thickness (inches) x material width (inches) x material length (feet) divided by 12 = Board Feet

For Log HomesLog height (inches) x log thickness (inches) x perimeter (feet) x number of courses divided by 12 = Board Feet
(For round logs use the average diameter for both height and thickness measurements)**For Siding and Paneling**

One (1) gallon of Bora-Care concentrate (two (2) gallons of solution) will treat 800 sq. ft. of 1" thick wood by spraying only one side. If siding or paneling is 1/2" thick, one (1) gallon of Bora-Care concentrate (two (2) gallons solution) treats 1,600 sq. ft.

XV. Application Rates**Table A – Dimensional Lumber**

Lumber Size (Inches)	1 Gallon of Diluted Bora-Care® Will Treat Up To	Minimum Amount of Diluted Bora-Care® To Treat 1000 Lineal Feet
1 x 4	1,200 Lineal Feet	0.8 Gal.
1 x 12	400	2.6
2 x 4	600	1.6
2 x 6	400	2.6
2 x 8	308	3.2
2 x 10	240	4.2
2 x 12	200	5.0
4 x 4	300	3.4
4 x 6	200	5.0
4 x 8	150	6.8
4 x 12	100	10.0
6 x 6	133	7.6
6 x 8	100	10.0
6 x 10	80	12.6
6 x 12	68	15.0

Table B – Panels, Siding and Plywood

(1:1 or 2:1 mixing ratio)

Thickness (Inches)	1 Gallon of Diluted Bora-Care® Will Treat Up To	Minimum Amount of Diluted Bora-Care® To Treat 1000 Square Feet
1/4	1,600 sq. ft.	0.6 Gal.
3/8	1,067	1.0
1/2	800	1.2
3/4	533	1.8
1	400	2.6

Table C – Round Logs

(only the 1:1 mixing ratio)

Diameter (Inches)	1 Gallon of Diluted Bora-Care® Will Treat Up To	Minimum Amount of Diluted Bora-Care® To Treat 1000 Lineal Feet
6	167 Lineal Feet	6.0 Gal.
8	96	10.4
10	61	16.4
12	43	23.4

Note: The numbers listed above are based on an application rate of one (1) gallon of Bora-Care solution to 400 board feet of wood.

XVI. Warranty Limitations and Disclaimer

Because of varying conditions affecting use and application, manufacturer warns buyer that these may impair or vary the results or effects of the use of this product. In any event, complete prevention of decay or insect infestation is not guaranteed. Neither the manufacturer nor seller shall be liable in respect to any injury or damage suffered by reason of the use of this product for a purpose not indicated by the label or when used contrary to the directions or instructions hereon or with respect to breach of any warranty not expressly specified herein. Buyer accepts this material subject to these terms and assumes all risk of usage and handling except when used or handled in accordance with this label.

It is not intended that this product be used to practice any applicable patent, whether mentioned or not, without procurement of a license, if necessary, from the owner, following investigation by the user.


Nisus Corporation
100 Nisus Drive
Rockford, TN 37853
(800) 264-0870
www.nisuscorp.com

Bora-Care® is a Registered Trademark of Nisus Corporation
Made in the U.S.A.

© _____

[] Denotes alternate/optional language

{ } Denotes language that will not appear on market labeling



15/20

64405-1 New Label: Page 14 of 18

03/30/04 SAL +

06/24/04 (07/15/04), 04/11/05 & 04/26/05 NOTIFs

{The following labeling will appear on product that is copacked with Mold-Care™ Moldicide Concentrate, EPA Reg. No. 6836-212-64405}

{Container Label Front Panel}

NOTIFICATION

MAY 18 2005

BORA-CARE®

Termiticide, Insecticide and Fungicide Concentrate

For Both Interior and Exterior Prevention and Control of:

•Wood Destroying Beetles •Decay Fungi •Drywood Termites

For Both Interior and Exterior Use

For use in and around Homes, Apartments, Garages, Museums, Public and Private Institutions, Schools, Hotels, Hospitals, Kennels, Stables, Farm Buildings, Trucks, Trailers, Warehouses and Non-Food Areas of Supermarkets, Restaurants and Food Processing Plants.

Keep Out of Reach of Children

CAUTION

See Inside Booklet for Additional Precautionary
Statements and Complete Directions for Use

Active Ingredient:

Disodium Octaborate Tetrahydrate ($\text{Na}_2\text{B}_8\text{O}_{13} \cdot 4\text{H}_2\text{O}$)	40%
Other Ingredients	60%
Total	100%

Net Contents: 1.0 Gallon (3.78 Liters)

Net Weight: 11.5 Pounds (5.2 Kilos)

EPA Reg. No. 64405-1

EPA Est. 64405-TN-1

U.S. Patent Nos. 5,104,664, 5,296,240, 5,460,816, 5,645,828, 6,630,174

For Mold Control, mix entire contents {1 pint} of Mold-Care™ and Bora-Care® with 5 gallons of water.

Nisus

Corporation

{Booklet}

BORA-CARE®

Termiticide, Insecticide and Fungicide Concentrate

For Both Interior and Exterior Prevention and Control of:

•Wood Destroying Beetles •Decay Fungi •Drywood Termites

For Both Interior and Exterior Use

For use in and around Homes, Apartments, Garages, Museums, Public and Private Institutions, Schools, Hotels, Hospitals, Kennels, Stables, Farm Buildings, Trucks, Trailers, Warehouses and Non-Food Areas of Supermarkets, Restaurants and Food Processing Plants.

Keep Out of Reach of Children**CAUTION****See Inside Booklet for Additional Precautionary
Statements and Complete Directions for Use****Active Ingredient:**Disodium Octaborate Tetrahydrate ($\text{Na}_2\text{B}_8\text{O}_{13} \cdot 4\text{H}_2\text{O}$) 40%**Other Ingredients** 60%**Total** 100%**Net Contents: 1.0 Gallon (3.78 Liters)****Net Weight: 11.5 Pounds (5.2 Kilos)****EPA Reg. No. 64405-1****EPA Est. 64405-TN-1****U.S. Patent Nos. 5,104,664, 5,296,240, 5,460,816, 5,645,828****For Mold Control, mix entire contents {1 pint} of Mold-Care™ and Bora-Care® with 5 gallons of water.****Nisus****Corporation****PRECAUTIONARY STATEMENTS****Hazards To Humans & Domestic Animals**

CAUTION: Harmful if inhaled or absorbed through skin. Avoid breathing vapors or spray mist. Causes moderate eye irritation. Avoid contact with skin, eyes or clothing. Thoroughly wash with soap and water after handling. Remove contaminated clothing and wash clothing before reuse. Avoid contamination of food or feed. Do not leave container where children or animals may gain access.

First Aid**Borate Pesticide**

If Inhaled	<ul style="list-style-type: none"> • Move person to fresh air. • If person is not breathing, call 911 or an ambulance, then give artificial respiration, preferably by mouth-to-mouth, if possible.
If on Skin or Clothing	<ul style="list-style-type: none"> • Take off contaminated clothing. • Immediately rinse skin with plenty of water for 15-20 minutes.
If in Eyes	<ul style="list-style-type: none"> • Hold eye open and rinse slowly and gently with water for 15-20 minutes. • Remove contact lenses, if present, after the first 5 minutes, then continue rinsing eye.
Call a poison control center or doctor for further treatment advice. Have the product container or label with you when calling a poison control center or doctor, or going for treatment. [You may also contact 1-800-424-9300 for emergency medical treatment information.]	

{Note: The first aid statements' grid format will be used if market label space permits; otherwise a paragraph format will be used.}

Environmental Hazards

This pesticide is toxic to fish and wildlife. Do not apply directly to water, to intertidal areas where surface water is present or to intertidal areas below the mean high water mark. Do not contaminate water when cleaning equipment or disposing of equipment washwaters.

DIRECTIONS FOR USE

It is a violation of Federal law to use this product in a manner inconsistent with its labeling.

Notice

Read and understand the entire label before using. Use only according to label directions. Before buying or using this product, read **Warranty Limitations and Disclaimer** statement found elsewhere on this label. If terms are unacceptable, return unopened package to seller for full refund of purchase price. Otherwise, use by the buyer or any other user constitutes acceptance of the terms under **Warranty Limitations and Disclaimer**.

Do not use in edible product areas of food processing plants or on countertops and other surfaces where food is prepared. Do not use in serving areas where food is exposed. Do not contaminate feed, water or food.

Storage and Disposal

Do not contaminate water, food or feed by storage or disposal.

Pesticide Storage: Store in a cool, dry (preferably locked) storage area inaccessible to children and pets. Do not freeze. **Container Disposal: If empty:** Do not reuse this container. Place in trash or offer for recycling if available. **If partly filled:** Call your local solid waste agency for disposal instructions. Never place unused product down any indoor or outdoor drain.

Safe Handling Procedures

Applicators and other handlers must wear long-sleeved shirt and long pants, socks, shoes, chemical-resistant gloves and protective eyewear. When applying Bora-Care in confined spaces, it is recommended that ventilation or an exhaust system be provided. If this is impractical the use of a NIOSH-approved respirator with an organic-vapor removing cartridge with a prefilter approved for pesticides (MSHA/NIOSH approval prefix TC-23C), or a canister approved for pesticides (MSHA/NIOSH approval prefix TC-14G) or a NIOSH-approved respirator with an organic vapor (OV) cartridge or canister with any N, R, P or HE prefilter is recommended. Clean spills and over-spray with a damp cloth or absorbed with appropriate materials. (Refer to the Bora-Care Material Safety Data Sheet for additional health and safety information.)

I. Mixing Instructions

Bora-Care is a concentrate that **must** be diluted with clean water before use. The use of warm or hot water, if available, and an impeller-type mixer that can be used with an electric drill aids the dilution process.

For mold control, mix 1 pint of Mold-Care Moldicide Concentrate with 1 gallon of Bora-Care in 5 gallons of water following the procedures below:

- A. Hand Sprayers:** Mix in a clean container and stir the solution until completely uniform. Always mix in a separate container then add the solution to a spray tank. Mixing Bora-Care solutions directly in a spray tank can block hoses and nozzles.
- B. Hand Volume Pumping Systems:** Add all of the dilution water to tank, start recirculator and slowly add Bora-Care and Mold-Care Moldicide Concentrate. Mix until uniform.

The solution will remain stable for up to 30 days. Do not leave unused solution under pressure or in tank overnight. Clean and/or flush equipment and lines with water after use.

II. General Information

Bora-Care is an innovative termiticide, insecticide and fungicide that provides long term protection against:

Brown Rot (including dry rot), White Rot, Wood Decay and Other Fungi

Drywood Termites: *Kalotermes*, *Incisitermes*

Powderpost Beetles: *Lyctidae*, *Bostrichidae*

Anobiid Beetles: *Anobiidae*

Old House Borers, Longhorn Beetles: *Cerambycidae*, *Hylotrupes*

Bora-Care may be used on all cellulosic materials including wood, plywood, particle board, paper, oriented strand board (OSB), cardboard and wood composite structural components.

[For tracking purposes (to make it easier to see where Bora-Care solutions have been applied) an appropriate marker dye or pigment may be added to the solution when diluting Bora-Care with water. Refer to the dye or pigment product label for recommended amount to add to the Bora-Care solution.]

Use soap and water to clean up tools.

III. Preventative and/or Pretreatment for Whole House Protection

Perform pretreatment at a point during the construction process when the greatest access to all wood members is available. Normally this is at the "dried-in" stage of construction when all structural wood and sheathing is in place, yet prior to installation of insulation, mechanical systems, electrical wiring, etc.

Treat wood in all plumbing, electrical and ductwork areas where they penetrate walls or floors. Treat all base plates and studs on interior and exterior walls, especially those surrounding any high moisture areas such as bathrooms, kitchens and

laundry rooms. For buildings built on slabs, treat all wood in contact with the slab, all interior and exterior wall studs and wall sheathing material. In attics, treat all wood including ceiling joists, trusses, top plates, rafters and roof decking. Be sure that all sill plates and wood contacting garages and porches are treated.

In areas where access is limited to one (1) or two (2) sides of a wood member, apply two (2) coats of solution to the exposed surfaces. Wait at least 20 minutes between applications.

Treat all exterior wood including siding, facias, soffits, eaves, roofing, porches, decks and railings (refer to Section V for complete exterior application information).

IV. Preventative Treatment for Drywood Termites and Powderpost Beetles

Apply one coat of solution to all wood surfaces to the point of wetness using a brush, spray or mist. Wait at least 20 minutes between applications.

V. Treatment of Exterior Wood Surfaces Less Than Two Inches Thick such as Decks, Sheds, Siding and Fences

Apply only to bare wood or to wood surfaces where an intact water repellent or finish is not present. If necessary, remove paint or finish prior to application. Apply to the point of wetness one (1) coat of solution to all wood surfaces. Apply two (2) coats of solution to heavily infested areas and to those surfaces where access is limited to one (1) or two (2) sides of wood members. Do not apply in rain or snow. Do not expose treated exterior wood surfaces to rain or snow for at least 48 hours after treatment. If inclement weather is expected, protect exterior treated surfaces with a plastic tarp.

For wood in contact with the ground or soil, see Section VII.

A. Finishing and Maintaining Treated Surfaces: For long-term protection, exterior wood surfaces that have been treated with Bora-Care solutions will require a topcoating with a water-resistant finish such as paint or exterior stain. Apply the finish or topcoat within six (6) weeks of treatment. It is important to allow Bora-Care-treated wood to completely dry (at least 48 hours) before applying any protective topcoat. Coat a small section of treated wood with the finish to be used and check for compatibility prior to complete application.

VI. Dip Treating Logs and Lumber

Prepare a dip treating solution by following the mixing instructions in Section I. This will result in a stable solution containing 9% active boron. Sticker bundled wood to ensure the solution covers all wood surfaces. Submerge logs and/or lumber in the solution for at least one (1) minute or until all entrapped air has escaped. Protect treated wood from rain or snow for at least 24 hours after treatment.

VII. Treatment of Wood in Contact with the Ground

A Bora-Care treatment to wood in contact with the ground or soil has a limited lifespan and will require periodic reapplication. Protection may be extended with the use of a 40% disodium octaborate tetrahydrate (or borate) gel product.

VIII. Application Rates

Table A – Dimensional Lumber

Lumber Size (Inches)	1 Gallon of Diluted Bora-Care® Will Treat Up To	Minimum Amount of Diluted Bora-Care® To Treat 1000 Lineal Feet
1 x 4	1,200 Lineal Feet	0.8 Gal.
1 x 12	400	2.6
2 x 4	600	1.6
2 x 6	400	2.6
2 x 8	308	3.2
2 x 10	240	4.2
2 x 12	200	5.0
4 x 4	300	3.4
4 x 6	200	5.0
4 x 8	150	6.8
4 x 12	100	10.0
6 x 6	133	7.6
6 x 8	100	10.0
6 x 10	80	12.6
6 x 12	68	15.0




Table B – Panels, Siding and Plywood

Thickness (Inches)	1 Gallon of Diluted Bora-Care® Will Treat Up To	Minimum Amount of Diluted Bora-Care® To Treat 1000 Square Feet
1/4	1,600 sq. ft.	0.6 Gal.
3/8	1,067	1.0
1/2	800	1.2
3/4	533	1.8
1	400	2.6

Note: The numbers listed above are based on an application rate of one (1) gallon of Bora-Care solution to 400 board feet of wood.

Warranty Limitations and Disclaimer

Because of varying conditions affecting use and application, manufacturer warns buyer that these may impair or vary the results or effects of the use of this product. In any event, complete prevention of decay or insect infestation is not guaranteed. Neither the manufacturer nor seller shall be liable in respect to any injury or damage suffered by reason of the use of this product for a purpose not indicated by the label or when used contrary to the directions or instructions hereon or with respect to breach of any warranty not expressly specified herein. Buyer accepts this material subject to these terms and assumes all risk of usage and handling except when used or handled in accordance with this label.

It is not intended that this product be used to practice any applicable patent, whether mentioned or not, without procurement of a license, if necessary, from the owner, following investigation by the user.

Nisus Corporation

100 Nisus Drive

Rockford, TN 37853

(800) 264-0870

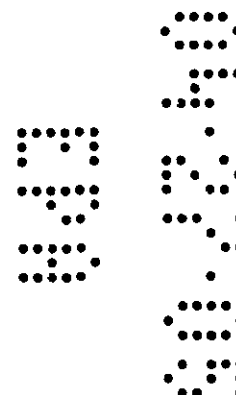
www.nisuscorp.com

**Bora-Care® is a Registered Trademark of Nisus Corporation
Made in the U.S.A.**

© _____

[] Denotes alternate/optional language

{ } Denotes language that will not appear on market labeling





April 26, 2005

Sherada Hobgood
Document Processing Desk - **NOTIF**
Office of Pesticide Programs - **7504C**
U.S. Environmental Protection Agency
1801 South Bell Street
Crystal Mall #2, Room 266A
Arlington, VA 22202-4501

Dear Ms. Hobgood:

Subject: Nisus Corporation
Bora-Care
EPA Reg. No. 64405-1

On behalf of its client **Nisus Corporation**, RegWest Company, LLC is submitting the attached materials as an additional product size notification per PR Notice 98-10. RegWest Company will act as sole agent in this endeavor.

Attached are the following items:

1. Application for Pesticide: Other – Notification
2. One **Reference Label** (one page illustrating the additional size of 250 gallons)
3. Two **New Labels** (incorporating the new product size)

To accommodate a subregistrant, we are adding the product size of 250 gallons.


Please contact me at (970) 353-0611 or at kim@regwest.com if you have any questions concerning this notification.

Regards,
RegWest Company, LLC

Kim Davis, CC, APC, Manager
Consultant/Agent

Attachments

pc: NIS – Kirkland, K.



30856 Rosky Road
Greeley, CO 80631-9375
970-353-0611
970-353-0613 Fax
Kim@regwest.com