

MAXFORCE Professional Insect Control Roach Killer Bait Gel
EPA Reg. No. 64248-5COPY A

FOR USE IN COMMERCIAL, INDUSTRIAL AND RESIDENTIAL AREAS

COPY B

textiles and clothing

COPY Cdispensers [or] reservoirs for use with Specialty Products BaitGun.TMCOPY D

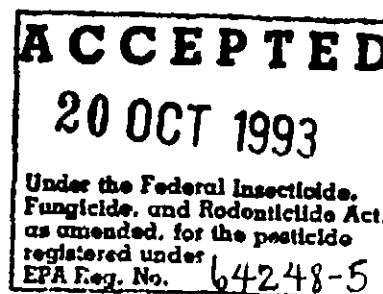
[or] 2.1 OZ (60g)

COPY E

hands

COPY F

[or] reservoirs

COPY G

MAXFORCE[®] Professional Insect Control Roach Killer Bait Gel may be used as a spot or crack and crevice treatment for the indoor and outdoor control of cockroaches in residential areas and the non-food/non-feed areas of institutional, warehousing and commercial establishments, including hospitals, laboratories, computer facilities, sewers, buses, boats/ships, trains, pet shops and zoos.

(NOTE: this text approved 7/23/92)

COPY H

Do not apply bait gel to areas which have been recently sprayed with insecticide, and do not spray insecticide over gel as it may cause the bait to become repellent.

COPY I

Apply bait in protected areas whenever possible. Environmental stresses such as direct sunlight and water will reduce the residual effectiveness.

COPY J

(1/4 - 1/2 g)

COPY K


which is generally at a lower rate than the initial treatment.

COPY L

where a possibility of shock hazard exist.

COPY M

[or] MAXFORCE[®] Gel is packaged in a plastic reservoir containing 1.05 oz. (30 g) of bait.



MAXFORCE Professional Insect Control Roach Killer Bait Gel
EPA Reg. No. 64248-5

COPY N

To apply gel, remove the cap from the nozzle, touch the nozzle tip to surface to be treated and depress the plunger. Recap the dispenser after treatment is complete.

[or]

Directions for loading reservoirs and operation: Put the selector button on the BaitGun[™] in the "R" position and pull the charge knob as far out as it will go. Set the hand grip by slightly squeezing the trigger and moving the selector button to the "2" or "1" position. Attach a pre-filled reservoir of MAXFORCE[®] Gel to the BaitGun[™] with a twist-locking movement. Remove the reservoir outlet cap and attach the dispensing tip. Push the charge knob until the drive plunger seats against the piston in the reservoir of gel. Turn drive rod knob until teeth are facing down and engaging trigger mechanism (arrow down). Gently squeeze the trigger until the gel flows out.

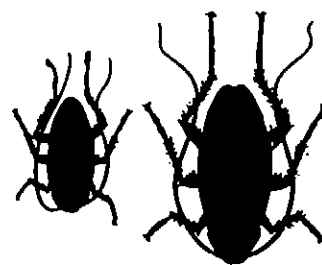
COPY O

Directions for changing reservoirs: Squeeze the trigger and move the selector button to the "R" position and pull the charge knob out as far as it will go. Remove the empty reservoir, wrap, and place in trash can. Reservoirs that still contain Gel can be sealed with the end cap and outlet cap for future use. To attach a new reservoir of Gel, follow the above directions.

61412.000



3-PACK



ROACH KILLER BAIT GEL



CARTON MADE FROM 100%
RECYCLED PAPER BOARD
MINIMUM 35%
POST CONSUMER CONTENT

MAXFORCE

PROFESSIONAL INSECT CONTROL™ ROACH KILLER BAIT GEL

DIRECTIONS FOR USE:

It is a violation of Federal law to use this product in a manner inconsistent with its labeling.

Use MAXFORCE® Roach Killer Bait Gel only in areas not easily accessible to children and pets. Wear impervious gloves (plastic or rubber) when applying product. Keep exposed gel away from open food and food contact surfaces.

Do not use in food/feed product areas of food/feed processing plants, restaurants or other areas where food/feed is commercially prepared, processed, stored or exposed. Do not use in serving areas while food/feed is exposed. (Serving areas are considered areas prepared foods are served such as dining rooms, but exclude areas where food may be prepared or held.) NOTE: Do not place bait in locations that are routinely washed, as bait will be removed by washing. Do not place treatments in locations where routine cleansing operations may transfer diluted bait to food or food preparation surfaces. Do not treat food preparation surfaces.

Non-food areas are areas such as garbage rooms, lavatories, floor drains (to sewers), entries and vestibules, offices, locker rooms, machine rooms, boiler rooms, garages, mop closets and storage (after canning or bottling). Avoid contact with porous surfaces as bait may stain.

Not for use in USDA Meat and Poultry plants.

Do not use this product in or on electrical equipment due to the possibility of shock hazard.

MAXFORCE® Gel is packaged in a plastic dispenser containing 2.1 oz. (60 g) of bait. Application rate is dependent on level of infestation and species to be controlled. Bait can be applied as spots or as a bead in cracks and crevices.

SPECIES

SMALL, SUCH
AS GERMAN OR
BROWN-
BANDED

LARGE, SUCH
AS AMERICAN,
SMOKEY-
BROWN OR
ORIENTAL

APPLICA-
TION
RATE
(PER SQ. FT.)

1-2 SPOTS
3-6 INCH

2-4 SPOTS
6-12 INCH

RECOMM-
ENDED
SPOT

© 1992 MAXFORCE Insect Control
1221 Broadway, Oakland, CA 946
EPA Reg. No. 64248-5
EPA Est. No. 35132-OH-001

U.S. PATENT NOS. 4,163,102;
4,213,988; 4,191,768; 4,812,309

MAXFORCE

PROFESSIONAL INSECT CONTROL™ ROACH KILLER BAIT

CAUTION: KEEP OUT OF REACH OF CHILDREN
(See cautions on end panel)

USE ONLY IN AREAS NOT EASILY ACCESSIBLE TO CHILDREN AND PETS.

Product will stain porous surfaces.

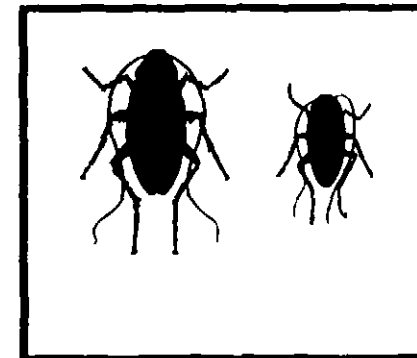
Contains 3 pre-filled plastic dispensers

ACTIVE INGREDIENT: Hydramethylnon [tetrahydro-5,5-dimethyl-2(1H)-pyrimidinone (3-[4 (trifluoromethyl) phenyl]-1-(2-[4-trifluoromethyl]phenylethynyl)-2-propenyldene]hydrazine].....2.15%


INERT INGREDIENTS.....97.85%

TOTAL.....100.00%

TOTAL NET WT. 6.3 OZ. (180 g)



3-PAC



3-PAC

MAXFORCE

PROFESSIONAL INSECT CONTROL™ ROACH KILLER BAIT GEL

PRECAUTIONARY STATEMENTS: HAZARDS TO HUMANS AND DOMESTIC ANIMALS

CAUTION: May be harmful if swallowed. Avoid contact with skin and clothing. Wear impervious gloves (plastic or rubber) during application. Keep exposed gel away from open food and food contact surfaces. Wash thoroughly after handling.

STATEMENT OF PRACTICAL TREATMENT: If swallowed, drink two glasses of water and induce vomiting by touching back of throat with finger. Do not induce vomiting or give anything by mouth to an unconscious person. Get medical attention. In case of emergency, call day or night, 1-800-426-6228.

STORAGE AND DISPOSAL: Do not contaminate water, food or feed by storage or disposal. Wrap used dispensers and place in a trash can. Store in cool, dry area.

07073-100

