

PM 03
64248-2
02-10-99

Note: [Bracketed information is optional text.] Underlined text is new.

64248-02 Maxforce Professional Insect Control Ant Killer Bait Stations

NEW **SINGLES** IN A RESEALABLE BAG TEAR HERE TO OPEN 

MAXFORCE[®]


PROFESSIONAL INSECT CONTROL[®] ANT KILLER BAIT STATIONS

- **NEW DESIGN**
- **SUPER VALUE**
- **ECONOMY SIZE**

Effective Against:

- Pharaoh Ants
- Odorous House Ants
- Black Carpenter Ant
- Florida Carpenter Ants
- Argentine Ants
- Carpenter Ants
- Red Imported Fire Ants
- Pavement Ants
- Crazy Ants
- Cornfield Ants
- Acrobat Ants
- Thief Ants

Guaranteed to work (or your money back)



INSPECTABLE



KEEP OUT OF REACH OF CHILDREN


CAUTION:

(See [Directions and] Cautions on Side -or- Back Panel)

FOR USE IN COMMERCIAL, INDUSTRIAL AND RESIDENTIAL AREAS

Contains ___ Child-Resistant Bait Stations

for carton only:



CARTON MADE FROM ___% RECYCLED PAPER BOARD
MINIMUM ___% POST CONSUMER CONTENT

ACTIVE INGREDIENT: Hydramethylnon[*] [Tetrahydro-5,5-dimethyl-2(1H)-pyrimidinone, (3-(4-(trifluoromethyl)phenyl)-1-(2-(4-(trifluoromethyl)phenyl)ethenyl)-2-propenylidene)hydrazone] 1.0%

OTHER INGREDIENTS: 99.0%

ACCEPTED
FEB 10 1999
Under the Federal Insecticide, Fungicide, and Rodenticide Act, as amended, for the pesticide registered under EPA Reg. No. 64248-2

TOTAL NET WT ___ per unit

R-07363-7.1

MAXFORCE

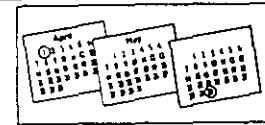
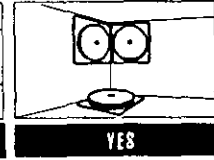
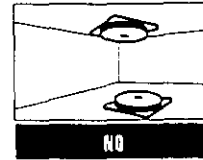
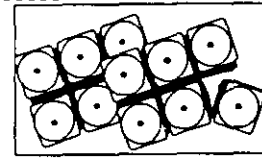
PROFESSIONAL INSECT CONTROL® ANT KILLER BAIT STATIONS

- **[KILLS] DESTROYS [THE] QUEEN AND [THE] [ENTIRE] COLONY**
- **EASY TO USE**
- **NO INSECTICIDE ODOR[. VAPOR, FUMES OR MESS]**
- **NOTHING TO ACTIVATE**
- **IMPROVED FORMULA***
- * **VS. COMBAT ANT BAITS (For Combat subregistration only)**
- * **NOTHING TO ACTIVATE**

DIRECTIONS FOR USE It is a violation of Federal Law to use this product in a manner inconsistent with its labeling.

[Remove wrapper.] [Break child-resistant bait feeding stations apart from frame. [Tear along perforation lines.] Do not remove or puncture label on bait station. For thorough ant control, use all X bait stations at the same time.] [Now the baits are ready to use.]

1. Simply place each bait station indoors or outdoors immediately [near] next to -or- near ant trails or close to areas where ants are numerous -or- where you frequently see ants. Nests are usually located in dark, humid and warm areas close to a water and food source. For maximum effectiveness in ant control the bait station should be placed in or near wall voids, electrical outlets (if wiring permits), potted plants, wastepaper baskets, garbage cans and sinks. Bait stations can be placed -or- Place bait stations in cabinets, next to dishes, near sensitive equipment or anywhere your ant problem occurs -or- anywhere ants may enter your home.
2. **INDOOR USE:** For normal infestations, you should use 3 MAXFORCE ant killer bait stations in an average size room. For heavier infestations, you will need additional bait stations in each room. If infestation persists beyond two weeks, replace all bait stations where the bait has been completely consumed and re-locate bait stations that show no evidence of ant feeding.
3. **OUTDOOR USE:** Bait stations should be placed near ant activity or anywhere ants may gain access to the structure. Application sites include air conditioning units, electrical conduits, vents, pipe chases, concrete slabs, skylights on roofs; around ant mounds, garbage cans, and trees; along walls, windowsills, sidewalks and driveways; on ground around structure.
4. The stickers provided in the box can be used to attach the bait stations to vertical surfaces if desired. -or-
4. The bait stations can be stuck on a vertical surface by peeling off the bottom label to expose adhesive.
5. **[TIP:] Do not spray [other insecticides] [on] [around] the bait stations. Sprays will contaminate the baits and reduce their effectiveness. Avoid placing the bait stations on freshly sprayed surfaces.**
6. Increased ant activity may be seen near the bait stations immediately after placement for short periods but you can expect to see less activity within one week. After placement, ant trails may be observed between the bait stations and the nests. For best results, do not interfere with the ants or the stations during their use because ants must carry the bait back to destroy the queen and colony.
7. Inspect all bait stations and replace as needed for continuous control of ants. -or- For continuous control of ants, replace all bait stations after 3 months of use [to keep ants from returning].



MAXFORCE® ant killer bait stations contain a patented bait formulation which kills Pharaoh ants and other common household ants (see side -or- front panel for species). When properly used, MAXFORCE ant killer bait will attract foraging worker ants. The ants will feed on the bait which contains Hydramethylnon, a delayed action stomach poison. Then, the worker ants will take some of this bait back to the nest where they will pass it on to destroy the queen and the entire colony. MAXFORCE ant killer will kill both adult and larval ant forms.

Do not use residual sprays with or near the MAXFORCE bait stations, as the worker ants must remain alive to carry the bait back to the queen and immature workers. Residual sprays may cause worker ants to spread out and form secondary colonies. MAXFORCE ant killer works because it is non-repellent and thus will not cause secondary colony formation.

MAXFORCE ant killer bait stations have no insecticide odor, are child-resistant and easy to use. The patented bait station design allows you to inspect each bait placement and monitor the amount of ant feeding. They may be used for the control of ants wherever they are a problem (e.g. hospitals, nursing homes, day care centers, schools, aircraft, residential establishments, warehousing and commercial establishments, food service, food manufacturing and food processing facilities, laboratories, computer and electronic equipment facilities, pet shops, zoos, buses, boats and trains).

PRECAUTIONARY STATEMENTS:
CAUTION: HAZARDS TO HUMANS AND DOMESTIC ANIMALS.
 May be harmful if swallowed.

FIRST AID/STATEMENT OF PRACTICAL TREATMENT: If swallowed, drink two glasses of water and induce vomiting by touching back of throat with finger. Do not induce vomiting or give anything by mouth to an unconscious person. Get medical attention. In case of emergency, call day or night, 1-800-426-6228.

STORAGE AND DISPOSAL: Do not contaminate water, food or feed by storage or disposal. Do not remove bait[s] -or- [bait station[s]] from container -or- station[s]. Wrap used [bait] station[s] and put in [a garbage can] -or- [trash].

-or-
STORAGE: Store in a cool dry area.
DISPOSAL: Wrap used bait station[s] in several layers of newspaper and discard in trash.

QUESTIONS? COMMENTS? CALL 1-800-426-6228.
 And, see the Maxforce website at www.maxforce.com

Distributed by & © 1995 MAXFORCE Insect Control Systems
 1221 Broadway, Oakland, CA 94612
 EPA Reg. No. 64248-2 EPA Est. No. 5813-MS-01
 U.S. Patent Nos. 4,163,102, RE 29,358; 4,353,907; 4,087,525; 4,213,988; DES 278,842;
 4,563,836 and other patents pending.

