

64240-68

2/24/2014

1/19



UNITED STATES ENVIRONMENTAL PROTECTION AGENCY  
WASHINGTON, D.C. 20460

OFFICE OF  
PREVENTION, PESTICIDES AND  
TOXIC SUBSTANCES

**NOTIFICATION**

**FEB 24 2014**

Georgia Anastasiou  
Combat Insect Control Systems  
c/o Lewis & Harrison, LLC  
112 C Street, Suite 505  
Washington, DC 20001

Subject: PRN 98-10 to Replace Images on Label  
Decision Number: 487695

Dear Ms. Anastasiou:

The Agency is in receipt of your Application for Pesticide Notification under Pesticide Registration Notice (PRN) 98-10 dated February 4, 2014 for the product EPA Reg. No. 64240-68. The Registration Division (RD) has conducted a review of this request for its applicability under PRN 98-10 and finds that the action requested falls within the scope of PRN 98-10.

If you have any questions, please call me directly at 703-305-6701 or Carlyn Petrella of my staff at 703-347-0439.

Sincerely,

A handwritten signature in black ink that reads "Richard Gebken".

Richard Gebken  
Insecticide Branch PM 10 Team Leader  
Registration Division (7505P)  
Office of Pesticide Programs

2/17

 <b>EPA</b>	United States <b>Environmental Protection Agency</b> Washington, DC 20460	<input type="checkbox"/> Registration <input type="checkbox"/> Amendment <input checked="" type="checkbox"/> Other	OPP Identifier Number <b>NOTIFICATION</b> <b>FEB 24 2014</b>
---	---	--	--

**Application for Pesticide - Section I**

1. Company/Product Number <b>64240-68</b>	2. EPA Product Manager <b>Richard Gebken</b>	3. Proposed Classification <input type="checkbox"/> None <input type="checkbox"/> Restricted
4. Company/Product (Name) <b>Combat Flik A</b>	PM# <b>10</b>	
5. Name and Address of Applicant (Include ZIP Code) <b>Combat Insect Control Systems</b> <b>c/o Lewis &amp; Harrison, LLC</b> <b>122 C Street, Suite 505</b> <b>Washington, DC 20001</b> <input type="checkbox"/> Check if this is a new address		6. <b>Expedited Review.</b> In accordance with FIFRA Section 3(c)(3) (b)(I), my product is similar or identical in composition and labeling to: EPA Reg. No. _____ Product Name _____

**Section - II**

<input type="checkbox"/> Amendment - Explain below.	<input type="checkbox"/> Final printed labels in response to Agency letter dated _____
<input type="checkbox"/> Resubmission in response to Agency letter dated _____	<input type="checkbox"/> "Me Too" Application
<input checked="" type="checkbox"/> <b>Notification - Explain below.</b>	<input type="checkbox"/> Other - Explain below

**Explanation:** Use additional page(s) if necessary. (For Section I and Section II.)


**Notification to replace images. Please see cover letter for details.**

Notification in Accordance With PR Notice 98-10 This notification is consistent with the provisions of PR Notice 98-10 EPA regulations at 40 CFR 152.46, and no other changes have been made to the labeling or the confidential statement of formula of this product. I understand that it is a violation of 18 U.S.C. Sec 1001 to willfully make any false statement to EPA. I further understand that if this notification is not consistent with the terms of PR Notice 95-2 and 40 CFR 152.46, this product may be in violation of FIFRA and I may be the subject to enforcement action and penalties under sections 12 and 14 of FIFRA.

**Section - III**

1. Material This Product Will Be Packaged In:				2. Type of Container	
Child-Resistant Packaging <input type="checkbox"/> Yes* <input type="checkbox"/> No	Unit Packaging <input type="checkbox"/> Yes <input type="checkbox"/> No If "Yes" Unit Packaging wgt.    No. per container	Water Soluble Packaging <input type="checkbox"/> Yes <input type="checkbox"/> No If "Yes" Package wgt.    No. per container		<input type="checkbox"/> Metal <input type="checkbox"/> Plastic <input type="checkbox"/> Glass <input type="checkbox"/> Paper <input type="checkbox"/> Other (Specify)	
3. Location of Net Contents Information <input type="checkbox"/> Label <input type="checkbox"/> Container		4. Size(s) Retail Container		5. Location of Label Directions <input type="checkbox"/> On Label <input type="checkbox"/> On labeling accompanying product	
6. Manner in Which Label is Affixed to Product <input type="checkbox"/> Lithograph <input type="checkbox"/> Other _____ <input type="checkbox"/> Paper glued <input type="checkbox"/> Stenciled					

**Section - IV**

1. Contact Point (Complete items directly below for identification of individual to be contacted, if necessary, to process this application)		
Name <b>Georgia Anastasiou - Lewis &amp; Harrison, LLC</b>	Title <b>Agent for Combat Insect Control Systems</b>	Telephone No. (Include Area Code) <b>202-393-3903 ext. 19</b>
I certify that the statements I have made on this form and all attachments thereto are true, accurate and complete. I acknowledge that any knowingly false or misleading statement may be punishable by fine or imprisonment or both under applicable law.		6. Date Application Received <b>(Stamped)</b>  .
2. Signature 		
3. Title <b>Agent for Combat Insect Control System</b>		
4. Typed Name <b>Georgia Anastasiou - Lewis &amp; Harrison, LLC</b>		5. Date <b>February 4, 2014</b>

3/14


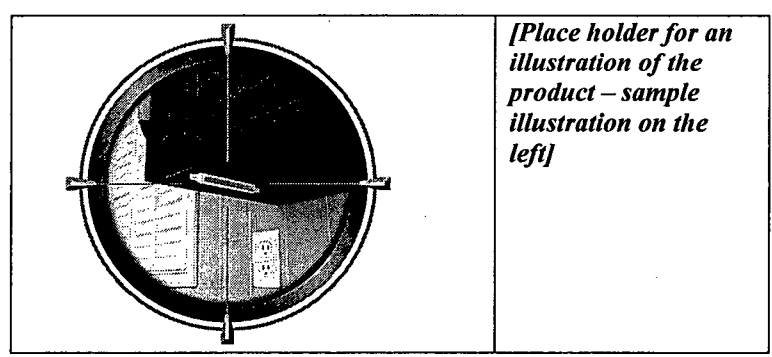
Note: **Bold** *italicized text is information for the reader and not part of the label.*  
*[Bracketed information is optional text.]*

# COMBAT® Flik A

*Previously Approved Alternate Brand Names:*  
[Combat Ant Killing Bait Strips]  
[Combat Max Ant Killing Bait Strips]

NOTIFICATION

FEB 24 2014

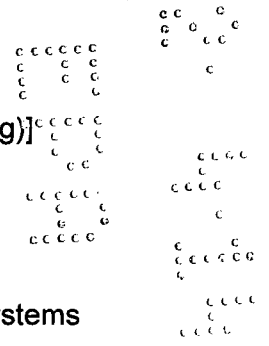


ACTIVE INGREDIENT: Fipronil†.....0.001%  
 OTHER INGREDIENTS: .....99.999%  
 TOTAL.....100.000%  
 † CAS No. 120068-37-3

**USE ONLY IN AREAS INACCESSIBLE TO CHILDREN AND PETS  
KEEP OUT OF REACH OF CHILDREN**

**CAUTION:** See [side] [and][or] [back] [panel] [of pouch] for additional precautionary statements and directions

**Contains:** [2 [to] [-] 24] [5] [Gel] [Bait] [Strips] [5 x 0.035 oz. (2 g)]  
 [Each Containing]: [0.070 oz (2.0 g) [to] [-] 0.140 oz (4.0 g)]  
 [TOTAL] NET WT[:] [0.140 oz (4.0 g) [to] [-] 3.360 oz (96.0 g)] [ 0.35 oz. (10 g)]



EPA Reg. No: 64240-68  
 EPA Est. No. \_\_\_\_\_ [85632-KOR-001]

[Manufactured for] [Distributed by] [&] © 201[4][5] Combat Insect Control Systems  
 [Scottsdale, [AZ] [ARIZONA] 85255  
 MADE IN [USA][KOREA]

[Patent Pending] [Patent Number]  
 [[Call the] [Combat [Information] Helpline: 1-800-426-6228] [for information.]]  
 [The distinctive design and elements of this package are proprietary and owned by The Dial Corporation, A Henkel Company.]

**PRECAUTIONARY STATEMENTS:**

**HAZARDS TO HUMANS AND DOMESTIC ANIMALS.**

**CAUTION:** Harmful if absorbed through skin. Causes moderate eye irritation. Avoid contact with skin, eyes and clothing. Prolonged or frequently repeated skin contact may cause allergic reactions in some individuals. Wash thoroughly with soap and water after handling and before eating, drinking, chewing gum, using tobacco, or using the toilet.

**FIRST AID:**

**If on Skin or Clothing:** Take off contaminated clothing. Rinse skin immediately with plenty of soap and water for 15 to 20 minutes. Call a poison control center or doctor for treatment advice.

**If in Eyes:** Hold eye open, rinse slowly and gently with water for 15 to 20 minutes. Remove contact lenses, if present, after the first 5 minutes, then continue rinsing eye. Call a poison control center or doctor for treatment advice. Have the product container or label with you when calling a poison control center or doctor or going for treatment.

**PHYSICAL OR CHEMICAL HAZARDS:** Do not use this product in or on electrical equipment due to the possibility of a shock hazard.

**STORAGE AND DISPOSAL:** Do not contaminate water, food or feed by storage or disposal.

**STORAGE:** Store in a cool, dry area out of reach of children.

**DISPOSAL:**

**If empty:** Nonrefillable container. Do not reuse or refill this container. Offer for recycling, if available. If recycling is not available, place in trash.

**If partly filled:** Call your local solid waste agency for disposal instructions. [Never place unused product down any indoor or outdoor drain.]

*{Note to Reviewer: Per PR-Notice 2007-4, this product will receive a batch code. The batch code number will appear on each bait strip.}*

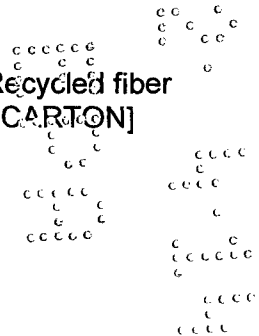
**For front or back or side panel:**

[Satisfaction guaranteed] [Guaranteed to work] [or your money back][!]

[EFFECTIVENESS GUARANTEED: COMBAT® [Insect Control Systems] stands behind this [insect killing system] [product] with a full [Satisfaction] Guarantee. Should you have any questions regarding COMBAT® [baits] [products], please call 1-800-426-6228.]

[[For information,] [For questions or comments,] [please] call the Combat® [Labs] [Information] Helpline at 1-800-426-6228 [for information].]

[[♻️] [[The] [Paperboard in this] Carton [contains] [is made from] \_\_\_\_\_% Recycled fiber [minimum \_\_\_\_\_% post consumer content].] [PLEASE RECYCLE EMPTY CARTON]



[GENERAL INFORMATION]

[This product] [**Combat Flik A or alternate brand name**] provides fast control of ants\* in as little as 3-5 days.]

[This product] [**Combat Flik A or alternate brand name**] is formulated to effectively control ants\*.]

[That's because] [this product] [**Combat Flik A or alternate brand name**] contains Fipronil, a fast-acting active ingredient[.]. [Its speed is] [That's] [[still] slow enough for foraging ants\* to] [return to the [colony] [nest] [and] [feed the bait to larvae and queen[s]]] [so that the entire [colony] [nest] is killed [through] [by] the Domino Effect™.]

[[This is] [How] [This Product] [**Combat Flik A or alternate brand name**] Work[s]:]

[•][1] [Ants\* [visit] [find] the [gel] bait [strips] and [eat] [feed on] the [gel] bait]

[•][1] [This product attracts [foraging] [worker] ants\* [to the bait strip][s][.].][and] [The] [Ants\*] feed on the [gel] bait]

[•][2] [Ants\* carry [the] [gel] bait back to [the] [colony] [nest] [so] [that] it [can] kill[s] the queen and [other ants] [in] [the nest] [the colony]]

[•][2] Worker ants\* take [some of] the [gel] bait back to the [nest] [colony] [and] [where they] [pass it on to] [feed it to] [kill] [destroy] the queen and entire [colony] [nest]

[♦] [Do not interfere with the ants or [gel] bait strips during use]

[♦] [[Replace] [Place more] [gel] bait strips] if ants return]

[♦] [Do not use sprays on or around [the] [product] [gel] [bait][s] [strips] [placements]]


[♦] [Do not use strong cleaners around [the] [product] [gel] [bait][s] [strips] [placements]]

[♦] [Do not use sprays or strong cleaners on or around [the] [product] [gel] [bait][s] [strips] [placements]]

[♦] [Place [the] [product] [gel] [bait][s] [strips] out of reach of children and pets]

{Note: This footnote applies to all asterisks above.}

\* Except for carpenter, fire, pharaoh and harvester ants



6/14

**DIRECTIONS FOR USE**

It is a violation of Federal Law to use this product in a manner inconsistent with its labeling.

Keep [gel] bait strips away from open foods and food contact surfaces. Do not apply [gel] bait strip[s] on food/feed preparation surfaces.

**For indoor and outdoor (adjacent to the home) use:**

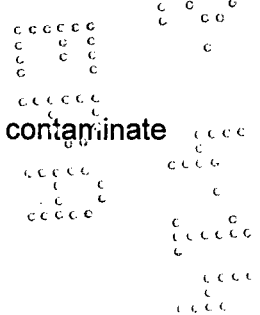
- [1.] Break [bait] strips apart. [See] [Illustration] [Picture] [Figure] [1] [A]
- [2.] [To] place [a] [gel] bait[s] [strip[s]] [securely] [in a chosen location] indoors or outdoors (adjacent to the home), peel off [protective] [covering][tape][film] [on the bottom of the strip] [marked] ["Remove to Adhere"]. [See] [Illustration] [Picture] [Figure] [2] [B]  
[Discard [the] [removed] [covering] [tape] [film] in the trash.]
- [3.] [Inspect for ants.] [Stick][Adhere] [it] [the] [gel] bait strip[s] [the exposed side] [the strip] to [a] clean surface. Place near [an] ant trail[s] [or where] [you frequently see ant[s][activity]] [ants may enter your home][,] [near cracks, crevices, [and] along sills][.] [under and behind kitchen appliances][,] [along baseboards, under sinks, in pantry][.] [around pipes and water heater and in the garage.]  
[[The] [D][d]iagram[s] [above] [below] [at right] [at left] show[s] recommended placement locations.]

Use all bait strips [at one time].

- [4.] To activate [a] [gel] [bait] strip [already stuck to a clean surface], peel off the [protective] [covering] [tape] [film] [on top of the strip] [marked] ["Peel Here"].  
[See] [Illustration] [Picture] [Figure] [3] [C] [of] [for] [showing] [gel] [bait] [strip ready to be activated.]  
[See] [Illustration] [Picture] [Figure] [4] [D] [of] [for] [showing] [shows] [a] [strip being activated.]  
[Discard [the] [removed] [covering] [tape] [film] in the trash.]  
[Once opened, the [gel] [bait] strip may be left in place [for] up to 1 month.]  
[Replace [gel] [bait][s] [strips] after 1 month [to keep ants\* from returning.]]  
[You will notice fewer ants\* [in days] [within a week].] [Ant\* population reduction will be apparent [in days] ]within a week[.]] [Ant\* population will be reduced [in days] [within a week].] [Discard [used] [old] [replaced] strips [to be replaced] [by placing] in [the] trash.]

[Do not spray insecticide on or around [the] [bait][s] [strip][s],] as sprays will contaminate [bait][s] [strip][s] and reduce effectiveness.]

{Note: This footnote applies to all asterisks above.}  
\*Except for carpenter, fire, pharaoh and harvester ants



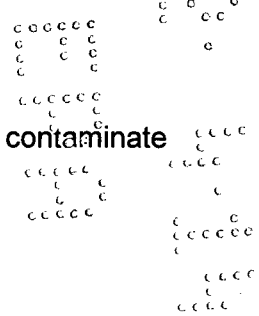
[Note to reviewer: Label may include alternate usage instructions outlined below instead of those listed on the previous page. The only difference is how the adhesive is placed on the strip.]

**For indoor and outdoor (adjacent to the home) use:**

- [1.] Break [bait] strips apart. [See] [Illustration] [Picture] [Figure] [1] [A]
- [2.] [To] place [a] [gel] bait[s] [strip[s]] [securely] [in a chosen location] indoors or outdoors (adjacent to the home), remove adhesive tab from pouch and adhere to [bottom of] strip [marked "Place Sticker Here"]. [See] [Illustration] [Picture] [Figure] [2] [alt] [B alt]. Peel off [protective] [covering] [tape] [film] [on the bottom of the strip] [marked] ["Remove to Adhere"]. [See] [Illustration] [Picture] [Figure] [2] [B]  
[Discard [the] [removed] [covering] [tape] [film] in the trash.]
- [3.] [Inspect for ants.] [Stick][Adhere] [it] [gel] bait strip[s] [the exposed side] [the strip] to [a] clean surface. Place near [an] ant trail[s] [or where] [you frequently see ant[s][activity]] [ants may enter your home][:] [near cracks, crevices, [and] along sills][.] [under and behind kitchen appliances][,] [along baseboards, under sinks, in pantry][,] [around pipes and water heater and in the garage.]  
[[The] [D][d]iagram[s] [above] [below] [at right] [at left] show[s] recommended placement locations.]  
Use all bait strips [at one time].
- [4.] To activate [a] [gel] [bait] strip [already stuck to a clean surface], peel off the [protective] [covering] [tape] [film] [on top of the strip] [marked] ["Peel Here"].  
[See [Illustration] [Picture] [Figure] [3] [C] [of] [for] [showing] [gel] [bait] strip ready to be activated.]  
[See [Illustration] [Picture] [Figure] [4] [D] [of] [for] [showing] [shows] [a] strip being activated.]  
[Discard [the] [removed] [covering] [tape] [film] in the trash.]  
[Once opened, the [gel] [bait] strip may be left in place [for] up to 1 month.]  
[Replace [gel] [bait][s] [strips] after 1 month [to keep ants\* from returning.]]  
[You will notice fewer ants\* [in days] [within a week].] [Ant\* population reduction will be apparent [in days] [within a week].] [Ant\* population will be reduced [in days] [within a week].] [Discard [used] [old] [replaced] strips [to be replaced] [by placing] in [the] trash.]

[Do not spray insecticide on or around [the] [bait][s] [strip][s][,] as sprays will contaminate [bait][s] [strip][s] and reduce effectiveness.]

{Note: This footnote applies to all asterisks above.}  
\*Except for carpenter, fire, pharaoh and harvester ants.

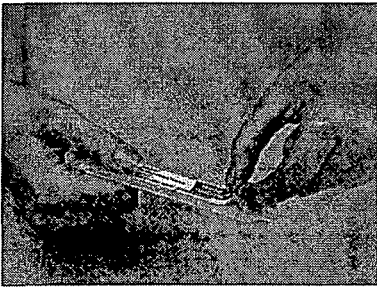


**DIRECTIONS FOR USE (continued):**


{Note: All photos below are optional. These or similar photos may be added to the directions for use.}




[Illustration] [Picture] [Figure] [1] [A]



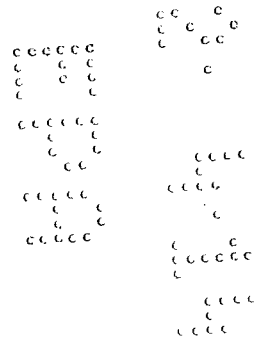
[Illustration] [Picture] [Figure] [2] [B]



[Illustration] [Picture] [Figure] [3] [C]



[Illustration] [Picture] [Figure] [2 alt] [B alt]







9/14

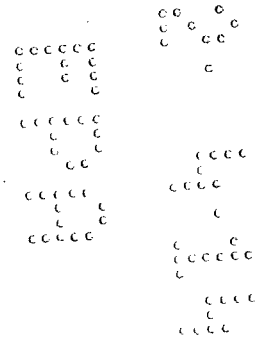
*Note: Bold, italicized text is information for the reader and not part of the label.  
[Bracketed information is optional text.]*

*{[Note to reviewer: Label may include these or similar graphic depictions of recommended placement locations.]}*

[Recommended [Bait] Strip Placement [Locations]:]

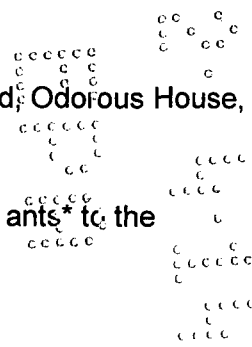


*Example illustration of suggested bait strip placement sites.*



**Optional claims for front or back or side panel of label**

1. [Easy-to-use] [Easy to use]
2. Easy to apply [anywhere]
3. [Leaves] no [messy] [residue] [or] [messy clean up]
4. [There's] no [residue] [or] [mess to clean up]
5. Convenient
6. [Mess free] [Mess-free]
7. No mess
8. No [vapors][,] [fumes] [or] [mess]
9. [Kills] [Stops] [Eliminates] ants\* [without] [messy] [residue] [and] [without insecticide] odors [and] [or] [fumes]
10. Works [without] [messy] [residue] [and] without [insecticide] odors [or fumes]
11. [This] [product is] [gel] [bait] [strip][s] [are] easy to use [and [has] [have] no insecticide odor]
12. No insecticide odor
13. [It's] [the] [clean][,] [easy] way to solve your [ant] problem
14. [Thin][,] [clear][,] [adhesive] strips
15. COMBAT® [***Combat Flik A or alternate brand name***] [killing] [gel] [bait] [strip][s] for ants\*
16. COMBAT® [***Combat Flik A or alternate brand name***] [ant\* killing] [gel] [bait] [strips]
17. COMBAT® [***Combat Flik A or alternate brand name***] [Ant Killing] [gel] [bait][s] [strips] [aren't] [are not] [tape] [or] [glue] [or sticky] [traps] [that] ants\* stick to
18. [Inconspicuous] [and] [discreet] [and easy to apply [anywhere] [where] [ants\* [are] [may be] [a problem] [found]]
19. [Ant] [insecticide] [Gel] [bait] [in] [convenient][,] [easy-to-use] [form] [strip][s]
20. [Ant killing] [gel] [bait] in [convenient][,] [easy-to-use] [form] [strip][s]
21. Goes where bait stations can't
22. COMBAT® [***Combat Flik A or alternate brand name***] [ant\* killing] [gel] [bait] [strips] go where bait stations can't
23. [The convenient] Ant\* killing [bait] [gel] [form] [strip][s] [that] go[es] where bait stations can't
24. ANT\*
25. [For] [Provides control of] ants\*
26. Gain control of your ant\* problem
27. Effective against Argentine, Ghost, Acrobat, Big-Headed, Cornfield, Field, Odorous House, Thief, Pavement, White Footed, [and] Little Black Ants
28. Effective against common household ants
29. Food [&][and][+] water [formulation] [formula] attracts [worker] [foraging] ants\* to the [insecticide] [gel] [bait] [strips]
30. What ants\* are looking for
31. With fipronil
32. COMBAT®'s [potent] [ant killing] [insecticide] [gel] [bait][s] [strip][s] [with Fipronil]



{Note: This footnote applies to all asterisks above.}

\*Except for carpenter, fire, pharaoh and harvester ants

11/14

**Optional claims for front or back or side panel of label - continued**

33. COMBAT® [Combat Flik A or alternate brand name] has [a] [specific] [combination of] ant food attractants and a [fast] [fast-killing] [fast-acting] [active ingredient] [insecticide] [to create] [and is] [making it] [a highly effective tool] [in the fight against ants\*] [to kill ants\*] [to fight your ant\* problem]
34. The [insecticide] [gel] [bait] attracts ants\* in search of food and water [to the bait] [to the strip]
35. [COMBAT®] [insecticide] [Bait][s] [gel] [strips] [contain][s] [food and water] [for ants\*] [ants\* seek] [but] do not spill
36. Fast killing formula
37. Fast control [of ants\*] [in] [as little as] [3-5 days]
38. Starts [working] [killing] [ants\*] in hours
39. COMBAT® [Combat Flik A or alternate brand name] [ant killing] [gel] [bait] [strips] kill[s] ants\* fast
40. Visible results overnight
41. Kills ants\* while you sleep
42. [Ant\*] [colony] [nest] [elimination] [control] in as little as 3-5 days
43. [Fast acting] formula [that] quickly kills ants\* [and] [the colony] [the nest]
44. Kills quickly and keeps on killing [ants\*] [back at the [nest][colony]]
45. Works in [as little as] hours and [for] up to 1 month
46. Long residual action [for up to 1 month]
47. Keeps [working] [killing ants\*] [for] up to 1 month
48. Provides round the clock protection [for up to 1 month]
49. Kill ants\* 24/7 [for up to 1 month]
50. Provides 24/7 [ant\*] protection [for up to 1 month]
51. Kills ants\* for up to 1 months
52. Kills ants\* continuously
53. Kills [ants\*] non-stop
54. [Ongoing] [Non-stop] ant\* control
55. Keeps [killing [ants\*]] [working] until [it's] [the bait is] gone
56. [The] Domino Effect™
57. [COMBAT®] [G[g]el] [bait][s] [strips] [Kill][s] [Get][s] [to] [the nest] [the colony] [the source of [the] [your] [ant] problem]
58. [COMBAT®] [G[g]el] [bait][s] [strips] Kill[s] [ants] [in hard-to-reach] [and] [inaccessible] [areas] [places]
59. [COMBAT®] [G[g]el] [bait][s] [strips] [Kill][s] [Stop][s] [Eliminate][s] ants where they [hide] [breed] [live] [nest]
60. [COMBAT®] [G[g]el] [bait][s] [strips] [Kill][s] [Stop][s] [Eliminate][s] [Destroy][s] ants\* you don't see
61. [COMBAT®] [G[g]el] [bait][s] [strips] [Kill][s] [Stop][s] [Eliminate][s] [Destroy][s] ants\* [where] you can't see them

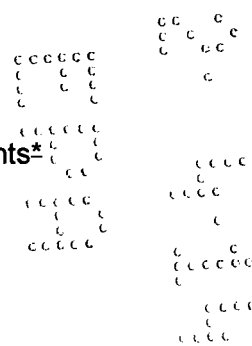
{Note: This footnote applies to all asterisks above.}

\*Except for carpenter, fire, pharaoh and harvester ants

12/14

**Optional claims for front or back or side panel of label - continued**

- 62. [COMBAT®] [G[g]el] [bait][s] [strips] [Kill][s] [Stop][s] [Eliminate][s] [Destroy][s] ants you see and [those] [ones] you don't [see]
- 63. [COMBAT®] [G[g]el] [bait][s] [strips] [Kill][s] [Stop][s] [Eliminate][s] [Destroy][s] [the ant\*] [ants\* at the] source
- 64. [COMBAT®] [G[g]el] [bait][s] [strips] [Kill][s] [Stop][s] [Eliminate][s] [Destroy][s] ants\* in the [nest] [colony]
- 65. [COMBAT®] [G[g]el] [bait][s] [strips] [Kill][s] [Stop][s] [Eliminate][s] [Destroy][s] the ant\* [nest] [colony]
- 66. [COMBAT®] [G[g]el] [bait][s] [strips] Lets ants\* [Kill] [Stop] [Eliminate] [Destroy] [other] ants\*
- 67. [COMBAT®] [G[g]el] [bait][s] [strips] [Kill][s] [Stop][s] [Eliminate][s] [Destroy][s] [the] [queen and] [the] [entire] [ant\*] [colony] [nest]
- 68. [Worker] [Forager] Ants\* [take] [share] [it] [COMBAT®] ['s ingredients] [the] [insecticide] [gel] [bait] [back to] [back at] [with] [in] the [colony] [nest] [queen\*]
- 69. Ants\* share the [insecticide] [gel] [bait] [where they breed] [where they nest] [in the [nest][colony]][.] [killing other ants\*] [and] [destroying the [nest] [colony]]
- 70. Ants\* share the [insecticide] [gel] [bait] [where they breed] [where they nest] [in the [nest] [colony]][.] [killing other ants] [and] [destroying [the] [local] [your] [ant] population]
- 71. Ants\* eat the [insecticide] [gel] [bait] and die in the [nest] [colony]
- 72. Ants\* are attracted to the [insecticide] [bait] [gel] and take it back to their [nest] [colony]
- 73. Kills ants\* {&}[and] the [entire] [colony] [nest]
- 74. Kills ants\* in the [colony] [nest]
- 75. [Destroys] [Kills] [the] [queen\*] [and] [the] [entire] [ant\*] [colony] [nest]
- 76. [This product is effective because] ants\* carry [gel] [insecticide] [bait] back [to where they live] [to the colony] [to the nest] to [destroy] [stop] [kill] [the] queen [and entire colony]
- 77. [Worker] [Forager] ants are attracted to the [insecticide] [bait] [gel] and take it back to their [colony] [nest], [ultimately] killing the queen [and the whole [colony] [nest]]
- 78. Ants\* carry [COMBAT®] [insecticide] [bait] [gel] [ingredients] [back] to the [colony] [nest] to [stop] [kill] the queen [and other ants\*] [[before they] [so they don't] invade your home [kitchen]]
- 79. Kills ants\* [at their source] [in the nest] [in the colony]
- 80. This product[']s patented action formula] kills ants
- 81. This product provides complete ant control
- 82. Kills ants\* while you sleep
- 83. Kills ants\* for 1 month
- 84. [Kills] [Stops] [Eliminates] [indoor and outdoor (adjacent to the home)] ants\*



*{Note: This footnote applies to all asterisks above.}*  
\*Except for carpenter, fire, pharaoh and harvester ants

**Optional claims for front or back or side panel of label - continued**

- 85. [Kills] [Stops] ants\* outdoors (adjacent to the home) before they come indoors [so that they don't] [and] [invade your home]
- 86. [It even] kills ants\* [you don't see] [outside (adjacent to the home)] [to prevent more ants\* from coming inside] [invading your home]]
- 87. [Indoor and] Outdoor (adjacent to the home) [ant\*] control
- 88. [Ideal for] use with COMBAT® [*another Combat product name*]

Note: Bold, italicized text is information for the reader and not part of the label.

[Bracketed information is optional text.]

13/14

- 89. [COMBAT®] [G[g]el] [bait] [strips] [are] [ideal for] use [in combination] with [other] COMBAT® ant bait [station][s] products [for maximum control]
- 90. [COMBAT®] [G[g]el] [bait] [strips] [are] [ideal for] use [in combination] with [other] COMBAT® ant gel[s] [products] [in syringe form] [for maximum control]
- 91. [Ideal for] use [in combination] with other COMBAT® ant [bait][s] [products] [for maximum control]
- 92. Works fast [!]
- 93. Kills fast [!]
- 94. Leaves no mess [!]
- 95. Kills the entire colony [!]
- 96. Discreet design!

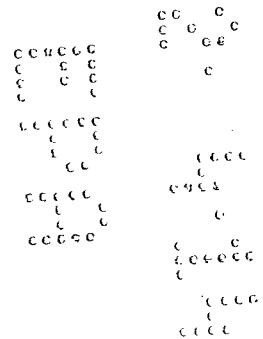
{Note: This footnote applies to all asterisks above.}  
 \*Except for carpenter, fire, pharaoh and harvester ants

**Value claims:**

**Value claims below are only for packs with net contents greater than 2 baits but not to exceed 24:**

- Bonus Pack
- Value Pack
- [x][More]<sup>††</sup> [Free] [Bonus] Baits<sup>††</sup> [With Purchase]
- [x%] More<sup>††</sup> [Free] [Bonus] Bait(s)<sup>††</sup> [With Purchase]
- More Baits – Better Value<sup>††</sup>
- Value Pack – More Baits<sup>††</sup>
- Better Value<sup>††</sup>
- More Baits<sup>††</sup>


<sup>††</sup>vs. [standard] [x] [count] [ct.][package] [pkg.] [of this product]



Note: *Bold, italicized text is information for the reader and not part of the label.*  
*[Bracketed information is optional text.]*

14/14

**Bait Strip Unit Label for Combat® Flik A**




**TOP VIEW - AS IT APPEARS BEFORE STRIPS ARE BROKEN APART**

*Text below is what will appear on strip.*

Combat brand logo {as it appears in the photo or similar graphics}

Peel Here



**BOTTOM VIEW – AS IT APPEARS BEFORE adhesive is removed**

*Text below is what will appear on strip. Batch code will be added to the bait strip or to the label.*

KEEP OUT OF REACH OF CHILDREN.


CAUTION: See [Outer Carton] [Pouch] for Complete Directions & Precautions

Remove to Adhere

EPA Reg. No. 64240-68

EPA Est. No. 85632-KOR-001

ACTIVE INGREDIENT: Fipronil 0.001%



**TOP VIEW - AS IT APPEARS AFTER PLACEMENT BUT NOT YET ACTIVATED**

Combat logo {as it appears in the photo or similar graphics}



**TOP VIEW - AS IT APPEARS AFTER PLACEMENT AND ACTIVATION**

