

64240-68

8/1/2012

1/16



UNITED STATES ENVIRONMENTAL PROTECTION AGENCY  
WASHINGTON D C 20460

OFFICE OF  
CHEMICAL SAFETY  
AND POLLUTION PREVENTION

Combat Insect Control Systems  
c/o Ms Georgia Anastasiou  
Lewis & Harrison  
122 C St NW Ste 740  
Washington, DC 20001

NOTIFICATION  
AUG 01 2012

Subject Notification to make minor label changes  
EPA Registration Number 64240-68  
Decision 467610

Dear Ms Anastasiou

The Agency is in receipt of your Application for Pesticide Notification under Pesticide Registration (PRN)98-10 dated July 12, 2012, for the abovementioned product The Registration Division (RD) has conducted a review of this request for its applicability under PRN 98-10 and finds that the actions requested fall within the scope of PRN 98-10 The label submitted with the application has been stamped "Notification" and will be placed in our records

If you have any questions regarding this letter, please contact Samantha Hulkower at (703) 603-0683

Sincerely,  
*Richard Gebken*

Richard Gebken  
Product Manager 10  
Insecticide Branch  
Registration Division (7505P)

Enclosures Copy of Label Stamped "Notification"



United States  
**Environmental Protection Agency**  
 Washington DC 20460

- Registration  
 Amendment  
 Other

OPP Identifier Number

**Application for Pesticide - Section I**

1 Company/Product Number <b>64240-68</b>	2 EPA Product Manager <b>Richard Gebken</b>	3 Proposed Classification <input type="checkbox"/> None <input type="checkbox"/> Restricted
4 Company/Product (Name) <b>Combat Flik A</b>	PM# <b>10</b>	
5 Name and Address of Applicant (Include ZIP Code) <b>c/o Henkel Consumer Goods Inc 19001 N Scottsdale Rd Scottsdale, AZ 85255</b> <i>NOTE PLEASE SEND ALL CORRESPONDENCE TO CONTACT POINT LISTED BELOW</i> <input type="checkbox"/> Check if this is a new address	6 <b>Expedited Review</b> In accordance with FIFRA Section 3(c)(3) (b)(i) my product is similar or identical in composition and labeling to EPA Reg No _____ Product Name _____	

**Section - II**

- Amendment Explain below  
 Resubmission in response to Agency letter dated \_\_\_\_\_  
 Notification Explain below  
 Final printed labels in response to Agency letter dated \_\_\_\_\_  
 Me Too Application  
 Other Explain below

**Explanation** Use additional page(s) if necessary (For Section I and Section II)

**NOTIFICATION**

**Please read cover letter for details**

Notification in Accordance With PR Notice 98 10 This notification is consistent with the provisions of PR Notice 98 10 EPA regulations at 40 CFR 152.46 and no other changes have been made to the labeling or the confidential statement of formula of this product I understand that it is a violation of FIFRA Sec 1001 to willfully make any false statement to EPA I further understand that if this notification is not consistent with the terms of PR Notice 95 2 and 40 CFR 152.46 this product may be in violation of FIFRA and I may be the subject to enforcement action and penalties under sections 12 and 14 of FIFRA

**Section - III**

1 Material This Product Will Be Packaged In			
Child Resistant Packaging <input type="checkbox"/> Yes <input type="checkbox"/> No	Unit Packaging <input type="checkbox"/> Yes <input type="checkbox"/> No If Yes Unit Packaging wgt No per container	Water Soluble Packaging <input type="checkbox"/> Yes <input type="checkbox"/> No If Yes Package wgt No per container	2 Type of Container <input type="checkbox"/> Metal <input type="checkbox"/> Plastic <input type="checkbox"/> Glass <input type="checkbox"/> Paper <input type="checkbox"/> Other (Specify)
*Certification must be submitted			
3 Location of Net Contents Information <input type="checkbox"/> Label <input type="checkbox"/> Container	4 Size(s) Retail Container	5 Location of Label Directions <input type="checkbox"/> On Label <input type="checkbox"/> On labeling accompanying product	
6 Manner in Which Label is Affixed to Product <input type="checkbox"/> Lithograph <input type="checkbox"/> Other _____ <input type="checkbox"/> Paper glued <input type="checkbox"/> Stenciled			

**Section - IV**

1 Contact Point (Complete items directly below for identification of individual to be contacted if necessary to process this application)

Name <b>Georgia Anastasiou Lewis &amp; Harrison LLC 122 C St NW #740 Washington DC 20001</b>	Title <b>Agent for Combat Insect Control Systems</b>	Telephone No (Include Area Code) <b>202-393 3903 ext 19</b>
I certify that the statements I have made on this form and all attachments thereto are true accurate and complete I acknowledge that any knowingly false or misleading statement may be punishable by fine or imprisonment or both under applicable law		6 Date Application Received (Stamped)
2 Signature <i>Georgia Anastasiou</i>	3 Title <b>Agent for Combat Insect Control System</b>	
4 Typed Name <b>Georgia Anastasiou Lewis &amp; Harrison LLC</b>	5 Date <b>July 12 2012</b>	

3/16

# LEWIS & HARRISON

Consultants in Government Affairs

122 C Street N W Suite 740  
Washington D C 20001  
telephone 202 393 3903  
fax 202 393 3906

July 12, 2012

HAND-DELIVERED

Document Processing Desk [NOTIF]  
Office of Pesticide Programs (7504P)  
U S Environmental Protection Agency  
Room S-4900, One Potomac Yard  
2777 South Crystal Drive  
Arlington, VA 22202-4501

**ATTENTION**            **Richard Gebken**  
                                 **Product Manager, Team 10**

**SUBJECT**                **Combat Insect Control Systems**  
                                 **Combat® Flik A (EPA Reg No 64240-68)**  
                                 **Notification per PR Notice 98-10**

Dear Mr Gebken

On behalf of Combat Insect Control Systems, I am submitting a notification to make minor label changes to the product **Combat® Flik A (EPA Reg No 64240-68)** Below I have detailed the changes to the label

- 1 Addition of optional graphic (page 1)
- 2 Addition of the following optional non-FIFRA language (page 1) "The distinctive design and elements of this package are proprietary and owned by The Dial Corporation", "A Henkel Company", "Combat® Information Helpline 1-800-426-6228", "Patent Pending," "Patent Number"
- 3 Addition of the language "or using toilet" to the Precautionary Statements (page 2) Please note that this statement was inadvertently not included on the previous label
- 4 Revision of the advisory statement "Never place unused product down any indoor or outdoor drain " to make it optional language (page 2)
- 5 Moved "Directions for Use" header and the statement that begins with "Keep [gel] bait strips away " to page 4
- 6 Moved the statement "use all bait strips [at one time]" to appear under # 3 (page 4 & 5)
- 7 Revision of marketing language #60 to have the option of using the word "entire "
- 8 Revision of marketing language #75 to have the option of using the word "kills "
- 9 Addition of the following marketing language "Leaves no mess," "Kills the entire colony
- 10 Addition of optional graphics suggesting placement sites for bait strips (page 7)

Lastly we noted on the label that the batch code will either appear on the label or on the bait strip

4/16

Enclosed please find the following documents in support of this submission

- A Application for Pesticide Notification, which includes a signed statement certifying compliance with PR Notice 98-10,
- B One (1) copy of the revised label with changes highlighted, and,
- C Two (2) copies of the revised label

If you have any questions about this submission, please call me at 202-393-3903 ext 19 or e-mail me at georgia@lewisharrison.com

Sincerely,

*Georgia Anastasiou*

Georgia Anastasiou  
Agent for,  
Combat Insect Control Systems

cc Patricia McFadden, Combat Insect Control Systems

```

      c c c
      c c c
      c c c
      c
c c c c c
      c
c c c c c
      c c c c c
      c c
      c c c c
      c c c c
      c
c c c c c
      c
c c c c
      c c c

```

5/16

Note Bold, Italicized text is information for the reader and is not part of the label  
[Bracketed information is optional text]

**NOTIFICATION**

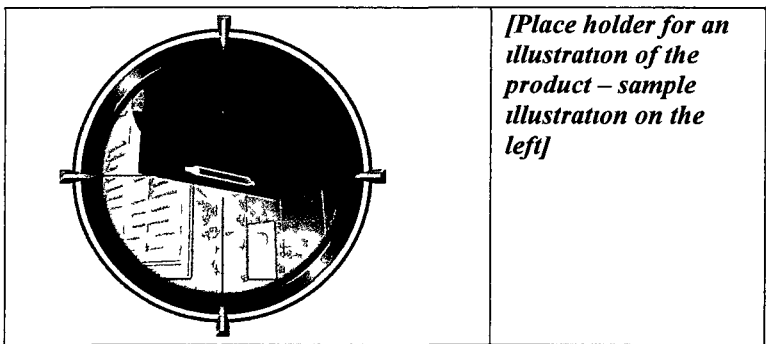
AUG 01 2012

# COMBAT® Flik A

*Previously Approved Alternate Brand Names*

[Combat Ant Killing Bait Strips]

[Combat Max Ant Killing Bait Strips]



ACTIVE INGREDIENT Fipronil†	0.001%
OTHER INGREDIENTS	99.999%
TOTAL	100.00%

† CAS No 120068-37-3

**USE ONLY IN AREAS INACCESSIBLE TO CHILDREN AND PETS  
KEEP OUT OF REACH OF CHILDREN**

**CAUTION** See [side] [and][or] [back] [panel] [of pouch] for additional precautionary statements and directions

**Contains** [2 [to] [-] 24] [5] [Gel] [Bait] [Strips] [5 x 0.035 oz (2 g)]  
[Each Containing][ ] [0.070 oz (2.0 g) [to][-] 0.140 oz (4.0 g)]  
[TOTAL] NET WT[ ] [0.140 oz (4.0 g) [to][-] 3.360 oz (96.0 g)] [ 0.35 oz (10 g)]

EPA Reg No 64240-68  
EPA Est No \_\_\_\_\_ [85632-KOR-001]

[Manufactured for] [Distributed by] [&] © [2012] [2013] [2014] Combat Insect Control Systems  
[19001] [N Scottsdale Rd ] Scottsdale, [AZ] [ARIZONA] 85255  
MADE IN [USA][KOREA]

[Patent Pending] [Patent Number]  
[[Call the] [Combat [Information] Helpline 1-800-426-6228] [for information ]]  
[The distinctive design and elements of this package are proprietary and owned by The Dial Corporation A Henkel Company ]

**PRECAUTIONARY STATEMENTS**

**HAZARDS TO HUMANS AND DOMESTIC ANIMALS**

**CAUTION** Harmful if absorbed through skin Causes moderate eye irritation Avoid contact with skin, eyes and clothing Prolonged or frequently repeated skin contact may cause allergic reactions in some individuals Wash thoroughly with soap and water after handling and before eating, drinking, chewing gum, using tobacco or using the toilet

**FIRST AID**

If on Skin or Clothing Take off contaminated clothing Rinse skin immediately with plenty of soap and water for 15 to 20 minutes Call a poison control center or doctor for treatment advice  
If in Eyes Hold eye open rinse slowly and gently with water for 15 to 20 minutes Remove contact lenses if present, after the first 5 minutes then continue rinsing eye Call a poison control center or doctor for treatment advice Have the product container or label with you when calling a poison control center or doctor or going for treatment

**PHYSICAL OR CHEMICAL HAZARDS** Do not use this product in or on electrical equipment due to the possibility of a shock hazard

**STORAGE AND DISPOSAL** Do not contaminate water food or feed by storage or disposal

**STORAGE** Store in a cool dry area out of reach of children

**DISPOSAL**

**If empty** Nonrefillable container Do not reuse or refill this container Offer for recycling, if available If recycling is not available place in trash

**If partly filled** Call your local solid waste agency for disposal instructions [Never place unused product down any indoor or outdoor drain ]

{Note to Reviewer Per PR-Notice 2007-4, this product will receive a batch code The batch code number will appear on each bait strip }

**For front or back or side panel**

[Satisfaction guaranteed] [Guaranteed to work] [or your money back][!]

[EFFECTIVENESS GUARANTEED COMBAT® [Insect Control Systems] stands behind this [insect killing system] [product] with a full [Satisfaction] Guarantee Should you have any questions regarding COMBAT® [baits] [products], please call 1-800-426-6228 ]

[[For information ] [For questions or comments ] [please] call the Combat® [Labs] [Information] Helpline at 1-800-426-6228] [for information] ]

[[♻️] [[The] [Paperboard in this] Carton [contains] [is made from] \_\_\_\_\_% Recycled fiber [minimum \_\_\_\_\_% post consumer content] ] [PLEASE RECYCLE EMPTY CARTON]



[GENERAL INFORMATION]

[This product] [**Combat Flik A or alternate brand name**] provides fast control of ants\* in as little as 3-5 days ]

[This product] [**Combat Flik A or alternate brand name**] is formulated to effectively control ants\* ]

[That s because] [this product] [**Combat Flik A or alternate brand name**] contains Fipronil a fast-acting active ingredient[ ] [Its speed is] [That's] [[still] slow enough for foraging ants\* to] [return to the] [colony] [nest] [and] [feed the bait to larvae and queen[s]] [so that the entire] [colony] [nest] is killed [through] [by] the Domino Effect™ ]

[[This is] [How] [This Product] [**Combat Flik A or alternate brand name**] Work[s] ]

[•][1] [Ants\* [visit] [find] the [gel] bait [strips] and [eat] [feed on] the [gel] bait]

[•][1] [This product attracts [foraging] [worker] ants\* [to the bait strip][s][ ]and] [The] [Ants\*] feed on the [gel] bait]

[•][2] [Ants\* carry [the] [gel] bait back to [the] [colony] [nest] [so] [that] it [can] kill[s] the queen and [other ants] [in] [the nest] [the colony]]

[•][2] Worker ants\* take [some of] the [gel] bait back to the [nest] [colony] [and] [where they] [pass it on to] [feed it to] [kill] [destroy] the queen and entire [colony] [nest]

[♦] [Do not interfere with the ants or [gel] bait strips during use]

[♦] [[Replace] [Place more] [gel] bait strips] if ants return]

[♦] [Do not use sprays on or around [the] [product] [gel] [bait][s] [strips] [placements]]

[♦] [Do not use strong cleaners around [the] [product] [gel] [bait][s] [strips] [placements]]

[♦] [Do not use sprays or strong cleaners on or around [the] [product] [gel] [bait][s] [strips] [placements]]

[♦] [Place [the] [product] [gel] [bait][s] [strips] out of reach of children and pets]

{Note *This footnote applies to all asterisks above* }

\* Except for carpenter, fire, pharaoh and harvester ants

## DIRECTIONS FOR USE

It is a violation of Federal Law to use this product in a manner inconsistent with its labeling

Keep [gel] bait strips away from open foods and food contact surfaces Do not apply [gel] bait strip[s] on food/feed preparation surfaces

### For indoor and outdoor (adjacent to the home) use

- [1 ] Break [bait] strips apart [See] [Illustration] [Picture] [Figure] [1] [A]
- [2 ] [To] place [a] [gel] bait[s] [strip[s]] [securely] [in a chosen location] indoors or outdoors (adjacent to the home) peel off [protective] [covering][tape][film] [on the bottom of the strip] [marked] [ 'Remove to Adhere' ] [See] [Illustration] [Picture] [Figure] [2] [B]  
[Discard [the] [removed] [covering] [tape] [film] in the trash ]
- [3 ] [Inspect for ants ] [Stick][Adhere] [it] [the] [gel] bait strip[s] [the exposed side] [the strip] to [a] clean surface Place near [an] ant trail[s] [or where] [you frequently see ant[s][activity]] [ants may enter your home][ ] [near cracks crevices [and] along sills][ ] [under and behind kitchen appliances][ ] [along baseboards under sinks, in pantry][ ] [around pipes and water heater and in the garage ]  
[[The] [D][d]iagram[s] [above] [below] [at right] [at left] show[s] recommended placement locations ]  
Use all bait strips [at one time]
- [4 ] To activate [a] [gel] [bait] strip [already stuck to a clean surface] peel off the [protective] [covering] [tape] [film] [on top of the strip] [marked] [ 'Peel Here ]  
[See] [Illustration] [Picture] [Figure] [3] [C] [of] [for] [showing] [gel] [bait] [strip ready to be activated ]  
[See] [Illustration] [Picture] [Figure] [4] [D] [of] [for] [showing] [shows] [a] [strip being activated ]  
[Discard [the] [removed] [covering] [tape] [film] in the trash ]  
[Once opened, the [gel] [bait] strip may be left in place [for] up to 1 month ]  
[Replace [gel] [bait][s] [strips] after 1 month [to keep ants\* from returning ]]  
[You will notice fewer ants\* [in days] [within a week] ] [Ant\* population reduction will be apparent [in days] ]within a week ] [Ant\* population will be reduced [in days] [within a week] ] [Discard [used] [old] [replaced] strips [to be replaced] [by placing] in [the] trash ]

[Do not spray insecticide on or around [the] [bait][s] [strip][s][ ] as sprays will contaminate [bait][s] [strip][s] and reduce effectiveness ]

{Note *This footnote applies to all asterisks above* }

\*Except for carpenter fire, pharaoh and harvester ants



9/16

[Note to reviewer Label may include alternate usage instructions outlined below instead of those listed on the previous page The only difference is how the adhesive is placed on the strip ]

**For indoor and outdoor (adjacent to the home) use**

- [1 ] Break [bait] strips apart [See] [Illustration] [Picture] [Figure] [1] [A]
- [2 ] [To] place [a] [gel] bait[s] [strip[s]] [securely] [in a chosen location] indoors or outdoors (adjacent to the home) remove adhesive tab from pouch and adhere to [bottom of] strip [marked Place Sticker Here'] [See] [Illustration] [Picture] [Figure] [2 alt] [B alt] Peel off [protective] [covering] [tape] [film] [on the bottom of the strip] [marked] [ Remove to Adhere'] [See] [Illustration] [Picture] [Figure] [2] [B]
- [Discard [the] [removed] [covering] [tape] [film] in the trash ]
- [3 ] [Inspect for ants ] [Stick][Adhere] [it] [gel] bait strip[s] [the exposed side] [the strip] to [a] clean surface Place near [an] ant trail[s] [or where] [you frequently see ant[s][activity]] [ants may enter your home][,] [near cracks, crevices [and] along sills][ ] [under and behind kitchen appliances][ ] [along baseboards under sinks in pantry][ ] [around pipes and water heater and in the garage ]
- [[The] [D][d]iagram[s] [above] [below] [at right] [at left] show[s] recommended placement locations ]
- Use all bait strips [at one time]
- [4 ] To activate [a] [gel] [bait] strip [already stuck to a clean surface] peel off the [protective] [covering] [tape] [film] [on top of the strip] [marked] [ Peel Here"]
- [See [Illustration] [Picture] [Figure] [3] [C] [of] [for] [showing] [gel] [bait] strip ready to be activated ]
- [See [Illustration] [Picture] [Figure] [4] [D] [of] [for] [showing] [shows] [a] strip being activated ]
- [Discard [the] [removed] [covering] [tape] [film] in the trash ]
- [Once opened, the [gel] [bait] strip may be left in place [for] up to 1 month ]
- [Replace [gel] [bait][s] [strips] after 1 month [to keep ants\* from returning ]]
- [You will notice fewer ants\* [in days] [within a week] ] [Ant\* population reduction will be apparent [in days] ]within a week] ] [Ant\* population will be reduced [in days] [within a week] ] [Discard [used] [old] [replaced] strips [to be replaced] [by placing] in [the] trash ]

[Do not spray insecticide on or around [the] [bait][s] [strip][s][ ] as sprays will contaminate [bait][s] [strip][s] and reduce effectiveness ]

{Note This footnote applies to all asterisks above }

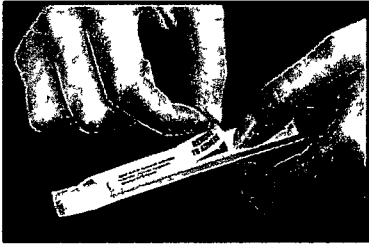
\*Except for carpenter, fire, pharaoh and harvester ants

**DIRECTIONS FOR USE (continued)**


{*Note All photos below are optional These or similar photos may be added to the directions for use*}




[Illustration] [Picture] [Figure] [1] [A]



[Illustration] [Picture] [Figure] [2] [B]



[Illustration] [Picture] [Figure] [3] [C]



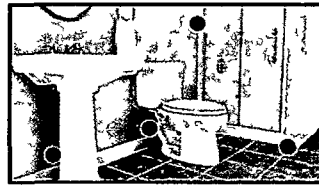

[Illustration] [Picture] [Figure] [2 alt] [B alt]

Note **Bold, Italicized text is information for the reader and is not part of the label**  
**[Bracketed information is optional text]**

11/16

*{[Note to reviewer Label may include these or similar graphic depictions of recommended placement locations]}*

[Recommended [Bait] Strip Placement [Locations] ]



*Example illustration of suggested bait strip placement sites*

**Optional claims for front or back or side panel of label**

- 1 [Easy-to-use] [Easy to use]
- 2 Easy to apply [anywhere]
- 3 [Leaves] no [messy] [residue] [or] [messy clean up]
- 4 [There s] no [residue] [or] [mess to clean up]
- 5 Convenient
- 6 [Mess free] [Mess-free]
- 7 No mess
- 8 No [vapors][,] [fumes] [or] [mess]
- 9 [Kills] [Stops] [Eliminates] ants\* [without] [messy] [residue] [and] [without insecticide] odors [and] [or] [fumes]
- 10 Works [without] [messy] [residue] [and] without [insecticide] odors [or fumes]
- 11 [This] [product is] [gel] [bait] [strip][s] [are] easy to use [and [has] [have] no insecticide odor]
- 12 No insecticide odor
- 13 [It's] [the] [clean][,] [easy] way to solve your [ant] problem
- 14 [Thin][ ] [clear][ ] [adhesive] strips
- 15 COMBAT® [**Combat Flik A or alternate brand name**] [killing] [gel] [bait] [strip][s] for ants\*
- 16 COMBAT® [**Combat Flik A or alternate brand name**] [ant\* killing] [gel] [bait] [strips]
- 17 COMBAT® [**Combat Flik A or alternate brand name**] [Ant Killing] [gel] [bait][s] [strips] [aren t] [are not] [tape] [or] [glue] [or sticky] [traps] [that] ants\* stick to
- 18 [Inconspicuous] [and] [discreet] [and easy to apply [anywhere] [where] [ants\* [are] [may be] [a problem] [found]]
- 19 [Ant] [insecticide] [Gel] [bait] [in] [convenient][,] [easy-to-use] [form] [strip][s]
- 20 [Ant killing] [gel] [bait] in [convenient][,] [easy-to-use] [form] [strip][s]
- 21 Goes where bait stations can t
- 22 COMBAT® [**Combat Flik A or alternate brand name**] [ant\* killing] [gel] [bait] [strips] go where bait stations can t
- 23 [The convenient] Ant\* killing [bait] [gel] [form] [strip][s] [that] go[es] where bait stations can t
- 24 ANT\*
- 25 [For] [Provides control of] ants\*
- 26 Gain control of your ant\* problem
- 27 Effective against Argentine, Ghost Acrobat Big-Headed Cornfield Field Odorous House, Thief Pavement White Footed [and] Little Black Ants
- 28 Effective against common household ants
- 29 Food [&][and][+] water [formulation] [formula] attracts [worker] [foraging] ants\* to the [insecticide] [gel] [bait] [strips]
- 30 What ants\* are looking for
- 31 With fipronil
- 32 COMBAT® s [potent] [ant killing] [insecticide] [gel] [bait][s] [strip][s] [with Fipronil]

{Note This footnote applies to all asterisks above }

\*Except for carpenter fire pharaoh and harvester ants

**Optional claims for front or back or side panel of label - continued**

- 33 COMBAT® [**Combat Flik A or alternate brand name**] has [a] [specific] [combination of] ant food attractants and a [fast] [fast-killing] [fast-acting] [active ingredient] [insecticide] [to create] [and is] [making it] [a highly effective tool] [in the fight against ants\*] [to kill ants\*] [to fight your ant\* problem]
- 34 The [insecticide] [gel] [bait] attracts ants\* in search of food and water [to the bait] [to the strip]
- 35 [COMBAT®] [insecticide] [Bait][s] [gel] [strips] [contain][s] [food and water] [for ants\*] [ants\* seek] [but] do not spill
- 36 Fast killing formula
- 37 Fast control [of ants\*] [in] [as little as] [3-5 days]
- 38 Starts [working] [killing] [ants\*] in hours
- 39 COMBAT® [**Combat Flik A or alternate brand name**] [ant killing] [gel] [bait] [strips] kill[s] ants\* fast
- 40 Visible results overnight
- 41 Kills ants\* while you sleep
- 42 [Ant\*] [colony] [nest] [elimination] [control] in as little as 3-5 days
- 43 [Fast acting] formula [that] quickly kills ants\* [and] [the colony] [the nest]
- 44 Kills quickly and keeps on killing [ants\*] [back at the [nest][colony]]
- 45 Works in [as little as] hours and [for] up to 1 month
- 46 Long residual action [for up to 1 month]
- 47 Keeps [working] [killing ants\*] [for] up to 1 month
- 48 Provides round the clock protection [for up to 1 month]
- 49 Kill ants\* 24/7 [for up to 1 month]
- 50 Provides 24/7 [ant\*] protection [for up to 1 month]
- 51 Kills ants\* for up to 1 months
- 52 Kills ants\* continuously
- 53 Kills [ants\*] non-stop
- 54 [Ongoing] [Non-stop] ant\* control
- 55 Keeps [killing [ants\*]] [working] until [it's] [the bait is] gone
- 56 [The] Domino Effect™
- 57 [COMBAT®] [G[g]el] [bait][s] [strips] [Kill][s] [Get][s] [to] [the nest] [the colony] [ ] [the source of [the] [your] [ant] problem]
- 58 [COMBAT®] [G[g]el] [bait][s] [strips] Kill[s] [ants] [in hard-to-reach] [and] [inaccessible] [areas] [places]
- 59 [COMBAT®] [G[g]el] [bait][s] [strips] [Kill][s] [Stop][s] [Eliminate][s] ants where they [hide] [breed] [live] [nest]
- 60 [COMBAT®] [G[g]el] [bait][s] [strips] [Kill][s] [Stop][s] [Eliminate][s] [Destroy][s] ants\* you don't see
- 61 [COMBAT®] [G[g]el] [bait][s] [strips] [Kill][s] [Stop][s] [Eliminate][s] [Destroy][s] ants\* [where] you can't see them

{Note This footnote applies to all asterisks above }

\*Except for carpenter fire pharaoh and harvester ants

14/16

**Optional claims for front or back or side panel of label - continued**

- 62 [COMBAT®] [G[g]el] [bait][s] [strips] [Kill][s] [Stop][s] [Eliminate][s] [Destroy][s] ants you see and [those] [ones] you don't [see]
- 63 [COMBAT®] [G[g]el] [bait][s] [strips] [Kill][s] [Stop][s] [Eliminate][s] [Destroy][s] [the ant<sup>±</sup>] [ants<sup>±</sup> at the] source
- 64 [COMBAT®] [G[g]el] [bait][s] [strips] [Kill][s] [Stop][s] [Eliminate][s] [Destroy][s] ants<sup>±</sup> in the [nest] [colony]
- 65 [COMBAT®] [G[g]el] [bait][s] [strips] [Kill][s] [Stop][s] [Eliminate][s] [Destroy][s] the ant<sup>±</sup> [nest] [colony]
- 66 [COMBAT®] [G[g]el] [bait][s] [strips] Lets ants\* [Kill] [Stop] [Eliminate] [Destroy] [other] ants\*
- 67 [COMBAT®] [G[g]el] [bait][s] [strips] [Kill][s] [Stop][s] [Eliminate][s] [Destroy][s] [the] [queen and] [the] [entire] [ant<sup>±</sup>] [colony] [nest]
- 68 [Worker] [Forager] Ants\* [take] [share] [it] [COMBAT®] [ s ingredients] [the] [insecticide] [gel] [bait] [back to] [back at] [with] [in] the [colony] [nest] [queen<sup>±</sup>]
- 69 Ants\* share the [insecticide] [gel] [bait] [where they breed] [where they nest] [in the [nest][colony]] [ ] [killing other ants\*] [and] [destroying the [nest] [colony]]
- 70 Ants\* share the [insecticide] [gel] [bait] [where they breed] [where they nest] [in the [nest] [colony]] [ ] [killing other ants] [and] [destroying [the] [local] [your] [ant] population]
- 71 Ants\* eat the [insecticide] [gel] [bait] and die in the [nest] [colony]
- 72 Ants\* are attracted to the [insecticide] [bait] [gel] and take it back to their [nest] [colony]
- 73 Kills ants\* [&][and] the [entire] [colony] [nest]
- 74 Kills ants\* in the [colony] [nest]
- 75 [Destroys] [Kills] [the] [queen<sup>±</sup>] [and] [the] [entire] [ant<sup>±</sup>] [colony] [nest]
- 76 [This product is effective because] ants\* carry [gel] [insecticide] [bait] back [to where they live] [to the colony] [to the nest] to [destroy] [stop] [kill] [the] queen [and entire colony]
- 77 [Worker] [Forager] ants are attracted to the [insecticide] [bait] [gel] and take it back to their [colony] [nest] [ultimately] killing the queen [and the whole [colony] [nest]]
- 78 Ants\* carry [COMBAT®] [insecticide] [bait] [gel] [ingredients] [back] to the [colony] [nest] to [stop] [kill] the queen [and other ants\*] [[before they] [so they don t] invade your home [kitchen]]
- 79 Kills ants\* [at their source] [in the nest] [in the colony]
- 80 This product[']s patented action formula] kills ants
- 81 This product provides complete ant control
- 82 Kills ants\* while you sleep
- 83 Kills ants\* for 1 month
- 84 [Kills] [Stops] [Eliminates] [indoor and outdoor (adjacent to the home)] ants\*

{Note *This footnote applies to all asterisks above* }

\*Except for carpenter fire, pharaoh and harvester ants

Note **Bold, Italicized text is information for the reader and is not part of the label**  
[Bracketed information is optional text]

**Optional claims for front or back or side panel of label - continued**

- 85 [Kills] [Stops] ants\* outdoors (adjacent to the home) before they come indoors [so that they don t] [and] [invade your home]
- 86 [It even] kills ants\* [you don t see] [outside (adjacent to the home)] [to prevent more ants\* from coming inside] [invading your home]]
- 87 [Indoor and] Outdoor (adjacent to the home) [ant\*] control
- 88 [Ideal for] use with COMBAT® [**another Combat product name**]
- 89 [COMBAT®] [G[g]el] [bait] [strips] [are] [ideal for] use [in combination] with [other] COMBAT® ant bait [station][s] products [for maximum control]
- 90 [COMBAT®] [G[g]el] [bait] [strips] [are] [ideal for] use [in combination] with [other] COMBAT® ant gel[s] [products] [in syringe form] [for maximum control]
- 91 [Ideal for] use [in combination] with other COMBAT® ant [bait][s] [products] [for maximum control]
- 92 Works fast [!]
- 93 Kills fast [!]
- 94 Leaves no mess [!]
- 95 Kills the entire colony [!]

{Note *This footnote applies to all asterisks above* }  
\*Except for carpenter, fire, pharaoh and harvester ants


**Value claims**

**Value claims below are only for packs with net contents greater than 2 baits but not to exceed 24**

- Bonus Pack
- Value Pack
- [x][More]<sup>††</sup> [Free] [Bonus] Baits<sup>††</sup> [With Purchase]
- [x%] More<sup>††</sup> [Free] [Bonus] Bait(s)<sup>††</sup> [With Purchase]
- More Baits – Better Value<sup>††</sup>
- Value Pack – More Baits<sup>††</sup>
- Better Value<sup>††</sup>
- More Baits<sup>††</sup>

<sup>††</sup>vs [standard] [x] [count] [ct] [package] [pkg] [of this product]

**Bait Strip Unit Label for Combat® Flik A**




**TOP VIEW - AS IT APPEARS BEFORE STRIPS ARE BROKEN APART**

*Text below is what will appear on strip*

Combat brand logo {as it appears in the photo or similar graphics}

Peel Here



**BOTTOM VIEW - AS IT APPEARS BEFORE adhesive is removed**

*Text below is what will appear on strip Batch code will be added to the bait strip or to the label*

KEEP OUT OF REACH OF CHILDREN

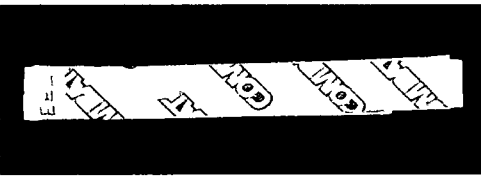
CAUTION See [Outer Carton] [Pouch] for Complete Directions & Precautions

Remove to Adhere {on small sticker before it is removed}

EPA Reg No 64240-68

EPA Est No 85632-KOR-001

ACTIVE INGREDIENT Fipronil 0.001%



**TOP VIEW - AS IT APPEARS AFTER PLACEMENT BUT NOT YET ACTIVATED**

Combat logo {as it appears in the photo or similar graphics}



**TOP VIEW - AS IT APPEARS AFTER PLACEMENT AND ACTIVATION**