

64240-3

8-18-2003

114

Please read instructions on reverse before completing form.

Form Approved. OMB No. 2070-0060. Approval expires 2-28-95



United States  
Environmental Protection Agency  
Washington, DC 20460

Registration  
 Amendment  
 Other

OPP Identifier Number  
SC0044

Application for Pesticide - Section I

1. Company/Product Number 64240-3	2. EPA Product Manager Marion Johnson	3. Proposed Classification <input type="checkbox"/> None <input type="checkbox"/> Restricted
4. Company/Product (Name) Combat Ant Killing System	PM# 10	
5. Name and Address of Applicant (Include ZIP Code) Combat Insect Control Systems c/o PS&RC; P. O. Box 493 Pleasanton, CA 94566-0803 <input type="checkbox"/> Check if this is a new address	6. Expedited Review. In accordance with FIFRA Section 3(c)(3) (b)(i), my product is similar or identical in composition and labeling to: EPA Reg. No. _____ Product Name _____	

Section - II

<input type="checkbox"/> Amendment - Explain below.	<input type="checkbox"/> Final printed labels in response to Agency letter dated _____
<input type="checkbox"/> Resubmission in response to Agency letter dated _____	<input type="checkbox"/> "Me Too" Application.
<input checked="" type="checkbox"/> Notification - Explain below.	<input type="checkbox"/> Other - Explain below.

**NOTIFICATION**  
AUG 18 2003

Explanation: Use additional page(s) if necessary. (For section I and Section II.)

Notification of non-mandatory addition of label text in accordance with PR Notice 98-10. Note: Application Instructions were simplified to reflect how they appear on the actual production label, there were no additions or deletions from the original instructions (highlighted in green). All other changes have been underlined and highlighted in yellow.

Attached are three copies of the label and the 98-10 Certification form.

Section - III

1. Material This Product Will Be Packaged In:				2. Type of Container	
Child-Resistant Packaging <input type="checkbox"/> Yes <input type="checkbox"/> No	Unit Packaging <input type="checkbox"/> Yes <input type="checkbox"/> No	Water Soluble Packaging <input type="checkbox"/> Yes <input type="checkbox"/> No		<input type="checkbox"/> Metal	<input type="checkbox"/> Plastic
* Certification must be submitted		If "Yes" Unit Packaging wgt.	No. per container	If "Yes" Package wgt	No. per container
				<input type="checkbox"/> Glass	<input type="checkbox"/> Paper
				Other (Specify) _____	
3. Location of Net Contents Information <input type="checkbox"/> Label <input type="checkbox"/> Container		4. Size(s) Retail Container		5. Location of Label Directions <input type="checkbox"/>	
6. Manner in Which Label is Affixed to Product		<input type="checkbox"/> Lithograph <input type="checkbox"/> Paper glued <input type="checkbox"/> Stenciled		<input type="checkbox"/> Other _____	

Section - IV

1. Contact Point (Complete items directly below for identification of individual to be contacted, if necessary, to process this application.)		
Name Sally S. Christopher	Title Regulatory Compliance Specialist	Telephone No. (Include Area Code) (925) 425-6737
<b>Certification</b> I certify that the statements I have made on this form and all attachments thereto are true, accurate and complete. I acknowledge that any knowingly false or misleading statement may be punishable by fine or imprisonment or both under applicable law.		6. Date Application Received (Stamp)
2. Signature <i>Sally S. Christopher</i>	3. Title Regulatory Compliance Specialist	
4. Typed Name Sally S. Christopher	5. Date August 15, 2003	

(for accompanying OPP SC0044)  
Combat® Ant Killing System  
EPA Reg. No. 64240-3

Notification of the additions of non-mandatory labeling text per PR Notice 98-10

This notification is consistent with the provisions of PR Notice 98-10 and EPA regulations at 40 CFR 152.46, and no other changes have been made to the labeling or the confidential statement of formula for this product. I understand that it is a violation of 18 U.S.C. Sec. 1001 to willfully make any false statement to EPA. I further understand that if this notification is not consistent with the terms of PR Notice 98-10 and 40 CFR 152.46, this product may be in violation of FIFRA and I may be subject to enforcement action and penalties under sections 12 and 14 of FIFRA.


*Sally S. Christopher*

Signature of Official

(Sally S. Christopher)  
Regulatory Compliance Specialist

for:  
Combat Insect Control Systems  
c/o PS&RC  
P.O. Box 493  
Pleasanton, CA 94566-0803

August 15, 2003



Note: **Bold, italicized text is information for the reader and is not part of the label.**  
[Bracketed information is optional text.] Underlined text is new.

**COMBAT**  
ANT KILLING SYSTEM


# COMBAT<sup>®</sup>

## ANT KILLING SYSTEM

COMBAT<sup>®</sup>  
ANT KILLING SYSTEM

### FOR INDOOR AND OUTDOOR USE

- KILLS THE QUEEN & ENTIRE COLONY
- ANTS CARRY BAIT BACK TO THE COLONY TO KILL THE QUEEN AND OTHER ANTS BEFORE THEY COME INSIDE YOUR HOME
- KILLS ANTS OUTDOORS BEFORE THEY COME INDOORS



DO NOT ALLOW CHILDREN OR PETS TO PLAY WITH THE BAIT STATIONS.

### CAUTION

SEE PRECAUTIONARY STATEMENT -OR- PRECAUTIONS ON  
END -OR- SIDE -OR- BOTTOM -OR- BACK PANEL.

ACTIVE INGREDIENT: Hydramethylnonf . . . . . 1.0%  
OTHER INGREDIENTS: . . . . . 99.0%  
†CAS No. 67485-29-4

- SUPER VALUE
- INSTITUTIONAL SIZE
- ECONOMY SIZE
- ECONOMY PACK
- GREAT VALUE



[or your money back]

CONTAINS X NUMBER CHILD-RESISTANT (BAIT) STATIONS -or-  
CONTAINS X NUMBER CHILD-RESISTANT (BAIT) STATIONS AND STAKES

Distributed by & ©1995 Combat Insect Control Systems  
1221 Broadway, Oakland, CA 94612 MADE IN U.S.A.

EPA Reg. No. 64240-3  
EPA Est. No. 5813-MS-01  
U.S. Patents Nos. \_\_\_\_\_ and other patents pending

TOTAL NET WT \_\_\_\_\_



[If the paperboard in this] [C]arton  
[contains] [is made from] \_\_\_\_\_% recycled fiber  
(minimum \_\_\_\_\_% post-consumer content)  
[Please Recycle Empty Carton]

COMBAT<sup>®</sup>  
ANT KILLING SYSTEM

NOTIFICATION  
AUG 18 2003

3/4

Note: Bold, italicized text is information for the reader and is not part of the label. [Bracketed information is optional text.] Underlined text is new.

**COMBAT**  
ANT KILLING SYSTEM

**DIRECTIONS FOR USE:**

- ODORLESS
- CHILD-RESISTANT
- EASY-TO-USE
- NO VAPOR, FUMES OR ODOR
- KILLS THE QUEEN AND THE ENTIRE COLONY
- NO INSECTICIDE ODOR

- KILLS COMMON OUTDOOR ANTS, INCLUDING FIRE ANTS
- ATTRACTS WORKER ANTS TO THE BAIT STATIONS
- FOR COMMON HOUSEHOLD ANTS
- **[KILLS] -OR- [FOR] COMMON HOUSEHOLD ANTS**



**PRECAUTIONARY STATEMENTS: HAZARDS TO HUMANS AND DOMESTIC ANIMALS**

**CAUTION:** Harmful if absorbed through skin. Avoid contact with eyes, skin or clothing. Wash hands before eating, drinking, chewing gum, using tobacco or using the toilet.

**First Aid: If on skin or clothing:** Take off contaminated clothing. Rinse skin immediately with plenty of water for 15-20 minutes. Call a poison control center or doctor for treatment advice. Have the product container or label with you when calling a poison control center or doctor or going for treatment. Combat [information] Helpline: 1-800-426-6228.

**GENERAL INFORMATION**

**THIS IS HOW THIS PRODUCT WORKS:**



- This product contains a totally unique insecticide ingredient which kills most ants commonly found in households. COMBAT® bait stations are effective because ants carry bait back to where they live to destroy queen and entire colony. It even kills ants you don't see outside of your home to prevent more ants from coming inside.
- This product kills the following ants which feed on sweet and greasy materials: Fire Ants, Argentine, Black Carpenter, Cornfield, Little Black, Odorous House, and Pavement Ants.
- This product is easy to use and has no insecticide odor.

**GENERAL PRECAUTIONS AND RESTRICTIONS**

Do not remove or puncture white label on bait stations.

**STORAGE AND DISPOSAL**

**STORAGE:** Store in cool, dry area [out of reach of children]. **DISPOSAL:** If empty: Do not reuse this container. Place in trash. If partly filled: Call your local solid waste agency or toll free number 1-800-CLEANUP for disposal instructions. Never place unused product down any indoor or outdoor drain.

**EFFECTIVENESS GUARANTEED:** COMBAT® stands behind this insect killing system with a full Satisfaction Guarantee. Should you have any questions regarding Combat®, please call 1-800-426-6228.

For more information, call the Combat® Labs Information Helpline at 1-800-426-6228 -or- For questions or comments, please call the Combat® Labs [Information] Helpline at 1-800-426-6228 [for more information]. -or- **[Call the Combat Helpline at 1-800-426-6228 for information.] -or- Questions or Comments? Call 1-800-426-6228.**

For questions or comments about COMBAT®, call toll free 1-800-426-6228.

**APPLICATION INSTRUCTIONS**

1. Use all X NUMBER baits. Place baits by ant trails or close to areas where ants are numerous. Place additional baits anywhere ants may gain entry indoors.
  2. Do not spray insecticide on or around the bait stations.
  3. Replace all X NUMBER baits after 3 months of use to keep ants from reappearing.
- OR-
1. Break baits apart -or- Break COMBAT bait stations apart from plastic frame. Do not remove or puncture label on bait stations. Use all X NUMBER bait stations at the same time for thorough control. -or- Break child-resistant bait feeding stations apart from the frame. Do not remove or puncture label on bait stations. For thorough ant control, use all X NUMBER stations at the same time.
  2. [Simply] place each bait station by ant trails or close to areas where ants are numerous. Inside, COMBAT can be placed in cabinets, next to food and dishes, or anywhere your ant problem occurs. Do not spray the bait stations. -or- For general control of ants outdoors and to prevent them from coming indoors, place a bait station every 15-20 feet around the perimeter of your home. Place additional [Combat] bait[s] [stations near cracks or crevices, along sills, or] anywhere ants may gain entry indoors. Do not spray insecticide on or around the bait stations.
  3. Outside your home, place additional COMBAT bait stations near cracks and crevices, along sills, or anywhere ants may gain entry. -or- Stations may be secured to the ground by pushing the stake through the hole in the corner of the station. The stake may be hammered in place if necessary. The station will be held more securely if the stake is pushed all the way in with the arm across the top of the station.
  4. Increased ant activity may be seen near the bait stations for short periods, but you can expect to see less activity within one week. For best results, do not interfere with the ants or the bait stations during its use because ants must carry bait back to the colony to kill the queen and the other ants. -or- Increased ant activity may be seen near the bait stations for short periods, but you can expect to see less activity within one week. For best results, do not interfere with the ants or the bait stations during their use because ants must carry bait back to the nest to kill the queen and the entire colony.
  5. [Indoor:] Replace all X NUMBER bait[s] [stations] after 3 months of use to keep ants from reappearing. -or- [Outdoor:] For continuous control of ants, replace all bait stations after 6 weeks of use.

Handwritten mark: A 1/4