

Note: Bold, italicized text is information for the reader and is not part of the label.
[Bracketed information is optional text.] Underlined text is new.


COMBAT
ROACH KILLING SYSTEM

COMBAT[®]

ROACH KILLING SYSTEM



Combat[®] Proud of Product



ACCEPTED
MAY 31 2002
Under The Federal Insecticide, Fungicide and
Rodenticide Act, as amended, for the
pesticide registered under
EPA Reg. No. **64240-2**

**DO NOT ALLOW CHILDREN OR PETS
TO PLAY WITH THE BAIT STATIONS**

CAUTION

See end -or- side -or- bottom -or- back panel
for additional precautionary statements

ACTIVE INGREDIENT: Hydramethylnon^t 2.0%
OTHER INGREDIENTS: 98.0%
TCAS No. 67485-29-4

EPA Reg. No. 64240-2
EPA Est. No. 5813-MS-01
U.S. Patent Nos. _____ and other patents pending.

[Kills] [For] Small Roaches
-or-
[Kills] [For] Large Roaches
Waterbugs & Palmetto Bugs

Distributed by & ©1997
COMBAT Insect Control Systems
1221 Broadway, Oakland, CA 94612
MADE IN U.S.A.



[OR YOUR MONEY BACK]

CONTAINS _____ CHILD-RESISTANT BAIT STATIONS
TOTAL NET WT _____

COMBAT
ROACH KILLING SYSTEM

[The paperboard in this] [Carton
contains] [is made from] _____ %
recycled fiber (minimum _____ %
post-consumer content).

PRECAUTIONARY STATEMENTS:

HAZARDOUS TO HUMANS AND DOMESTIC ANIMALS

CAUTION: Harmful if absorbed through skin. Avoid contact with eyes, skin or clothing. Wash hands before eating, drinking, chewing gum, using tobacco or using the toilet.

First Aid: If on skin or clothing: Take off contaminated clothing. Rinse skin immediately with plenty of water for 15-20 minutes. Call a poison control center or doctor for treatment advice. Have the product container or label with you when calling a poison control center or doctor or going for treatment. Combat (Information) Helpline: 1-800-426-6228.

R7361-13

64240-2

5-31-2002

1/4

Note: Bold, italicized text is information for the reader and is not part of the label.
 [Bracketed information is optional text.] Underlined text is new.

COMBAT

ROACH KILLING SYSTEM

DIRECTIONS FOR USE:

It is a violation of Federal Law to use this product in a manner inconsistent with its labeling.

GENERAL INFORMATION

Laboratory and home use tests prove COMBAT® provides 3 months of effective control (for small roaches).

Guaranteed to work or your money back!

This product is specially designed for small roaches.

This product is specially designed for roaches -or- [large roaches, waterbugs & palmetto bugs.] Select the right COMBAT® Roach Killing System for your roach problem by using the pictures below to identify which type of pest you have.



Large, 1" to 1-1/2" Cockroach. Habits: Primarily live and breed outdoors and enter homes in search of food. Bait station placement near potential points of entry is key.



Small, 1/2" Cockroach. Habits: Primarily live and breed in moist areas like kitchens and bathrooms. [More bait stations are required for effective control.]

If you have seen both types of cockroach in your home, it is strongly suggested that you purchase both sizes of COMBAT® Roach Killing System for effective roach control.



For more information, call the Combat® Labs Information Helpline at 1-800-426-6228. -or- [For questions or comments, please c] [C]all the Combat® Labs [Information] Helpline at 1-800-426-6228 [for more information].

THIS IS HOW COMBAT® ROACH KILLING SYSTEM WORKS:

- 1 Roaches enter the bait station and eat the bait.
- 2 Roaches return to their nest and die.
- 3 Other roaches eat them and die, creating a chain reaction.

-or-

THIS IS HOW COMBAT® WORKS:

- 1 Roaches enter the bait station and eat the bait.
- 2 Roaches take the bait back to the nest.
- 3 Roaches share the bait, killing other roaches and destroying the nest.



[THREE MONTHS OF EFFECTIVE CONTROL] - EASY TO USE - NOTHING TO ACTIVATE - NO VAPOR, FUMES OR ODOR

EFFECTIVENESS GUARANTEE: COMBAT® stands behind this roach killing system with a full Satisfaction Guarantee. Should you have any questions regarding COMBAT®, please call 1-800-426-6228.

claims for front or back:

for small roaches:

- Kills eggs and roaches at their source
- Prevents roach reproduction
- Prevents egg hatching
- As The Domino Effect™ spreads through the roach population, most roaches are killed, and still others lose their ability to produce eggs.
- This product's patented action formula kills roaches and eggs.
- This product provides complete roach control.]*
- This product disrupts the reproductive cycle of roaches.
- Kills roaches and eggs while you sleep.
- [Kill[s] roaches & eggs for 3 months.]*
- Kills roaches at their source

for large roaches:

- Kills roaches at their source
- Large bait kills large roaches
- Solves large roach problems

[* not for 6 count]

end of claims for front or back

h/c

Note: *Bold, italicized text is information for the reader and is not part of the label.*
 [Bracketed information is optional text.] Underlined text is new.

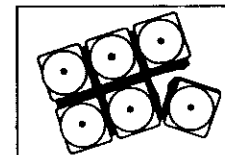
DIRECTIONS FOR USE CONTINUED:

GENERAL PRECAUTIONS AND RESTRICTIONS

Do not remove or puncture label on bait stations.

APPLICATION INSTRUCTIONS

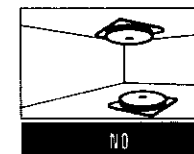
- [Remove wrapper.] Break COMBAT[®] bait stations apart. For best results use all 8 -or- 12 -or- 18 bait stations at the same time for thorough control.
-or-
- Open pouch and separate the bait stations from plastic frame. Do not remove or puncture the label on bait station. [Now the baits are ready to use.]
- Place bait stations wherever you see or have seen roaches -or- Place bait stations wherever roaches are seen – near doors and windows at least 10 bait stations in the kitchen and 2 in each bathroom (under refrigerator and appliances, inside cabinets and drawers). [Refer to diagram for other placement locations.] [As shown in diagrams to the right -or- left.] Do not use sprays or foggers around -or- on -or- near baits: they can contaminate bait stations and reduce effectiveness.
- Baits work best on horizontal surfaces touching corners and walls. Use enclosed stickers for vertical surfaces.
-or-
- Place at least 6 [or 10] bait stations in the kitchen and 1 [or 2] in each bathroom (food storage and water sources are the most common roach areas). Specific placement areas include under appliances and sinks, on floor along baseboards, near pet food storage and inside cabinets and drawers.
- Place baits wherever you see [or have seen] roaches -or- signs of roaches; severe roach problems may require 2 boxes or more. [Then place additional baits about 1 1/2 feet away. The more bait stations placed out, the more roaches find the bait. This means faster and more effective control of your roach problem. Refer to diagram for placement locations.]
- [Place properly.] Bait stations work best when touching walls or corners. [Place baits properly so that they are touching walls and corners.] Use -or- Only use enclosed stickers when placing them upside down [or on walls]. Use enclosed stickers as needed. It is not necessary to use stickers on all baits.
- Replace all _____ bait stations every 3 months, or sooner if infestation is heavy or they return, because roaches have probably eaten all of the bait [inside]. Use enclosed replacement reminder.



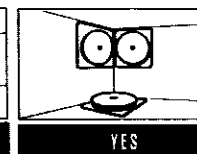
KITCHEN




BATHROOM



NO



YES



Directions for 6 count only:

- [Remove wrapper.] Break COMBAT[®] bait stations apart. Use all 6 bait stations at the same time.
- Place bait[s] [stations] wherever you see or have seen roaches -or- are seen. Do not use sprays or foggers around -or- on -or- near baits: they can contaminate bait stations and reduce effectiveness.
- Bait[s] [stations] work best [on horizontal surfaces] [when] touching corners and walls. [Place baits properly so that they are touching walls and corners.] [As shown in diagrams to the right -or- left.] Use enclosed stickers for vertical surfaces. [Only] Use enclosed stickers when placing them on walls [as needed]. It is not necessary to use stickers on all baits.
- Place stations where you have seen roaches or have seen evidences of roaches. Most common areas are the kitchen and bathroom. (Food storage and/or food preparation areas and water sources are the most common roach areas).
- Be sure to use all 6 bait stations. Severe roach problems may require you to use more than 1 box.
- Replace all 6 bait stations [at least] every three months, or sooner if roaches return, because they have probably eaten all of the bait [inside]. Use enclosed replacement reminder.

STORAGE AND DISPOSAL

STORAGE: Store in cool, dry area out of reach of children.

DISPOSAL: If empty: Do not reuse this container. Place in trash. If partly filled: Call your local solid waste agency or toll free number 1-800-CLEANUP for disposal instructions. Never place unused product down any indoor or outdoor drain.

Note: ***Bold, italicized text is information for the reader and is not part of the label.***
[Bracketed information is optional text.] Underlined text is new.

Unit Label

The artwork shown below is approximately 200% of actual size.

COMBAT

ROACH KILLING SYSTEM

THIS SIDE DOWN: This side should be placed against surface.

Note: Do not remove or puncture this label.

ACTIVE INGREDIENT: Hydramethylnonf 2.0%

OTHER INGREDIENTS: 98.0%

1CAS No. 67485-29-4

DO NOT ALLOW CHILDREN OR PETS TO PLAY WITH THE BAIT STATION.

CAUTION

DISPOSAL: *If empty:* Do not reuse this container. Place in trash. *If partly filled:* Call your local solid waste agency or toll free number 1-800-CLEANUP for disposal instructions. *Never place unused product down any indoor or outdoor drain.*

Should you have any questions regarding COMBAT[®], please call 1-800-426-6228, -or- [For questions or comments, please c] (C)all the Combat[®] [Information] Helpline at 1-800-426-6228 [for more information].

Distributed by & ©1997 Combat Insect Control Systems
1221 Broadway, Oakland, CA 94612

EPA Reg. No. 64240-2
EPA Est. No. 5813-MS-01

SEE OUTER CARTON FOR COMPLETE DIRECTIONS AND ADDITIONAL PRECAUTIONARY STATEMENTS.

NET WT. _____

R7361-13

4/17