



UNITED STATES ENVIRONMENTAL PROTECTION AGENCY  
WASHINGTON, D.C. 20460

OFFICE OF CHEMICAL SAFETY  
AND POLLUTION PREVENTION

November 9, 2018

Amy Plato Roberts  
Regulatory Affairs Manager  
Danstar Ferment AG / Lallemand Plant Care  
P.O. Box 990  
Hailey, ID 83333

Subject: Non-PRIA (Pesticide Registration Improvement Act) Labeling Amendment – To Revise and Reformat the Directions for Use and Make Other Changes to the Labeling, Including Those Requested by the EPA (e.g., Revise the Pesticide Storage Instructions) Response to the Storage Stability and Corrosion Characteristics Condition of Registration  
Product Name: PRESTOP (WG)  
EPA Registration Number: 64137-13  
Date of Applications: 10/10/2016 and 01/10/2018  
OPP Decision Numbers: 522523 and 539203

Dear Ms. Roberts:

The amended labeling referred to above, submitted in connection with registration under the Federal Insecticide, Fungicide, and Rodenticide Act (FIFRA), as amended, is acceptable.

The alternate brand name LALSTOP G46 WG has been added to the registration, and our records have been updated accordingly. This approval does not affect any terms or conditions that were previously imposed on this registration. You continue to be subject to existing terms or conditions on your registration and any deadlines connected with them.

A stamped copy of your labeling is enclosed for your records. This labeling supersedes all previously accepted labeling. You must submit one (1) copy of the final printed labeling before you release this product for shipment with the new labeling. In accordance with 40 CFR § 152.130(c), you may distribute or sell this product under the previously approved labeling for 18 months from the date of this letter. After 18 months, you may only distribute or sell this product if it bears this new revised labeling or subsequently approved labeling. “To distribute or sell” is defined under FIFRA section 2(gg) and its implementing regulation at 40 CFR § 152.3.

Should you wish to add/retain a reference to your company’s website on your label, then please be aware that the website becomes labeling under FIFRA and is subject to review by the U.S. Environmental Protection Agency (EPA). If the website is false or misleading, the product will be considered to be misbranded and sale or distribution of the product is unlawful under FIFRA section 12(a)(1)(E). 40 CFR § 156.10(a)(5) lists examples of statements the EPA may consider false or

misleading. In addition, regardless of whether a website is referenced on your product's label, claims made on the website may not substantially differ from those claims approved through the registration process. Therefore, should the EPA find or if it is brought to our attention that a website contains statements or claims substantially differing from statements or claims made in connection with obtaining a FIFRA section 3 registration, the website will be referred to the EPA's Office of Enforcement and Compliance Assurance.

Your release for shipment of this product constitutes acceptance of these terms. If these terms are not complied with, this registration will be subject to cancellation in accordance with FIFRA section 6.

Additionally, in a memorandum dated March 15, 2017 (see one of the enclosures), the EPA rated storage stability and corrosion characteristics data (MRID No. 500378-01) you submitted as acceptable "for a 15-month label shelf-life with instructions to store at 4±2°C in original packaging". Given that you have amended the PRESTOP (WG) labeling to require storage of the pesticide product under refrigerated conditions and to include a "use by" date of 15 months from production, you have fulfilled condition #3 of the September 8, 2016, PRESTOP (WG) Registration Notice.

If you have any questions, please contact Cody Kendrick by phone at (703) 347-0468 or via email at [kendrick.cody@epa.gov](mailto:kendrick.cody@epa.gov).

Sincerely,



Jeannine Kausch, Product Manager 92  
Microbial Pesticides Branch  
Biopesticides and Pollution  
Prevention Division (7511P)  
Office of Pesticide Programs

Enclosures

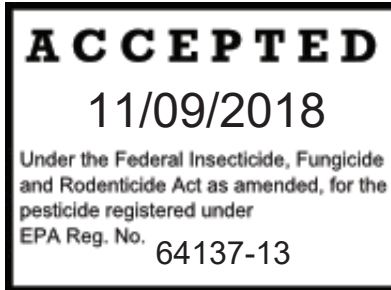
**MASTER LABEL**

**PRESTOP® (WG)**

**Alternate Brand Name: LALSTOP® G46 WG**

<b>Sublabel A: Agricultural Use</b>
<b>Sublabel B: Greenhouse Use</b>
<b>Sublabel C: Established Turf &amp; Ornamentals Use</b>
<b>Sublabel D: Home &amp; Garden Use</b>
<b>Optional Label Claims (For All Sublabels)</b>


EPA Registration No. 64137-13



**Sublabel A: Agricultural Use**

# PRESTOP® (WG)

**Alternate Brand Name: LALSTOP® G46 WG**

 (For Organic Production) (For Use in Organic Production) (Can be used in organic production) (OMRI Listed™ (logo))

**Active Ingredient:** *Gliocladium catenulatum* Strain J1446\* ..... 93.0%

**Other Ingredients:** ..... 7.0%

**Total:** ..... 100.0%

\* Contains a minimum of 1 X 10<sup>9</sup> cfu/g of active ingredient.

**KEEP OUT OF REACH OF CHILDREN  
CAUTION**

<b>FIRST AID</b>	
<b>If swallowed</b>	<ul style="list-style-type: none"><li>• Call poison control center or doctor immediately for treatment advice.</li><li>• Have person sip a glass of water if able to swallow.</li><li>• Do not induce vomiting unless told to do so by the poison control center or doctor.</li><li>• Do not give anything by mouth to an unconscious person.</li></ul>
<b>If on skin or clothing</b>	<ul style="list-style-type: none"><li>• Take off contaminated clothing.</li><li>• Rinse skin immediately with plenty of water for 15-20 minutes.</li><li>• Call a poison control center or doctor for treatment advice.</li></ul>
<b>HOTLINE NUMBER</b>	
Have the product container or label with you when calling a poison control center or doctor, or going for treatment. For medical emergencies, call the poison control center at 1-800-222-1222.	

**EPA Reg. No.:** 64137-13

**EPA Est. No.:** XXXXX-XX-XXX

**Net Weight:** XX

**(Batch)(Lot) No:** XXXX

**(Use Before:** *[Date stamped/placed on label will be 15 months from the date of manufacture]*)

**Manufactured for:**

Danstar Ferment AG / LALLEMAND PLANT CARE  
Poststrasse 30  
Zug CH-6300 Switzerland

**Marketing Company:**

Lallemand Specialties Inc. / LALLEMAND PLANT CARE  
6120 West Douglas Avenue  
Milwaukee, WI 53218  
United States  
[www.lallemandplantcare.com](http://www.lallemandplantcare.com)



**LALLEMAND PLANT CARE**

**PRESTOP® (WG);** EPA Reg. No. 64137-13

MASTER LABEL –version (12) November 9 2018

Label amendment to add crops, reformat and restructure directions for use

## PRECAUTIONARY STATEMENTS

**HAZARDS TO HUMANS AND DOMESTIC ANIMALS - CAUTION:** Harmful if swallowed or absorbed through skin. Avoid contact with skin, eyes, or clothing. Wash thoroughly with soap and water after handling and before eating, drinking, chewing gum, using tobacco, or using the toilet. Remove and wash contaminated clothing before reuse.

### PERSONAL PROTECTIVE EQUIPMENT (PPE):

Applicators and other handlers must wear:

- long-sleeved shirt and long pants
- waterproof gloves
- shoes plus socks

Mixer/loaders and applicators must wear a NIOSH-approved particulate respirator with any R or P filter with NIOSH approval number prefix TC-84A; or a NIOSH-approved powered air purifying respirator with an HE filter with NIOSH approval number prefix TC-21C. Repeated exposure to high concentrations of microbial proteins can cause allergic sensitization.

Follow the manufacturer's instructions for cleaning/maintaining PPE. If no such instructions for washables are available, use detergent and hot water. Keep and wash PPE separately from other laundry.

**ENGINEERING CONTROLS:** When handlers use closed systems or enclosed cabs in a manner that meets the requirements listed in the Worker Protection Standard (WPS) for agricultural pesticides [40 CFR 170.240(d)(4-5)], the handler PPE requirements may be reduced or modified as specified in the WPS.

**IMPORTANT:** When reduced PPE is worn because a closed system is being used, handlers must be provided all PPE specified above for "applicators and other handlers" and have such PPE immediately available for use in an emergency, such as a spill or equipment breakdown.

### USER SAFETY RECOMMENDATIONS

Users should:

- Remove clothing/PPE immediately if pesticide gets inside. Then wash thoroughly and put on clean clothing.
- Remove PPE immediately after handling this product. Wash the outside of gloves before removing. As soon as possible, wash thoroughly and change into clean clothing.

**ENVIRONMENTAL HAZARDS:** For terrestrial uses: Do not apply directly to water, or to areas where surface water is present or to intertidal areas below the mean high water mark. Do not contaminate water when disposing of equipment washwater or rinsate.

### DIRECTIONS FOR USE

It is a violation of Federal law to use this product in a manner inconsistent with its labeling. Do not apply this product in a way that will contact workers or other persons, either directly or through drift. Only protected handlers may be in the area during application. For any requirements specific to your State or Tribe, consult the State or Tribal agency responsible for pesticide regulation.

### AGRICULTURAL USE REQUIREMENTS

Use this product only in accordance with its labeling and with the Worker Protection Standard, 40 CFR Part 170. This Standard contains requirements for the protection of agricultural workers on farms, forests, nurseries, and greenhouses, and handlers of agricultural pesticides. It contains requirements for training, decontamination, notification, and emergency assistance. It also contains specific instructions and exceptions pertaining to the statements on this label about personal protective equipment (PPE) and restricted-entry interval. The requirements in this box only apply to uses of this product that are covered by the Worker Protection Standard.

Do not enter or allow worker entry into treated areas during the restricted-entry interval (REI) of 4 hours.

Do not enter or allow workers to enter the treated greenhouse or enclosed space until the ventilation requirements in 40 CFR 170.405(b)(3) have been met and the REI of 4 hours has expired. Until then, only handlers wearing the appropriate personal protective equipment can enter the greenhouse or enclosed space.

**EXCEPTION:** If the product is soil incorporated or soil injected, the Worker Protection Standard, under certain circumstances, allows workers to enter the treated area if there will be no contact with anything that has been treated.

PPE required for early entry to treated areas (that is permitted under the Worker Protection Standard and that involves contact with anything that has been treated, such as plants, soil or water) is:

- Coveralls
- Waterproof gloves
- Shoes plus socks

### NON-AGRICULTURAL USE REQUIREMENTS

The requirements in this box apply to uses of this product that are **not** within the scope of the Worker Protection Standard for agricultural pesticides (40 CFR Part 170). The WPS applies when this product is used to produce agricultural plants on farms, forests, nurseries, or greenhouses.

Keep unprotected persons out of treated areas until sprays have dried.

[\*Not for Use in California]

### PRODUCT INFORMATION

PRESTOP® (WG) controls seed-borne and soil-borne plant diseases such as damping-off, root and stem rot, and wilt caused by *Alternaria*[\*], *Bipolaris*[\*], *Botrytis*, *Cladosporium*[\*], *Colletotrichum*[\*], *Fusarium*, *Mycosphaerella*[\*], *Penicillium*[\*], *Phytophthora*, *Plasmodiophora*[\*], *Plicaria*[\*], *Pyrenochaeta*[\*], *Pythium*, *Rhizoctonia*[\*], *Sclerotinia*[\*] and *Verticillium*[\*]; certain storage diseases caused by *Helminthosporium*[\*] and *Rhizoctonia*[\*]; and foliar diseases like grapevine trunk diseases[\*] (several pathogens) as well as diseases caused by *Alternaria*[\*], *Anthracoze (Colletotrichum)*[\*], *Bipolaris*[\*], *Botrytis*, *Cladosporium*[\*], *Didymella*, *Fusarium*, *Monilinia*[\*], *Mycosphaerella*[\*], *Penicillium*[\*] and *Sclerotinia*[\*] on (greenhouse or field-grown) vegetables, herbs, ornamentals, flowering plants, bedding plants, berries, cereals, legumes, pome and stone fruits, nut trees, tree and forest seedlings, turf and other labeled crops.

PRESTOP® (WG); EPA Reg. No. 64137-13

MASTER LABEL –version (12) November 9 2018

Label amendment to add crops, reformat and restructure directions for use

Page 4 of 50

PRESTOP® (WG) also suppresses powdery mildew symptoms on these (greenhouse or field-grown) crops[\*].

**USE INSTRUCTIONS**

Apply PRESTOP® (WG) by spraying or drenching the growth substrate, by incorporation into the growth substrate, as a foliar spray, by fogging, or by hydroponic or chemigation application in the field or greenhouse as an aqueous suspension.

PRESTOP® (WG) has been evaluated for phytotoxicity on a variety of crops under various normal growing conditions. However, testing all crop varieties, in all mixtures and combinations, is not feasible. Prior to treating entire crop, test a small portion of the crop for sensitivity.

**Tank mixing**

Do not combine PRESTOP® (WG) in the spray tank with other pesticides, surfactants, adjuvants, or fertilizers if there has been no previous experience or use of the combination to show it is physically compatible, effective, and non-injurious under your use conditions. Observe the most restrictive of the labeling limitations and precautions of all products used in mixtures.

To ensure compatibility of tank-mix combinations, they must be evaluated prior to use. To determine the physical compatibility of this product with other products, use a jar test. Using a quart jar, add the proportionate amounts of the products to one quart of water with agitation. Add dry formulations first, then flowables, and then emulsifiable concentrates last. After thoroughly mixing, let this mixture stand for 5 minutes. If the combination remains mixed or can be readily remixed, it is physically compatible. Once compatibility has been proven, use the same procedure for adding required ingredients to the spray tank.

**Surfactants** are not generally needed. A non-ionic surfactant may be used in combination with PRESTOP® (WG) for crops with waxy/hard-to-wet leaf surfaces.

**Integrated Pest Control Programs:** PRESTOP® (WG) can be used in integrated pest control programs. Always check the compatibility of PRESTOP® (WG) with other biological fungicides or chemical pesticides with the local distributor.

**APPLICATION RATES**

**Pre-harvest Interval (PHI) = 0 days**

CROP	APPLICATION METHOD	APPLICATION RATE, TIMING, FREQUENCY AND OTHER APPLICATION INSTRUCTIONS
<i>Beans, Lentils, and Peas</i>	Foliar Spray	<p>0.33 oz. PRESTOP® (WG) per 5 gallons of water (0.05% suspension). Repeat applications every 3 – 6 weeks depending on disease pressure. See FOLIAR APPLICATION INSTRUCTIONS CHART for the amount of PRESTOP® (WG)/acre.</p> <p>For fogging (cold fogging only) – Make a 0.1% suspension (0.13 oz. PRESTOP® (WG) per gallon of water) and apply as a fog at a rate of 0.6 – 1 gallon of suspension per every 10,000 sq. ft. of crop area.</p>



	In-Furrow	0.45 – 0.90 lbs. PRESTOP® (WG)/acre. Apply in 5 – 25 gallons of water per acre as a directed spray into the seed furrow just before seeds are covered. Use high rate for high disease pressure and/or high plant density.
	Field Chemigation (Drip or Sprinkler)	0.45 – 0.90 lbs. PRESTOP® (WG)/acre. Make first application immediately after seeding/transplanting and repeat at a 3- to 6-week interval. Use high rate for high disease pressure and/or high plant density. See CHEMIGATION USE DIRECTIONS.
<b>Berries and Small Fruits, including:</b> Blackberry Blueberry Cranberry Currant Elderberry Gooseberry Huckleberry Kiwifruit Loganberry Raspberry Strawberry Grape (e.g., Table and Wine)	Greenhouse or Nursery Soil/Media Drench	0.33 oz. PRESTOP® (WG) per 2.5 gallons of water (0.1% suspension). Repeat applications every 3 weeks depending on disease pressure.
	Growing Media Incorporation	0.33 oz. PRESTOP® (WG) per 5 gallons of water (0.05% suspension). Store treated growing media below 77°F and use within 3 weeks after preparation.
	Cuttings, Bare Root or Transplant Dip or Drench	0.1 oz. PRESTOP® (WG) in 1 gallon of water (0.075% suspension).
	Greenhouse Chemigation	0.16 – 0.33 oz. PRESTOP® (WG) per 1000 sq. ft. Make first application immediately after seeding/transplanting and repeat at a 3- to 6-week interval. Use high rate for high disease pressure and/or high plant density. See CHEMIGATION USE DIRECTIONS.
	Foliar Spray	0.33 oz. PRESTOP® (WG) per 5 gallons of water (0.05% suspension). Repeat applications every 3 – 6 weeks depending on disease pressure. See FOLIAR APPLICATION INSTRUCTIONS CHART for the amount of PRESTOP® (WG)/acre.  For fogging (cold fogging only) – Make a 0.1% suspension (0.13 oz. PRESTOP® (WG) per gallon of water) and apply as a fog at a rate of 0.6 – 1 gallon of suspension per every 10,000 sq. ft. of crop area.
	Field Chemigation (Drip or Sprinkler)	0.45 – 0.90 lbs. PRESTOP® (WG)/acre. Make first application immediately after seeding/transplanting and repeat at a 3- to 6-week interval. Use high rate for high disease pressure and/or high plant density. See CHEMIGATION USE DIRECTIONS.
<b>Cereal Grain, Forage, Oilseed, and</b>	Foliar Spray	0.33 oz. PRESTOP® (WG) per 5 gallons of water (0.05% suspension). Repeat applications every 3 – 6 weeks depending on disease pressure. See



<b>Soybean Crops, including:</b> Alfalfa Barley Canola Corn Millet Oats Rice Rye Sorghum Soybean Triticale Wheat		FOLIAR APPLICATION INSTRUCTIONS CHART for the amount of PRESTOP® (WG)/acre.  For fogging (cold fogging only) – Make a 0.1% suspension (0.13 oz. PRESTOP® (WG) per gallon of water) and apply as a fog at a rate of 0.6 – 1 gallon of suspension per every 10,000 sq. ft. of crop area.
	In-Furrow	0.45 – 0.90 lbs. PRESTOP® (WG)/acre. Apply in 5 – 25 gallons of water per acre as a directed spray into the seed furrow just before seeds are covered. Use high rate for high disease pressure and/or high plant density.
	Field Chemigation (Drip or Sprinkler)	0.45 – 0.90 lbs. PRESTOP® (WG)/acre. Make first application immediately after seeding/transplanting and repeat at a 3- to 6-week interval. Use high rate for high disease pressure and/or high plant density. See CHEMIGATION USE DIRECTIONS.
<b>Citrus Fruits, including:</b> Citrus Hybrids Grapefruit Kumquat Lemon Lime Orange Pummelo Satsuma Mandarin	Greenhouse or Nursery Soil/Media Drench	0.33 oz. PRESTOP® (WG) per 2.5 gallons of water (0.1% suspension). Repeat applications every 3 weeks depending on disease pressure.
	Growing Media Incorporation	0.33 oz. PRESTOP® (WG) per 5 gallons of water (0.05% suspension). Store treated growing media below 77°F and use within 3 weeks after preparation.
	Cuttings, Bare Root or Transplant Dip or Drench	0.1 oz. PRESTOP® (WG) in one gallon of water (0.075% suspension).
	Greenhouse Chemigation	0.16 – 0.33 oz. PRESTOP® (WG) per 1000 sq. ft. Make first application immediately after seeding/transplanting and repeat at a 3- to 6-week interval. Use high rate for high disease pressure and/or high plant density. See CHEMIGATION USE DIRECTIONS.
	Foliar Spray	0.33 oz. PRESTOP® (WG) per 5 gallons of water (0.05% suspension). Repeat applications every 3 – 6 weeks depending on disease pressure. See FOLIAR APPLICATION INSTRUCTIONS CHART for the amount of PRESTOP® (WG)/acre.

		For fogging (cold fogging only) – Make a 0.1% suspension (0.13 oz. PRESTOP® (WG) per gallon of water) and apply as a fog at a rate of 0.6 – 1 gallon of suspension per every 10,000 sq. ft. of crop area.
	Field Chemigation (Drip or Sprinkler)	0.45 – 0.90 lbs. PRESTOP® (WG)/acre. Make first application immediately after seeding/transplanting and repeat at a 3- to 6-week interval. Use high rate for high disease pressure and/or high plant density. See CHEMIGATION USE DIRECTIONS.
<b><i>Cucurbit Vegetables, including:</i></b> Cucumber Cantaloupe Melon Gourd Pumpkin Squash (e.g., Winter) Watermelon	Greenhouse or Nursery Soil/Media Drench	0.33 oz. PRESTOP® (WG) per 2.5 gallons of water (0.1% suspension). Repeat applications every 3 weeks depending on disease pressure.
	Growing Media Incorporation	0.33 oz. PRESTOP® (WG) per 5 gallons of water (0.05% suspension). Store treated growing media below 77°F and use within 3 weeks after preparation.
	Transplant Dip or Drench	0.1 oz. PRESTOP® (WG) in one gallon of water (0.075% suspension)
	Greenhouse Chemigation	0.16 – 0.33 oz. PRESTOP® (WG) per 1000 sq. ft. Make first application immediately after seeding/transplanting and repeat at a 3- to 6-week interval. Use high rate for high disease pressure and/or high plant density. See CHEMIGATION USE DIRECTIONS.
	Foliar Spray	0.33 oz. PRESTOP® (WG) per 5 gallons of water (0.05% suspension). Repeat applications every 3 – 6 weeks depending on disease pressure. See FOLIAR APPLICATION INSTRUCTIONS CHART for the amount of PRESTOP® (WG)/acre.  For fogging (cold fogging only) – Make a 0.1% suspension (0.13 oz. PRESTOP® (WG) per gallon of water) and apply as a fog at a rate of 0.6 – 1 gallon of suspension per every 10,000 sq. ft. of crop area.
	Field Chemigation (Drip or Sprinkler)	0.45 – 0.90 lbs. PRESTOP® (WG)/acre. Make first application immediately after seeding/transplanting and repeat at a 3- to 6-week interval. Use high rate for high disease pressure and/or high plant density. See CHEMIGATION USE DIRECTIONS.
<b><i>Flowers, Bedding Plants, Foliage and Potted Plants, and</i></b>	Greenhouse or Nursery Soil/Media Drench	0.33 oz. PRESTOP® (WG) per 2.5 gallons of water (0.1% suspension). Repeat applications every 3 weeks depending on disease pressure.

<b>Ornamentals, including:</b> Acchillea African Violet Ageratum Alyssum Amaryllis Anemone Anthurium Aster Azalea Begonia Calceolaria Campanula Carnation Centaurea Cerastium Chrysanthemum Cineraria Coleus Cyclamen Daffodil Dahlia Daisy Delphinium Dianthus Dieffenbachia Freesia Fuchsia Gaillardia Gazania Geranium Gerbera Gladiolus Gloxinia Gypsophila Hedera Hyacinth Impatiens Iris Kalanchoe Liatris Lily Lobelia Marigold Matthiola Monarda	Growing Media Incorporation	0.33 oz. PRESTOP® (WG) per 5 gallons of water (0.05% suspension). Store treated growing media below 77°F and use within 3 weeks after preparation.
	Cuttings, Bare Root or Transplant Dip or Drench	0.1 oz. PRESTOP® (WG) in one gallon of water (0.075% suspension).
	Greenhouse Chemigation	0.16 – 0.33 oz. PRESTOP® (WG) per 1000 sq. ft. Make first application immediately after seeding/transplanting and repeat at a 3- to 6-week interval. Use high rate for high disease pressure and/or high plant density. See CHEMIGATION USE DIRECTIONS.
	Foliar Spray	0.33 oz. PRESTOP® (WG) per 5 gallons of water (0.05% suspension). Repeat applications every 3 – 6 weeks depending on disease pressure. See FOLIAR APPLICATION INSTRUCTIONS CHART for the amount of PRESTOP® (WG)/acre.  For fogging (cold fogging only) – Make a 0.1% suspension (0.13 oz. PRESTOP® (WG) per gallon of water) and apply as a fog at a rate of 0.6 – 1 gallon of suspension per every 10,000 sq. ft. of crop area.
	Field Chemigation (Drip or Sprinkler)	0.45 – 0.90 lbs. PRESTOP® (WG)/acre. Make first application immediately after seeding/transplanting and repeat at a 3- to 6-week interval. Use high rate for high disease pressure and/or high plant density. See CHEMIGATION USE DIRECTIONS.

Nigella Pansy Pelargonium Petunia Phlox Poinsettia Poppy Primrose Rhododendron Rose Rudbeckia Salvia Senecio Sinningia Statice Sweet Pea Tulip Verbena Vinca Zinnia		
<b>Fruiting Vegetables, including:</b> Eggplant Pepper (e.g., Bell, Sweet, and Hot) Okra Tomatillo Tomato	Greenhouse or Nursery Soil/Media Drench	0.33 oz. PRESTOP® (WG) per 2.5 gallons of water (0.1% suspension). Repeat applications every 3 weeks depending on disease pressure.
	Growing Media Incorporation	0.33 oz. PRESTOP® (WG) per 5 gallons of water (0.05% suspension). Store treated growing media below 77°F and use within 3 weeks after preparation.
	Transplant Dip or Drench	0.1 oz. PRESTOP® (WG) in one gallon of water (0.075% suspension).
	Greenhouse Chemigation	0.16 – 0.33 oz. PRESTOP® (WG) per 1000 sq. ft. Make first application immediately after seeding/transplanting and repeat at a 3- to 6-week interval. Use high rate for high disease pressure and/or high plant density. See CHEMIGATION USE DIRECTIONS.
	Foliar Spray	0.33 oz. PRESTOP® (WG) per 5 gallons of water (0.05% suspension). Repeat applications every 3 – 6 weeks depending on disease pressure. See FOLIAR APPLICATION INSTRUCTIONS CHART for the amount of PRESTOP® (WG)/acre.  For fogging (cold fogging only) – Make a 0.1% suspension (0.13 oz. PRESTOP® (WG) per gallon of water) and apply as a fog at a rate of 0.6 – 1 gallon of suspension per every 10,000 sq. ft. of crop area.

	Field Chemigation (Drip or Sprinkler)	0.45 – 0.90 lbs. PRESTOP® (WG)/acre. Make first application immediately after seeding/transplanting and repeat at a 3- to 6-week interval. Use high rate for high disease pressure and/or high plant density. See CHEMIGATION USE DIRECTIONS.
<b>Herbs, Spices, and Mints, including:</b> Aniseed Basil Caraway Chive Dill Fennel Lavender Marjoram Oregano Parsley Rosemary Sage Savory Thyme	Greenhouse or Nursery Soil/Media Drench	0.33 oz. PRESTOP® (WG) per 2.5 gallons of water (0.1% suspension). Repeat applications every 3 weeks depending on disease pressure.
	Growing Media Incorporation	0.33 oz. PRESTOP® (WG) per 5 gallons of water (0.05% suspension). Store treated growing media below 77°F and use within 3 weeks after preparation.
	Transplant Dip or Drench	0.1 oz. PRESTOP® (WG) in one gallon of water (0.075% suspension).
	Greenhouse Chemigation	0.16 – 0.33 oz. PRESTOP® (WG) per 1000 sq. ft. Make first application immediately after seeding/transplanting and repeat at a 3- to 6-week interval. Use high rate for high disease pressure and/or high plant density. See CHEMIGATION USE DIRECTIONS.
	Foliar Spray	0.33 oz. PRESTOP® (WG) per 5 gallons of water (0.05% suspension). Repeat applications every 3 – 6 weeks depending on disease pressure. See FOLIAR APPLICATION INSTRUCTIONS CHART for the amount of PRESTOP® (WG)/acre.  For fogging (cold fogging only) – Make a 0.1% suspension (0.13 oz. PRESTOP® (WG) per gallon of water) and apply as a fog at a rate of 0.6 – 1 gallon of suspension per every 10,000 sq. ft. of crop area.
	Field Chemigation (Drip or Sprinkler)	0.45 – 0.90 lbs. PRESTOP® (WG)/acre. Make first application immediately after seeding/transplanting and repeat at a 3- to 6-week interval. Use high rate for high disease pressure and/or high plant density. See CHEMIGATION USE DIRECTIONS.

<p><b>Hydroponic Crops:</b> Cucumber Lettuce and Other Leafy Greens Herbs and Spices Tomato Strawberry</p>	<p>Injection into Hydroponic Systems</p>	<p>Apply PRESTOP® (WG) by injection into hydroponic NFT, ebb-and-flow and rockwool applications with each water change or every 5 – 7 days depending on disease pressure. Presoak transplants in the same solution mix.</p> <p>Rate for NFT and ebb-and-flow applications: 0.09 oz. PRESTOP® (WG) per 1000 plants, 0.002 oz. PRESTOP® (WG)/100 sq. ft.</p> <p>Rate for rockwool applications: 0.7 – 0.9 oz. PRESTOP® (WG) per 1000 plants, 0.013 – 0.016 oz. PRESTOP® (WG)/100 sq. ft.</p>
<p><b>Leafy Vegetables, Brassica (Cole) Leafy Vegetables, and Other Vegetables, including:</b> LEAFY VEGETABLES - Arugula Celery Endive Fennel Lettuce (e.g., Head and Leaf) Parsley Radicchio Rhubarb Spinach Swiss Chard Watercress</p> <p>BRASSICA (COLE) LEAFY VEGETABLES - Broccoli Brussels Sprouts Cabbage Cauliflower</p>	<p>Greenhouse or Nursery Soil/Media Drench</p>	<p>0.33 oz. PRESTOP® (WG) per 2.5 gallons of water (0.1% suspension). Repeat applications every 3 weeks depending on disease pressure.</p>
	<p>Growing Media Incorporation</p>	<p>0.33 oz. PRESTOP® (WG) per 5 gallons of water (0.05% suspension). Store treated growing media below 77°F and use within 3 weeks after preparation.</p>
	<p>Transplant Dip or Drench</p>	<p>0.1 oz. PRESTOP® (WG) in one gallon of water (0.075% suspension).</p>
	<p>Greenhouse Chemigation</p>	<p>0.16 – 0.33 oz. PRESTOP® (WG) per 1000 sq. ft. Make first application immediately after seeding/transplanting and repeat at a 3- to 6-week interval. Use high rate for high disease pressure and/or high plant density. See CHEMIGATION USE DIRECTIONS.</p>
	<p>Foliar Spray</p>	<p>0.33 oz. PRESTOP® (WG) per 5 gallons of water (0.05% suspension). Repeat applications every 3 – 6 weeks depending on disease pressure. See FOLIAR APPLICATION INSTRUCTIONS CHART for the amount of PRESTOP® (WG)/acre.</p> <p>For fogging (cold fogging only) – Make a 0.1% suspension (0.13 oz. PRESTOP® (WG) per gallon of water) and apply as a fog at a rate of 0.6 – 1 gallon of suspension per every 10,000 sq. ft. of crop area.</p>

Chinese Cabbage Collards Kale Kohlrabi Mustard Greens  OTHER VEGETABLES - Asparagus	Field Chemigation (Drip or Sprinkler)	0.45 – 0.90 lbs. PRESTOP® (WG)/acre. Make first application immediately after seeding/transplanting and repeat at a 3- to 6-week interval. Use high rate for high disease pressure and/or high plant density. See CHEMIGATION USE DIRECTIONS.
<b>Peanut</b>	Foliar Spray	0.33 oz. PRESTOP® (WG) per 5 gallons of water (0.05% suspension). Repeat applications every 3 – 6 weeks depending on disease pressure. See FOLIAR APPLICATION INSTRUCTIONS CHART for the amount of PRESTOP® (WG)/acre.
	Field Chemigation (Drip or Sprinkler)	0.45 – 0.90 lbs. PRESTOP® (WG)/acre. Make first application immediately after seeding/transplanting and repeat at a 3- to 6-week interval. Use high rate for high disease pressure and/or high plant density. See CHEMIGATION USE DIRECTIONS.
<b>Pome Fruits, including:</b> Apple Pear Quince	Greenhouse or Nursery Soil/Media Drench	0.33 oz. PRESTOP® (WG) per 2.5 gallons of water (0.1% suspension). Repeat applications every 3 weeks depending on disease pressure.
	Growing Media Incorporation	0.33 oz. PRESTOP® (WG) per 5 gallons of water (0.05% suspension). Store treated growing media below 77°F and use within 3 weeks after preparation.
	Cuttings, Bare Root or Transplant Dip or Drench	0.1 oz. PRESTOP® (WG) in one gallon of water (0.075% suspension).
	Greenhouse Chemigation	0.16 – 0.33 oz. PRESTOP® (WG) per 1000 sq. ft. Make first application immediately after seeding/transplanting and repeat at a 3- to 6-week interval. Use high rate for high disease pressure and/or high plant density. See CHEMIGATION USE DIRECTIONS.
	Foliar Spray	0.33 oz. PRESTOP® (WG) per 5 gallons of water (0.05% suspension). Repeat applications every 3 – 6 weeks depending on disease pressure. See FOLIAR APPLICATION INSTRUCTIONS CHART for the amount of PRESTOP® (WG)/acre.  For fogging (cold fogging only) – Make a 0.1% suspension (0.13 oz. PRESTOP® (WG) per gallon of water) and apply as a fog at a rate of 0.6 – 1 gallon of suspension per every 10,000 sq. ft. of crop area.



	Field Chemigation (Drip or Sprinkler)	0.45 – 0.90 lbs. PRESTOP® (WG)/acre. Make first application immediately after seeding/transplanting and repeat at a 3- to 6-week interval. Use high rate for high disease pressure and/or high plant density. See CHEMIGATION USE DIRECTIONS.
<b>Stone Fruits, including:</b> Apricot Cherry (e.g., Sweet and Tart) Nectarine Peach Plum Prune (Fresh)	Greenhouse or Nursery Soil/Media Drench	0.33 oz. PRESTOP® (WG) per 2.5 gallons of water (0.1% suspension). Repeat applications every 3 weeks depending on disease pressure.
	Growing Media Incorporation	0.33 oz. PRESTOP® (WG) per 5 gallons of water (0.05% suspension). Store treated growing media below 77°F and use within 3 weeks after preparation.
	Cuttings, Bare Root or Transplant Dip or Drench	0.1 oz. PRESTOP® (WG) in one gallon of water (0.075% suspension).
	Greenhouse Chemigation	0.16 – 0.33 oz. PRESTOP® (WG) per 1000 sq. ft. Make first application immediately after seeding/transplanting and repeat at a 3- to 6-week interval. Use high rate for high disease pressure and/or high plant density. See CHEMIGATION USE DIRECTIONS.
	Foliar Spray	0.33 oz. PRESTOP® (WG) per 5 gallons of water (0.05% suspension). Repeat applications every 3 – 6 weeks depending on disease pressure. See FOLIAR APPLICATION INSTRUCTIONS CHART for the amount of PRESTOP® (WG)/acre.  For fogging (cold fogging only) – Make a 0.1% suspension (0.13 oz. PRESTOP® (WG) per gallon of water) and apply as a fog at a rate of 0.6 – 1 gallon of suspension per every 10,000 sq. ft. of crop area.
	Field Chemigation (Drip or Sprinkler)	0.45 – 0.90 lbs. PRESTOP® (WG)/acre. Make first application immediately after seeding/transplanting and repeat at a 3- to 6-week interval. Use high rate for high disease pressure and/or high plant density. See CHEMIGATION USE DIRECTIONS.
<b>Tobacco</b>	Greenhouse or Nursery Soil/Media Drench	0.33 oz. PRESTOP® (WG) per 2.5 gallons of water (0.1% suspension). Repeat applications every 3 weeks depending on disease pressure.
	Growing Media Incorporation	0.33 oz. PRESTOP® (WG) per 5 gallons of water (0.05% suspension). Store treated growing

		media below 77°F and use within 3 weeks after preparation.
	Transplant Dip or Drench	0.1 oz. PRESTOP® (WG) in one gallon of water (0.075% suspension).
	Greenhouse Chemigation	0.16 – 0.33 oz. PRESTOP® (WG) per 1000 sq. ft. Make first application immediately after seeding/transplanting and repeat at a 3- to 6-week interval. Use high rate for high disease pressure and/or high plant density. See CHEMIGATION USE DIRECTIONS.
	Foliar Spray	0.33 oz. PRESTOP® (WG) per 5 gallons of water (0.05% suspension). Repeat applications every 3 – 6 weeks depending on disease pressure. See FOLIAR APPLICATION INSTRUCTIONS CHART for the amount of PRESTOP® (WG)/acre.  For fogging (cold fogging only) – Make a 0.1% suspension (0.13 oz. PRESTOP® (WG) per gallon of water) and apply as a fog at a rate of 0.6 – 1 gallon of suspension per every 10,000 sq. ft. of crop area.
	Field Chemigation (Drip or Sprinkler)	0.45 – 0.90 lbs. PRESTOP® (WG)/acre. Make first application immediately after seeding/transplanting and repeat at a 3- to 6-week interval. Use high rate for high disease pressure and/or high plant density. See CHEMIGATION USE DIRECTIONS.
<b>Trees, Shrub Seedlings, and Shadehouse and Outdoor Nursery Crops, including:</b> Birch Deciduous Trees (e.g., Maple and Oak) Forest Trees Fruit Trees Juniper Ornamentals Pine Shrubs Spruce Vine Crops Woody Ornamentals	Greenhouse or Nursery Soil/Media Drench	0.33 oz. PRESTOP® (WG) per 2.5 gallons of water (0.1% suspension). Repeat applications every 3 weeks depending on disease pressure.
	Growing Media Incorporation	0.33 oz. PRESTOP® (WG) per 5 gallons of water (0.05% suspension). Store treated growing media below 77°F and use within 3 weeks after preparation.
	Cuttings, Bare Root or Transplant Dip or Drench	0.1 oz. PRESTOP® (WG) in one gallon of water (0.075% suspension).
	Greenhouse Chemigation	0.16 – 0.33 oz. PRESTOP® (WG) per 1000 sq. ft. Make first application immediately after seeding/transplanting and repeat at a 3- to 6-week interval. Use high rate for high disease pressure and/or high plant density. See CHEMIGATION USE DIRECTIONS.
	Foliar Spray	0.33 oz. PRESTOP® (WG) per 5 gallons of water (0.05% suspension). Repeat applications every 3 – 6 weeks depending on disease pressure. See

		<p>FOLIAR APPLICATION INSTRUCTIONS CHART for the amount of PRESTOP® (WG)/acre.</p> <p>For fogging (cold fogging only) – Make a 0.1% suspension (0.13 oz. PRESTOP® (WG) per gallon of water) and apply as a fog at a rate of 0.6 – 1 gallon of suspension per every 10,000 sq. ft. of crop area.</p>
	Field Chemigation (Drip or Sprinkler)	0.45 – 0.90 lbs. PRESTOP® (WG)/acre. Make first application immediately after seeding/transplanting and repeat at a 3- to 6-week interval. Use high rate for high disease pressure and/or high plant density. See CHEMIGATION USE DIRECTIONS.
<p><b>Tree Nuts, including:</b>  Almond  Beech Nut  Brazil Nut  Butternut  Cashew  Chestnut  Coconut  Filbert  Hickory Nut  Macadamia Nut  Pecan  Pistachio  Walnut</p>	Greenhouse or Nursery Soil/Media Drench	0.33 oz. PRESTOP® (WG) per 2.5 gallons of water (0.1% suspension). Repeat applications every 3 weeks depending on disease pressure.
	Growing Media Incorporation	0.33 oz. PRESTOP® (WG) per 5 gallons of water (0.05% suspension). Store treated growing media below 77°F and use within 3 weeks after preparation.
	Cuttings, Bare Root or Transplant Dip or Drench	0.1 oz. PRESTOP® (WG) in one gallon of water (0.075% suspension).
	Greenhouse Chemigation	0.16 – 0.33 oz. PRESTOP® (WG) per 1000 sq. ft. Make first application immediately after seeding/transplanting and repeat at a 3- to 6-week interval. Use high rate for high disease pressure and/or high plant density. See CHEMIGATION USE DIRECTIONS.
	Foliar Spray	0.33 oz. PRESTOP® (WG) per 5 gallons of water (0.05% suspension). Repeat applications every 3 – 6 weeks depending on disease pressure. See FOLIAR APPLICATION INSTRUCTIONS CHART for the amount of PRESTOP® (WG)/acre.
	In-Furrow	0.45 – 0.90 lbs. PRESTOP® (WG)/acre. Apply in 5 – 25 gallons of water per acre as a directed spray into the seed furrow just before seeds are covered. Use high rate for high disease pressure and/or high plant density.

	Field Chemigation (Drip or Sprinkler)	0.45 – 0.90 lbs. PRESTOP® (WG)/acre. Make first application immediately after seeding/transplanting and repeat at a 3- to 6-week interval. Use high rate for high disease pressure and/or high plant density. See CHEMIGATION USE DIRECTIONS.
<b>Root, Tuber, and Bulb Vegetables, including:</b> Beet (e.g., Garden and Sugar) Carrot Cassava Celeriac Chicory Chinese Artichoke Chive Dasheen Garlic Ginger Ginseng Horseradish Jerusalem Artichoke Leek Onion Parsnip Potato Radish Rutabaga Salsify Shallot Sweet Potato Turmeric Turnip Turnip-Rooted Chervil Yam	Greenhouse or Nursery Soil/Media Drench	0.33 oz. PRESTOP® (WG) per 2.5 gallons of water (0.1% suspension). Repeat applications every 3 weeks depending on disease pressure.
	Growing Media Incorporation	0.33 oz. PRESTOP® (WG) per 5 gallons of water (0.05% suspension). Store treated growing media below 77°F and use within 3 weeks after preparation.
	Transplant, Root or Bulb Dip or Drench	0.1 oz. PRESTOP® (WG) in one gallon of water (0.075% suspension). Dip bulbs and tubers before planting or storage.

	Greenhouse Chemigation	0.16 – 0.33 oz. PRESTOP® (WG) per 1000 sq. ft. Make first application immediately after seeding/transplanting and repeat at a 3- to 6-week interval. Use high rate for high disease pressure and/or high plant density. See CHEMIGATION USE DIRECTIONS.
	Foliar Spray	0.33 oz. PRESTOP® (WG) per 5 gallons of water (0.05% suspension). Repeat applications every 3 – 6 weeks depending on disease pressure. See FOLIAR APPLICATION INSTRUCTIONS CHART for the amount of PRESTOP® (WG)/acre.  For fogging (cold fogging only) – Make a 0.1% suspension (0.13 oz. PRESTOP® (WG) per gallon of water) and apply as a fog at a rate of 0.6 – 1 gallon of suspension per every 10,000 sq. ft. of crop area.
	Field Chemigation (Drip or Sprinkler)	0.45 – 0.90 lbs. PRESTOP® (WG)/acre. Make first application immediately after seeding/transplanting and repeat at a 3- to 6-week interval. Use high rate for high disease pressure and/or high plant density. See CHEMIGATION USE DIRECTIONS.
<b>Turf, including:</b> Lawns Turf Grown for Seed and Sod Turf Greens Sod Farms	Foliar Spray	0.33 oz. PRESTOP® (WG) per 5 gallons of water (0.05% suspension). Repeat applications every 3 – 6 weeks depending on disease pressure. See FOLIAR APPLICATION INSTRUCTIONS CHART for the amount of PRESTOP® (WG)/acre.
	Field Chemigation (Drip or Sprinkler)	0.45 – 0.90 lbs. PRESTOP® (WG)/acre. Make first application immediately after seeding/transplanting and repeat at a 3- to 6-week interval. Use high rate for high disease pressure and/or high plant density. See CHEMIGATION USE DIRECTIONS.
<b>Miscellaneous Crops</b> Avocado Banana Coffee Globe Artichoke Hops Mushrooms Papaya Plantain Other Flowering Plants and Bedding	Greenhouse or Nursery Soil/Media Drench	0.33 oz. PRESTOP® (WG) per 2.5 gallons of water (0.1% suspension). Repeat applications every 3 weeks depending on disease pressure.
	Growing Media Incorporation	0.33 oz. PRESTOP® (WG) per 5 gallons of water (0.05% suspension). Store treated growing media below 77°F and use within 3 weeks after preparation.
	Cuttings, Bare Root or Transplant Dip or Drench	0.1 oz. PRESTOP® (WG) in one gallon of water (0.075% suspension).
	Greenhouse Chemigation	0.16 – 0.33 oz. PRESTOP® (WG) per 1000 sq. ft. Make first application immediately after

Plants		seeding/transplanting and repeat at a 3- to 6-week interval. Use high rate for high disease pressure and/or high plant density. See CHEMIGATION USE DIRECTIONS.
	Foliar Spray	0.33 oz. PRESTOP® (WG) per 5 gallons of water (0.05% suspension). Repeat applications every 3 – 6 weeks depending on disease pressure. See FOLIAR APPLICATION INSTRUCTIONS CHART for the amount of PRESTOP® (WG)/acre.  For fogging (cold fogging only) – Make a 0.1% suspension (0.13 oz. PRESTOP® (WG) per gallon of water) and apply as a fog at a rate of 0.6 – 1 gallon of suspension per every 10,000 sq. ft. of crop area.
	Field Chemigation (Drip or Sprinkler)	0.45 – 0.90 lbs. PRESTOP® (WG)/acre. Make first application immediately after seeding/transplanting and repeat at a 3- to 6-week interval. Use high rate for high disease pressure and/or high plant density. See CHEMIGATION USE DIRECTIONS.

### PREPARING AN AQUEOUS SUSPENSION OF PRESTOP® (WG)

To prepare an aqueous suspension of PRESTOP® (WG), mix product in a small volume of water such as 1/2 gallon (e.g., 0.35 oz. of PRESTOP® (WG) per 1/2 gallon of water). For best results, let the suspension stand 30 minutes. Agitate sufficiently to evenly disperse product before diluting to final volume. Apply the aqueous suspension as a dip, drench or spray or via drip or sprinkler chemigation or incorporation in potting media. Use the aqueous suspension within 1 day of preparation. Examples of mixing ratios of PRESTOP® (WG) with water are as follows:

Concentration of PRESTOP® (WG) Suspension	Ounces (oz.) of PRESTOP® (WG)	Gallons of Water	Grams (g) of PRESTOP® (WG)	Liters (L) of Water
0.01%	0.33	25	10	100
0.05%		5		20
0.1%		2.5		10
0.25%		1		4

### FOLIAR APPLICATION INSTRUCTIONS CHART

Foliar Spray: 0.33 oz. PRESTOP® (WG) per 5 gallons of water (0.05% suspension). When using ultra-low volume sprayers, use a maximum pressure of 0.05 psi and a minimum nozzle size of 80 microns.

<b>Foliar Spray Solution Volume</b>	<b>PRESTOP® (WG) (0.05% suspension)</b>
-------------------------------------	---

(Gallons/Acre)	Ounces (oz.)/Acre	Pounds (lbs.)/Acre	Grams per Acre
10	0.66	0.041	18.71
30	1.98	0.123	56.13
50	3.30	0.206	93.55
75	4.95	0.309	140.33
100	6.60	0.413	187.11
200	13.20	0.825	374.21
400	26.40	1.650	748.43

Foliar Spray Solution Volume (Gallons/1000 Square Feet)	PRESTOP® (WG) (0.05% suspension)	
	Ounces (oz.)/1000 Square Feet (sq. ft.)	Grams per 1000 Square Feet (sq. ft.)
0.5	0.033	0.94
1.0	0.066	1.87
2.0	0.132	3.74
3.0	0.198	5.61
4.0	0.264	7.48
5.0	0.330	9.36

#### FOGGING APPLICATION INSTRUCTIONS

Use cold fogging systems only. Use a pressure of 0.036 psi and nozzle size of 100 – 150 microns.

#### CHEMIGATION USE DIRECTIONS

##### General Requirements

- 1) Apply this product only through sprinkler, including center pivot, lateral move, end tow, side (wheel) roll, traveler, big gun, solid set, or hand move, or drip (trickle) irrigation systems. Do not apply this product through any other type of irrigation system.
- 2) Crop injury, lack of effectiveness, or illegal pesticide residues in the crop can result from non-uniform distribution of treated water.
- 3) If you have questions about calibration, you should contact State Extension Service specialists, equipment manufacturers or other experts.
- 4) Do not connect an irrigation system (including greenhouse systems) used for pesticide application to a public water system unless the pesticide label-prescribed safety devices for public water systems are in place.
- 5) A person knowledgeable of the chemigation system and responsible for its operation, or under the supervision of the responsible person, shall shut the system down and make necessary adjustments should the need arise.

##### Specific Requirements for Chemigation Systems Connected to Public Water Systems

- 1) Public water system means a system for the provision to the public of piped water for human consumption if such system has at least 15 service connections or regularly serves an average of at least 25 individuals daily at least 60 days out of the year.



- 2) Chemigation systems connected to public water systems must contain a functional, reduced-pressure zone, backflow preventer (RPZ) or the functional equivalent in the water supply line upstream from the point of pesticide introduction. As an option to the RPZ, the water from the public water system should be discharged into a reservoir tank prior to pesticide introduction. There shall be a complete physical break (air gap) between the flow outlet end of the fill pipe and the top or overflow rim of the reservoir tank of at least twice the inside diameter of the fill pipe.
- 3) The pesticide injection pipeline must contain a functional, automatic, quick-closing check valve to prevent the flow of fluid back toward the injection pump.
- 4) The pesticide injection pipeline must contain a functional, normally closed, solenoid-operated valve located on the intake side of the injection pump and connected to the system interlock to prevent fluid from being withdrawn from the supply tank when the irrigation system is either automatically or manually shut down.
- 5) The system must contain functional interlocking controls to automatically shut off the pesticide injection pump when the water pump motor stops, or in cases where there is no water pump, when the water pressure decreases to the point where pesticide distribution is adversely affected.
- 6) Systems must use a metering pump, such as a positive displacement injection pump (e.g., diaphragm pump) effectively designed and constructed of materials that are compatible with pesticides and capable of being fitted with a system interlock.
- 7) Do not apply when wind speed favors drift beyond the area intended for treatment.

#### **Specific Requirements for Sprinkler and Drip (Trickle) Chemigation**

- 1) The system must contain a functional check valve, vacuum relief valve and low pressure drain appropriately located on the irrigation pipeline to prevent water source contamination from backflow.
- 2) The pesticide injection pipeline must contain a functional, automatic, quick-closing check valve to prevent the flow of fluid back toward the injection pump.
- 3) The pesticide injection pipeline must also contain a functional, normally closed, solenoid-operated valve located on the intake side of the injection pump and connected to the system interlock to prevent fluid from being withdrawn from the supply tank when the irrigation system is either automatically or manually shut down.
- 4) The system must contain functional interlocking controls to automatically shut off the pesticide injection pump when the water pump motor stops.
- 5) The irrigation line or water pump must include a functional pressure switch that will stop the water pump motor when the water pressure decreases to the point where pesticide distribution is adversely affected.
- 6) Systems must use a metering pump, such as a positive displacement injection pump (e.g., diaphragm pump) effectively designed and constructed of materials that are compatible with pesticides and capable of being filled with a system interlock.
- 7) Do not apply when wind speed favors drift beyond the area intended for treatment.

#### **Application Instructions for All Types of Chemigation**

- 1) Remove scale, pesticide residues, and other foreign matter from the chemical supply tank and entire injector system. Flush with clean water. Failure to provide a clean tank, void of scale or residues, may cause product to lose effectiveness or strength.
- 2) Determine the treatment rates as indicated in the directions for use and make proper dilutions.

- 3) Make sufficient stock solution of PRESTOP® (WG) to allow for even injection into irrigation systems during the irrigation cycle. For preparing a stock solution, use clean water with a neutral pH and devoid of salts and chemicals.
- 4) Prepare a solution in the chemical tank by filling the tank with the required water and then adding product as required. Utilize agitation to keep solution in suspension. Apply continuously for the duration of the water application.
- 5) Apply in sufficient amount of water to move into root zone. Repeat every 3 – 6 weeks for disease control, depending on disease pressure and new plant growth.
- 6) When applying through sprinkler irrigation systems for soil-borne disease control, use the high rate and time the application for the early stages of crop growth when crop canopy is sparse, which will allow PRESTOP® (WG)-injected water to reach the ground more efficiently.

### **STORAGE AND DISPOSAL**

Do not contaminate water, food, or feed by storage or disposal.

**Pesticide Storage:** Store unopened package under refrigerated conditions (36°F - 43°F; 2°C - 6°C). Immediately use the entire package's content after opening.

**Pesticide Disposal:** To avoid wastes, use all material in this container by application according to label directions. If wastes cannot be avoided, offer remaining product to a waste disposal facility or pesticide disposal program (often such programs are run by state or local governments or by industry).

**Container Handling:** Nonrefillable container. Do not reuse or refill this container. Completely empty bag into application equipment. Then offer for recycling if available, or dispose of empty bag in a sanitary landfill or by incineration. Do not burn, unless allowed by state and local ordinances. (For instances where state and local ordinances do allow burning: If burned, stay out of smoke.)

### **NOTICE TO USER**

Lallemand Specialties Inc. / LALLEMAND PLANT CARE warrants only that this product conforms to the product description on this label and is reasonably fit for the purposes set forth in the Directions for Use when used in accordance with them. However, ineffectiveness or other unintended consequences may result because of such factors as the use, storage or handling of the product contrary to the label instructions, all of which are beyond the control of Lallemand Specialties Inc. / LALLEMAND PLANT CARE. To the extent consistent with applicable law, Lallemand Specialties Inc. / LALLEMAND PLANT CARE shall not be liable for indirect or consequential damages resulting from the use, storage or handling of this product. LALLEMAND SPECIALTIES INC. / LALLEMAND PLANT CARE MAKES NO WARRANTIES OF MERCHANTABILITY OR FITNESS FOR A PARTICULAR PURPOSE OR ANY OTHER EXPRESS OR IMPLIED WARRANTY EXCEPT AS STATED ABOVE.

**Sublabel B: Greenhouse Use**

# PRESTOP® (WG)

**Alternate Brand Name: LALSTOP® G46 WG**



(For Organic Production) (For Use in Organic Production) (OMRI Listed™ (logo))

**Active Ingredient:** *Gliocladium catenulatum* Strain J1446\* ..... 93.0%

**Other Ingredients:** ..... 7.0%

**Total:** ..... 100.0%

\* Contains a minimum of 1 X 10<sup>9</sup> cfu/g of active ingredient.

### KEEP OUT OF REACH OF CHILDREN CAUTION

FIRST AID	
<b>If swallowed</b>	<ul style="list-style-type: none"><li>• Call poison control center or doctor immediately for treatment advice.</li><li>• Have person sip a glass of water if able to swallow.</li><li>• Do not induce vomiting unless told to do so by the poison control center or doctor.</li><li>• Do not give anything by mouth to an unconscious person.</li></ul>
<b>If on skin or clothing</b>	<ul style="list-style-type: none"><li>• Take off contaminated clothing.</li><li>• Rinse skin immediately with plenty of water for 15-20 minutes.</li><li>• Call a poison control center or doctor for treatment advice.</li></ul>
HOTLINE NUMBER	
Have the product container or label with you when calling a poison control center or doctor, or going for treatment. For medical emergencies, call the poison control center at 1-800-222-1222.	

**EPA Reg. No.:** 64137-13

**EPA Est. No.:** XXXXX-XX-XXX

**Net Weight:** XX

**(Batch)(Lot) No:** XXXX

**(Use Before:** *[Date stamped/placed on label will be 15 months from the date of manufacture]*)

**Manufactured for:**

Danstar Ferment AG / LALLEMAND PLANT CARE  
Poststrasse 30  
Zug CH-6300 Switzerland

**Marketing Company:**

Lallemand Specialties Inc. / LALLEMAND PLANT CARE  
6120 West Douglas Avenue  
Milwaukee, WI 53218  
United States  
[www.lallemandplantcare.com](http://www.lallemandplantcare.com)



**LALLEMAND PLANT CARE**

**PRESTOP® (WG);** EPA Reg. No. 64137-13

MASTER LABEL –version (12) November 9 2018

Label amendment to add crops, reformat and restructure directions for use

Page 23 of 50

## PRECAUTIONARY STATEMENTS

**HAZARDS TO HUMANS AND DOMESTIC ANIMALS - CAUTION:** Harmful if swallowed or absorbed through skin. Avoid contact with skin, eyes, or clothing. Wash thoroughly with soap and water after handling and before eating, drinking, chewing gum, using tobacco, or using the toilet. Remove and wash contaminated clothing before reuse.

### PERSONAL PROTECTIVE EQUIPMENT (PPE):

Applicators and other handlers must wear:

- long-sleeved shirt and long pants
- waterproof gloves
- shoes plus socks

Mixer/loaders and applicators must wear a NIOSH-approved particulate respirator with any R or P filter with NIOSH approval number prefix TC-84A; or a NIOSH-approved powered air purifying respirator with an HE filter with NIOSH approval number prefix TC-21C. Repeated exposure to high concentrations of microbial proteins can cause allergic sensitization.

Follow the manufacturer's instructions for cleaning/maintaining PPE. If no such instructions for washables are available, use detergent and hot water. Keep and wash PPE separately from other laundry.

### USER SAFETY RECOMMENDATIONS

Users should:

- Remove clothing/PPE immediately if pesticide gets inside. Then wash thoroughly and put on clean clothing.
- Remove PPE immediately after handling this product. Wash the outside of gloves before removing. As soon as possible, wash thoroughly and change into clean clothing.

**ENVIRONMENTAL HAZARDS:** Do not contaminate water when disposing of equipment washwater or rinsate.

### DIRECTIONS FOR USE

It is a violation of Federal law to use this product in a manner inconsistent with its labeling. Do not apply this product in a way that will contact workers or other persons, either directly or through drift. Only protected handlers may be in the area during application. For any requirements specific to your State or Tribe, consult the State or Tribal agency responsible for pesticide regulation.

### AGRICULTURAL USE REQUIREMENTS

Use this product only in accordance with its labeling and with the Worker Protection Standard, 40 CFR Part 170. This Standard contains requirements for the protection of agricultural workers on farms, forests, nurseries, and greenhouses, and handlers of agricultural pesticides. It contains requirements for training, decontamination, notification, and emergency assistance. It also contains specific instructions and exceptions pertaining to the statements on this label about personal protective equipment (PPE) and restricted-entry interval. The requirements in this box only apply to uses of this product that are covered by the Worker Protection Standard.

Do not enter or allow worker entry into treated areas during the restricted-entry interval (REI) of 4 hours.

Do not enter or allow workers to enter the treated greenhouse or enclosed space until the ventilation requirements in 40 CFR 170.405(b)(3) have been met and the REI of 4 hours has expired. Until then, only handlers wearing the appropriate personal protective equipment can enter the greenhouse or enclosed space.

**EXCEPTION:** If the product is soil incorporated or soil injected, the Worker Protection Standard, under certain circumstances, allows workers to enter the treated area if there will be no contact with anything that has been treated.

PPE required for early entry to treated areas (that is permitted under the Worker Protection Standard and that involves contact with anything that has been treated, such as plants, soil or water) is:

- Coveralls
- Waterproof gloves
- Shoes plus socks

[\*Not for Use in California]

### PRODUCT INFORMATION

PRESTOP® (WG) controls seed-borne and soil-borne plant diseases such as damping-off, root and stem rot, and wilt caused by *Alternaria*[\*], *Bipolaris*[\*], *Botrytis*, *Cladosporium*[\*], *Colletotrichum*[\*], *Fusarium*, *Mycosphaerella*[\*], *Penicillium*[\*], *Phytophthora*, *Plasmodiophora*[\*], *Plicaria*[\*], *Pyrenochaeta*[\*], *Pythium*, *Rhizoctonia*[\*], *Sclerotinia*[\*] and *Verticillium*[\*]; certain storage diseases caused by *Helminthosporium*[\*] and *Rhizoctonia*[\*]; and foliar diseases caused by *Alternaria*[\*], *Anthraxnose (Colletotrichum)*[\*], *Bipolaris*[\*], *Botrytis*, *Cladosporium*[\*], *Didymella*, *Fusarium*, *Monilinia*[\*], *Mycosphaerella*[\*], *Penicillium*[\*] and *Sclerotinia*[\*] on greenhouse-grown vegetables, herbs, ornamentals, flowering plants, bedding plants, berries, pome and stone fruits, nut trees, tree and forest seedlings, and other labeled crops. PRESTOP® (WG) also suppresses powdery mildew symptoms on these greenhouse-grown crops.

### USE INSTRUCTIONS

Apply PRESTOP® (WG) by spraying or drenching the growth substrate, by incorporation into the growth substrate, as a foliar spray, by fogging, or by hydroponic or chemigation application in the greenhouse as an aqueous suspension.

PRESTOP® (WG) has been evaluated for phytotoxicity on a variety of crops under various normal growing conditions. However, testing all crop varieties, in all mixtures and combinations, is not feasible. Prior to treating entire crop, test a small portion of the crop for sensitivity.

### Tank mixing

Do not combine PRESTOP® (WG) in the spray tank with other pesticides, surfactants, adjuvants, or fertilizers if there has been no previous experience or use of the combination to show it is physically compatible, effective, and non-injurious under your use conditions. Observe the most restrictive of the labeling limitations and precautions of all products used in mixtures.

To ensure compatibility of tank-mix combinations, they must be evaluated prior to use. To determine the physical compatibility of this product with other products, use a jar test. Using a quart jar, add the proportionate amounts of the products to one quart of water with agitation. Add dry formulations first, then flowables, and then emulsifiable concentrates last. After thoroughly mixing, let this mixture stand for 5 minutes. If the combination remains mixed or can be readily

remixed, it is physically compatible. Once compatibility has been proven, use the same procedure for adding required ingredients to the spray tank.

**Surfactants** are not generally needed. A non-ionic surfactant may be used in combination with PRESTOP® (WG) for crops with waxy/hard-to-wet leaf surfaces.

**Integrated Pest Control Programs:** PRESTOP® (WG) can be used in integrated pest control programs. Always check the compatibility of PRESTOP® (WG) with other biological fungicides or chemical pesticides with the local distributor.

## APPLICATION RATES

Pre-harvest Interval (PHI) = 0 days

CROP	APPLICATION METHOD	APPLICATION RATE, TIMING, FREQUENCY AND OTHER APPLICATION INSTRUCTIONS
<b>Berries and Small Fruits, including:</b> Blackberry Blueberry Cranberry Currant Elderberry Gooseberry Huckleberry Kiwifruit Loganberry Raspberry Strawberry Grape (e.g., Table and Wine)	Greenhouse Soil/Media Drench	0.33 oz. PRESTOP® (WG) per 2.5 gallons of water (0.1% suspension). Repeat applications every 3 weeks depending on disease pressure.
	Growing Media Incorporation	0.33 oz. PRESTOP® (WG) per 5 gallons of water (0.05% suspension). Store treated growing media below 77°F and use within 3 weeks after preparation.
	Cuttings, Bare Root or Transplant Dip or Drench	0.1 oz. PRESTOP® (WG) in 1 gallon of water (0.075% suspension).
	Greenhouse Chemigation	0.16 – 0.33 oz. PRESTOP® (WG) per 1000 sq. ft. Make first application immediately after seeding/transplanting and repeat at a 3- to 6-week interval. Use high rate for high disease pressure and/or high plant density. See CHEMIGATION USE DIRECTIONS.
	Foliar Spray	0.33 oz. PRESTOP® (WG) per 5 gallons of water (0.05% suspension). Repeat applications every 3 – 6 weeks depending on disease pressure. See FOLIAR APPLICATION INSTRUCTIONS CHART for the amount of PRESTOP® (WG)/acre.  For fogging (cold fogging only) – Make a 0.1% suspension (0.13 oz. PRESTOP® (WG) per gallon of water) and apply as a fog at a rate of 0.6 – 1 gallon of suspension per every 10,000 sq. ft. of crop area.
<b>Citrus Fruits, including:</b> Citrus Hybrids Grapefruit Kumquat	Greenhouse Soil/Media Drench	0.33 oz. PRESTOP® (WG) per 2.5 gallons of water (0.1% suspension). Repeat applications every 3 weeks depending on disease pressure.
	Growing Media Incorporation	0.33 oz. PRESTOP® (WG) per 5 gallons of water (0.05% suspension). Store treated growing



Lemon Lime Orange Pummelo Satsuma Mandarin		media below 77°F and use within 3 weeks after preparation.
	Cuttings, Bare Root or Transplant Dip or Drench	0.1 oz. PRESTOP® (WG) in one gallon of water (0.075% suspension).
	Greenhouse Chemigation	0.16 – 0.33 oz. PRESTOP® (WG) per 1000 sq. ft. Make first application immediately after seeding/transplanting and repeat at a 3- to 6-week interval. Use high rate for high disease pressure and/or high plant density. See CHEMIGATION USE DIRECTIONS.
	Foliar Spray	0.33 oz. PRESTOP® (WG) per 5 gallons of water (0.05% suspension). Repeat applications every 3 – 6 weeks depending on disease pressure. See FOLIAR APPLICATION INSTRUCTIONS CHART for the amount of PRESTOP® (WG)/acre.  For fogging (cold fogging only) – Make a 0.1% suspension (0.13 oz. PRESTOP® (WG) per gallon of water) and apply as a fog at a rate of 0.6 – 1 gallon of suspension per every 10,000 sq. ft. of crop area.
<b><i>Cucurbit Vegetables, including:</i></b> Cucumber Cantaloupe Melon Gourd Pumpkin Squash (e.g., Winter) Watermelon	Greenhouse Soil/Media Drench	0.33 oz. PRESTOP® (WG) per 2.5 gallons of water (0.1% suspension). Repeat applications every 3 weeks depending on disease pressure.
	Growing Media Incorporation	0.33 oz. PRESTOP® (WG) per 5 gallons of water (0.05% suspension). Store treated growing media below 77°F and use within 3 weeks after preparation.
	Transplant Dip or Drench	0.1 oz. PRESTOP® (WG) in one gallon of water (0.075% suspension).
	Greenhouse Chemigation	0.16 – 0.33 oz. PRESTOP® (WG) per 1000 sq. ft. Make first application immediately after seeding/transplanting and repeat at a 3- to 6-week interval. Use high rate for high disease pressure and/or high plant density. See CHEMIGATION USE DIRECTIONS.
	Foliar Spray	0.33 oz. PRESTOP® (WG) per 5 gallons of water (0.05% suspension). Repeat applications every 3 – 6 weeks depending on disease pressure. See FOLIAR APPLICATION INSTRUCTIONS CHART for the amount of PRESTOP® (WG)/acre.  For fogging (cold fogging only) – Make a 0.1% suspension (0.13 oz. PRESTOP® (WG) per gallon of water) and apply as a fog at a rate of 0.6 – 1



		gallon of suspension per every 10,000 sq. ft. of crop area.
<b>Flowers, Bedding Plants, Foliage and Potted Plants, and Ornamentals, including:</b> Acchillea African Violet Ageratum Alyssum Amaryllis Anemone Anthurium Aster Azalea Begonia Calceolaria Campanula Carnation Centaurea Cerastium Chrysanthemum Cineraria Coleus Cyclamen Daffodil Dahlia Daisy Delphinium Dianthus Dieffenbachia Freesia Fuchsia Gaillardia Gazania Geranium Gerbera Gladiolus Gloxinia Gypsophila Hedera Hyacinth Impatiens Iris Kalanchoe Liatris	Greenhouse Soil/Media Drench	0.33 oz. PRESTOP® (WG) per 2.5 gallons of water (0.1% suspension). Repeat applications every 3 weeks depending on disease pressure.
	Growing Media Incorporation	0.33 oz. PRESTOP® (WG) per 5 gallons of water (0.05% suspension). Store treated growing media below 77°F and use within 3 weeks after preparation.
	Cuttings, Bare Root or Transplant Dip or Drench	0.1 oz. PRESTOP® (WG) in one gallon of water (0.075% suspension).
	Greenhouse Chemigation	0.16 – 0.33 oz. PRESTOP® (WG) per 1000 sq. ft. Make first application immediately after seeding/transplanting and repeat at a 3- to 6-week interval. Use high rate for high disease pressure and/or high plant density. See CHEMIGATION USE DIRECTIONS.
	Foliar Spray	0.33 oz. PRESTOP® (WG) per 5 gallons of water (0.05% suspension). Repeat applications every 3 – 6 weeks depending on disease pressure. See FOLIAR APPLICATION INSTRUCTIONS CHART for the amount of PRESTOP® (WG)/acre.  For fogging (cold fogging only) – Make a 0.1% suspension (0.13 oz. PRESTOP® (WG) per gallon of water) and apply as a fog at a rate of 0.6 – 1 gallon of suspension per every 10,000 sq. ft. of crop area.

Lily Lobelia Marigold Matthiola Monarda Nigella Pansy Pelargonium Petunia Phlox Poinsettia Poppy Primrose Rhododendron Rose Rudbeckia Salvia Senecio Sinningia Statice Sweet Pea Tulip Verbena Vinca Zinnia		
<b>Fruiting Vegetables, including:</b> Eggplant Pepper (e.g., Bell, Sweet, and Hot) Okra Tomatillo Tomato	Greenhouse Soil/Media Drench	0.33 oz. PRESTOP® (WG) per 2.5 gallons of water (0.1% suspension). Repeat applications every 3 weeks depending on disease pressure.
	Growing Media Incorporation	0.33 oz. PRESTOP® (WG) per 5 gallons of water (0.05% suspension). Store treated growing media below 77°F and use within 3 weeks after preparation.
	Transplant Dip or Drench	0.1 oz. PRESTOP® (WG) in one gallon of water (0.075% suspension).
	Greenhouse Chemigation	0.16 – 0.33 oz. PRESTOP® (WG) per 1000 sq. ft. Make first application immediately after seeding/transplanting and repeat at a 3- to 6-week interval. Use high rate for high disease pressure and/or high plant density. See CHEMIGATION USE DIRECTIONS.
	Foliar Spray	0.33 oz. PRESTOP® (WG) per 5 gallons of water (0.05% suspension). Repeat applications every 3 – 6 weeks depending on disease pressure. See FOLIAR APPLICATION INSTRUCTIONS CHART for the amount of PRESTOP® (WG)/acre.

		For fogging (cold fogging only) – Make a 0.1% suspension (0.13 oz. PRESTOP® (WG) per gallon of water) and apply as a fog at a rate of 0.6 – 1 gallon of suspension per every 10,000 sq. ft. of crop area.
<b>Herbs, Spices, and Mints, including:</b> Aniseed Basil Caraway Chive Dill Fennel Lavender Marjoram Oregano Parsley Rosemary Sage Savory Thyme	Greenhouse Soil/Media Drench	0.33 oz. PRESTOP® (WG) per 2.5 gallons of water (0.1% suspension). Repeat applications every 3 weeks depending on disease pressure.
	Growing Media Incorporation	0.33 oz. PRESTOP® (WG) per 5 gallons of water (0.05% suspension). Store treated growing media below 77°F and use within 3 weeks after preparation.
	Transplant Dip or Drench	0.1 oz. PRESTOP® (WG) in one gallon of water (0.075% suspension).
	Greenhouse Chemigation	0.16 – 0.33 oz. PRESTOP® (WG) per 1000 sq. ft. Make first application immediately after seeding/transplanting and repeat at a 3- to 6-week interval. Use high rate for high disease pressure and/or high plant density. See CHEMIGATION USE DIRECTIONS.
	Foliar Spray	0.33 oz. PRESTOP® (WG) per 5 gallons of water (0.05% suspension). Repeat applications every 3 – 6 weeks depending on disease pressure. See FOLIAR APPLICATION INSTRUCTIONS CHART for the amount of PRESTOP® (WG)/acre.  For fogging (cold fogging only) – Make a 0.1% suspension (0.13 oz. PRESTOP® (WG) per gallon of water) and apply as a fog at a rate of 0.6 – 1 gallon of suspension per every 10,000 sq. ft. of crop area.
<b>Hydroponic Crops:</b> Cucumber Lettuce and Other Leafy Greens Herbs and Spices Tomato Strawberry	Injection into Hydroponic Systems	Apply PRESTOP® (WG) by injection into hydroponic NFT, ebb-and-flow and rockwool applications with each water change or every 5 – 7 days depending on disease pressure. Presoak transplants in the same solution mix.  Rate for NFT and ebb-and-flow applications: 0.09 oz. PRESTOP® (WG) per 1000 plants, 0.002 oz. PRESTOP® (WG)/100 sq. ft.  Rate for rockwool applications: 0.7 – 0.9 oz. PRESTOP® (WG) per 1000 plants, 0.013 – 0.016 oz. PRESTOP® (WG)/100 sq. ft.

<p><b>Leafy Vegetables, Brassica (Cole) Leafy Vegetables, and Other Vegetables, including:</b></p> <p>LEAFY VEGETABLES - Arugula Celery Endive Fennel Lettuce (e.g., Head and Leaf) Parsley Radicchio Rhubarb Spinach Swiss Chard Watercress</p> <p>BRASSICA (COLE) LEAFY VEGETABLES - Broccoli Brussels Sprouts Cabbage Cauliflower Chinese Cabbage Collards Kale Kohlrabi Mustard Greens</p> <p>OTHER VEGETABLES - Asparagus</p>	Greenhouse Soil/Media Drench	0.33 oz. PRESTOP® (WG) per 2.5 gallons of water (0.1% suspension). Repeat applications every 3 weeks depending on disease pressure.
	Growing Media Incorporation	0.33 oz. PRESTOP® (WG) per 5 gallons of water (0.05% suspension). Store treated growing media below 77°F and use within 3 weeks after preparation.
	Transplant Dip or Drench	0.1 oz. PRESTOP® (WG) in one gallon of water (0.075% suspension).
	Greenhouse Chemigation	0.16 – 0.33 oz. PRESTOP® (WG) per 1000 sq. ft. Make first application immediately after seeding/transplanting and repeat at a 3- to 6-week interval. Use high rate for high disease pressure and/or high plant density. See CHEMIGATION USE DIRECTIONS.
	Foliar Spray	0.33 oz. PRESTOP® (WG) per 5 gallons of water (0.05% suspension). Repeat applications every 3 – 6 weeks depending on disease pressure. See FOLIAR APPLICATION INSTRUCTIONS CHART for the amount of PRESTOP® (WG)/acre.  For fogging (cold fogging only) – Make a 0.1% suspension (0.13 oz. PRESTOP® (WG) per gallon of water) and apply as a fog at a rate of 0.6 – 1 gallon of suspension per every 10,000 sq. ft. of crop area.
<p><b>Pome Fruits, including:</b></p> <p>Apple Pear Quince</p>	Greenhouse Soil/Media Drench	0.33 oz. PRESTOP® (WG) per 2.5 gallons of water (0.1% suspension). Repeat applications every 3 weeks depending on disease pressure.
	Growing Media Incorporation	0.33 oz. PRESTOP® (WG) per 5 gallons of water (0.05% suspension). Store treated growing media below 77°F and use within 3 weeks after preparation.
	Cuttings, Bare Root or Transplant Dip or Drench	0.1 oz. PRESTOP® (WG) in one gallon of water (0.075% suspension).
	Greenhouse Chemigation	0.16 – 0.33 oz. PRESTOP® (WG) per 1000 sq. ft. Make first application immediately after seeding/transplanting and repeat at a 3- to 6-

		week interval. Use high rate for high disease pressure and/or high plant density. See CHEMIGATION USE DIRECTIONS.
	Foliar Spray	0.33 oz. PRESTOP® (WG) per 5 gallons of water (0.05% suspension). Repeat applications every 3 – 6 weeks depending on disease pressure. See FOLIAR APPLICATION INSTRUCTIONS CHART for the amount of PRESTOP® (WG)/acre.  For fogging (cold fogging only) – Make a 0.1% suspension (0.13 oz. PRESTOP® (WG) per gallon of water) and apply as a fog at a rate of 0.6 – 1 gallon of suspension per every 10,000 sq. ft. of crop area.
<b>Stone Fruits, including:</b> Apricot Cherry (e.g., Sweet and Tart) Nectarine Peach Plum Prune (Fresh)	Greenhouse Soil/Media Drench	0.33 oz. PRESTOP® (WG) per 2.5 gallons of water (0.1% suspension). Repeat applications every 3 weeks depending on disease pressure.
	Growing Media Incorporation	0.33 oz. PRESTOP® (WG) per 5 gallons of water (0.05% suspension). Store treated growing media below 77°F and use within 3 weeks after preparation.
	Cuttings, Bare Root or Transplant Dip or Drench	0.1 oz. PRESTOP® (WG) in one gallon of water (0.075% suspension).
	Greenhouse Chemigation	0.16 – 0.33 oz. PRESTOP® (WG) per 1000 sq. ft. Make first application immediately after seeding/transplanting and repeat at a 3- to 6-week interval. Use high rate for high disease pressure and/or high plant density. See CHEMIGATION USE DIRECTIONS.
	Foliar Spray	0.33 oz. PRESTOP® (WG) per 5 gallons of water (0.05% suspension). Repeat applications every 3 – 6 weeks depending on disease pressure. See FOLIAR APPLICATION INSTRUCTIONS CHART for the amount of PRESTOP® (WG)/acre.  For fogging (cold fogging only) – Make a 0.1% suspension (0.13 oz. PRESTOP® (WG) per gallon of water) and apply as a fog at a rate of 0.6 – 1 gallon of suspension per every 10,000 sq. ft. of crop area.
<b>Tobacco</b>	Greenhouse Soil/Media Drench	0.33 oz. PRESTOP® (WG) per 2.5 gallons of water (0.1% suspension). Repeat applications every 3 weeks depending on disease pressure.

	Growing Media Incorporation	0.33 oz. PRESTOP® (WG) per 5 gallons of water (0.05% suspension). Store treated growing media below 77°F and use within 3 weeks after preparation.
	Transplant Dip or Drench	0.1 oz. PRESTOP® (WG) in one gallon of water (0.075% suspension).
	Greenhouse Chemigation	0.16 – 0.33 oz. PRESTOP® (WG) per 1000 sq. ft. Make first application immediately after seeding/transplanting and repeat at a 3- to 6-week interval. Use high rate for high disease pressure and/or high plant density. See CHEMIGATION USE DIRECTIONS.
	Foliar Spray	0.33 oz. PRESTOP® (WG) per 5 gallons of water (0.05% suspension). Repeat applications every 3 – 6 weeks depending on disease pressure. See FOLIAR APPLICATION INSTRUCTIONS CHART for the amount of PRESTOP® (WG)/acre.  For fogging (cold fogging only) – Make a 0.1% suspension (0.13 oz. PRESTOP® (WG) per gallon of water) and apply as a fog at a rate of 0.6 – 1 gallon of suspension per every 10,000 sq. ft. of crop area.
<b><i>Trees, Shrub Seedlings, and Greenhouse Ornamentals, including:</i></b> Birch Deciduous Trees (e.g., Maple and Oak) Forest Trees Fruit Trees Juniper Ornamentals Pine Shrubs Spruce Vine Crops Woody Ornamentals	Greenhouse Soil/Media Drench	0.33 oz. PRESTOP® (WG) per 2.5 gallons of water (0.1% suspension). Repeat applications every 3 weeks depending on disease pressure.
	Growing Media Incorporation	0.33 oz. PRESTOP® (WG) per 5 gallons of water (0.05% suspension). Store treated growing media below 77°F and use within 3 weeks after preparation.
	Cuttings, Bare Root or Transplant Dip or Drench	0.1 oz. PRESTOP® (WG) in one gallon of water (0.075% suspension).
	Greenhouse Chemigation	0.16 – 0.33 oz. PRESTOP® (WG) per 1000 sq. ft. Make first application immediately after seeding/transplanting and repeat at a 3- to 6-week interval. Use high rate for high disease pressure and/or high plant density. See CHEMIGATION USE DIRECTIONS.
	Foliar Spray	0.33 oz. PRESTOP® (WG) per 5 gallons of water (0.05% suspension). Repeat applications every 3 – 6 weeks depending on disease pressure. See FOLIAR APPLICATION INSTRUCTIONS CHART for the amount of PRESTOP® (WG)/acre.

		For fogging (cold fogging only) – Make a 0.1% suspension (0.13 oz. PRESTOP® (WG) per gallon of water) and apply as a fog at a rate of 0.6 – 1 gallon of suspension per every 10,000 sq. ft. of crop area.
<b>Tree Nuts, including:</b> Almond Beech Nut Brazil Nut Butternut Cashew Chestnut Coconut Filbert Hickory Nut Macadamia Nut Pecan Pistachio Walnut	Greenhouse Soil/Media Drench	0.33 oz. PRESTOP® (WG) per 2.5 gallons of water (0.1% suspension). Repeat applications every 3 weeks depending on disease pressure.
	Growing Media Incorporation	0.33 oz. PRESTOP® (WG) per 5 gallons of water (0.05% suspension). Store treated growing media below 77°F and use within 3 weeks after preparation.
	Cuttings, Bare Root or Transplant Dip or Drench	0.1 oz. PRESTOP® (WG) in one gallon of water (0.075% suspension).
	Greenhouse Chemigation	0.16 – 0.33 oz. PRESTOP® (WG) per 1000 sq. ft. Make first application immediately after seeding/transplanting and repeat at a 3- to 6-week interval. Use high rate for high disease pressure and/or high plant density. See CHEMIGATION USE DIRECTIONS.
	Foliar Spray	0.33 oz. PRESTOP® (WG) per 5 gallons of water (0.05% suspension). Repeat applications every 3 – 6 weeks depending on disease pressure. See FOLIAR APPLICATION INSTRUCTIONS CHART for the amount of PRESTOP® (WG)/acre.  For fogging (cold fogging only) – Make a 0.1% suspension (0.13 oz. PRESTOP® (WG) per gallon of water) and apply as a fog at a rate of 0.6 – 1 gallon of suspension per every 10,000 sq. ft. of crop area.
<b>Root, Tuber, and Bulb Vegetables, including:</b> Beet (e.g., Garden and Sugar) Carrot Cassava Celeriac Chicory Chinese Artichoke Chive Dasheen Garlic Ginger	Greenhouse Soil/Media Drench	0.33 oz. PRESTOP® (WG) per 2.5 gallons of water (0.1% suspension). Repeat applications every 3 weeks depending on disease pressure.



Ginseng Horseradish Jerusalem Artichoke Leek Onion Parsnip Potato Radish Rutabaga Salsify Shallot Sweet Potato Turmeric Turnip Turnip-Rooted Chervil Yam		
	Growing Media Incorporation	0.33 oz. PRESTOP® (WG) per 5 gallons of water (0.05% suspension). Store treated growing media below 77°F and use within 3 weeks after preparation.
	Transplant, Root or Bulb Dip or Drench	0.1 oz. PRESTOP® (WG) in one gallon of water (0.075% suspension). Dip bulbs and tubers before planting or storage.
	Greenhouse Chemigation	0.16 – 0.33 oz. PRESTOP® (WG) per 1000 sq. ft. Make first application immediately after seeding/transplanting and repeat at a 3- to 6-week interval. Use high rate for high disease pressure and/or high plant density. See CHEMIGATION USE DIRECTIONS.
	Foliar Spray	0.33 oz. PRESTOP® (WG) per 5 gallons of water (0.05% suspension). Repeat applications every 3 – 6 weeks depending on disease pressure. See FOLIAR APPLICATION INSTRUCTIONS CHART for the amount of PRESTOP® (WG)/acre.  For fogging (cold fogging only) – Make a 0.1% suspension (0.13 oz. PRESTOP® (WG) per gallon of water) and apply as a fog at a rate of 0.6 – 1 gallon of suspension per every 10,000 sq. ft. of crop area.
<b>Miscellaneous Crops</b> Avocado Banana	Greenhouse Soil/Media Drench	0.33 oz. PRESTOP® (WG) per 2.5 gallons of water (0.1% suspension). Repeat applications every 3 weeks depending on disease pressure.

Coffee Globe Artichoke Hops Mushrooms Papaya Plantain Other Flowering Plants and Bedding Plants	Growing Media Incorporation	0.33 oz. PRESTOP® (WG) per 5 gallons of water (0.05% suspension). Store treated growing media below 77°F and use within 3 weeks after preparation.
	Cuttings, Bare Root or Transplant Dip or Drench	0.1 oz. PRESTOP® (WG) in one gallon of water (0.075% suspension).
	Greenhouse Chemigation	0.16 – 0.33 oz. PRESTOP® (WG) per 1000 sq. ft. Make first application immediately after seeding/transplanting and repeat at a 3- to 6-week interval. Use high rate for high disease pressure and/or high plant density. See CHEMIGATION USE DIRECTIONS.
	Foliar Spray	0.33 oz. PRESTOP® (WG) per 5 gallons of water (0.05% suspension). Repeat applications every 3 – 6 weeks depending on disease pressure. See FOLIAR APPLICATION INSTRUCTIONS CHART for the amount of PRESTOP® (WG)/acre.  For fogging (cold fogging only) – Make a 0.1% suspension (0.13 oz. PRESTOP® (WG) per gallon of water) and apply as a fog at a rate of 0.6 – 1 gallon of suspension per every 10,000 sq. ft. of crop area.

### PREPARING AN AQUEOUS SUSPENSION OF PRESTOP® (WG)

To prepare an aqueous suspension of PRESTOP® (WG), mix product in a small volume of water such as 1/2 gallon (e.g., 0.35 oz. of PRESTOP® (WG) per 1/2 gallon of water). For best results, let the suspension stand 30 minutes. Agitate sufficiently to evenly disperse product before diluting to final volume. Apply the aqueous suspension as a dip, drench or spray or via drip or sprinkler chemigation or incorporation in potting media. Use the aqueous suspension within 1 day of preparation. Examples of mixing ratios of PRESTOP® (WG) with water are as follows:

Concentration of PRESTOP® (WG) Suspension	Ounces (oz.) of PRESTOP® (WG)	Gallons of Water	Grams (g) of PRESTOP® (WG)	Liters (L) of Water
0.01%	0.33	25	10	100
0.05%		5		20
0.1%		2.5		10
0.25%		1		4

### FOLIAR APPLICATION INSTRUCTIONS CHART

Foliar Spray: 0.33 oz. PRESTOP® (WG) per 5 gallons of water (0.05% suspension). When using ultra-low volume sprayers, use a maximum pressure of 0.05 psi and a minimum nozzle size of 80 microns.

Foliar Spray Solution Volume (Gallons/1000 Square Feet)	PRESTOP® (WG) (0.05% suspension)	
	Ounces (oz.)/1000 Square Feet (sq. ft.)	Grams per 1000 Square Feet (sq. ft.)
0.5	0.033	0.94
1.0	0.066	1.87
2.0	0.132	3.74
3.0	0.198	5.61
4.0	0.264	7.48
5.0	0.330	9.36

### FOGGING APPLICATION INSTRUCTIONS

Use cold fogging systems only. Use a pressure of 0.036 psi and nozzle size of 100 – 150 microns.

### CHEMIGATION USE DIRECTIONS

#### General Requirements

- 1) Apply this product only through sprinkler or drip (trickle) irrigation systems. Do not apply this product through any other type of irrigation system.
- 2) Crop injury, lack of effectiveness, or illegal pesticide residues in the crop can result from non-uniform distribution of treated water.
- 3) If you have questions about calibration, you should contact State Extension Service specialists, equipment manufacturers or other experts.
- 4) Do not connect an irrigation system (including greenhouse systems) used for pesticide application to a public water system unless the pesticide label-prescribed safety devices for public water systems are in place.
- 5) A person knowledgeable of the chemigation system and responsible for its operation, or under the supervision of the responsible person, shall shut the system down and make necessary adjustments should the need arise.

#### Specific Requirements for Chemigation Systems Connected to Public Water Systems

- 1) Public water system means a system for the provision to the public of piped water for human consumption if such system has at least 15 service connections or regularly serves an average of at least 25 individuals daily at least 60 days out of the year.
- 2) Chemigation systems connected to public water systems must contain a functional, reduced-pressure zone, backflow preventer (RPZ) or the functional equivalent in the water supply line upstream from the point of pesticide introduction. As an option to the RPZ, the water from the public water system should be discharged into a reservoir tank prior to pesticide introduction. There shall be a complete physical break (air gap) between the flow outlet end of the fill pipe and the top or overflow rim of the reservoir tank of at least twice the inside diameter of the fill pipe.
- 3) The pesticide injection pipeline must contain a functional, automatic, quick-closing check valve to prevent the flow of fluid back toward the injection pump.
- 4) The pesticide injection pipeline must contain a functional, normally closed, solenoid-operated valve located on the intake side of the injection pump and connected to the system interlock to prevent fluid from being withdrawn from the supply tank when the irrigation system is either automatically or manually shut down.

- 5) The system must contain functional interlocking controls to automatically shut off the pesticide injection pump when the water pump motor stops, or in cases where there is no water pump, when the water pressure decreases to the point where pesticide distribution is adversely affected.
- 6) Systems must use a metering pump, such as a positive displacement injection pump (e.g., diaphragm pump) effectively designed and constructed of materials that are compatible with pesticides and capable of being fitted with a system interlock.
- 7) Do not apply when wind speed favors drift beyond the area intended for treatment.

#### **Specific Requirements for Sprinkler and Drip (Trickle) Chemigation**

- 1) The system must contain a functional check valve, vacuum relief valve and low pressure drain appropriately located on the irrigation pipeline to prevent water source contamination from backflow.
- 2) The pesticide injection pipeline must contain a functional, automatic, quick-closing check valve to prevent the flow of fluid back toward the injection pump.
- 3) The pesticide injection pipeline must also contain a functional, normally closed, solenoid-operated valve located on the intake side of the injection pump and connected to the system interlock to prevent fluid from being withdrawn from the supply tank when the irrigation system is either automatically or manually shut down.
- 4) The system must contain functional interlocking controls to automatically shut off the pesticide injection pump when the water pump motor stops.
- 5) The irrigation line or water pump must include a functional pressure switch that will stop the water pump motor when the water pressure decreases to the point where pesticide distribution is adversely affected.
- 6) Systems must use a metering pump, such as a positive displacement injection pump (e.g., diaphragm pump) effectively designed and constructed of materials that are compatible with pesticides and capable of being filled with a system interlock.
- 7) Do not apply when wind speed favors drift beyond the area intended for treatment.

#### **Application Instructions for All Types of Chemigation**

- 1) Remove scale, pesticide residues, and other foreign matter from the chemical supply tank and entire injector system. Flush with clean water. Failure to provide a clean tank, void of scale or residues, may cause product to lose effectiveness or strength.
- 2) Determine the treatment rates as indicated in the directions for use and make proper dilutions.
- 3) Make sufficient stock solution of PRESTOP® (WG) to allow for even injection into irrigation systems during the irrigation cycle. For preparing a stock solution, use clean water with a neutral pH and devoid of salts and chemicals.
- 4) Prepare a solution in the chemical tank by filling the tank with the required water and then adding product as required. Utilize agitation to keep solution in suspension. Apply continuously for the duration of the water application.
- 5) Apply in sufficient amount of water to move into root zone. Repeat every 3 – 6 weeks for disease control, depending on disease pressure and new plant growth.
- 6) When applying through sprinkler irrigation systems for soil-borne disease control, use the high rate and time the application for the early stages of crop growth when crop canopy is sparse, which will allow PRESTOP® (WG)-injected water to reach the ground more efficiently.

## **STORAGE AND DISPOSAL**

Do not contaminate water, food, or feed by storage or disposal.

**Pesticide Storage:** Store unopened package under refrigerated conditions (36°F - 43°F; 2°C - 6°C). Immediately use the entire package's content after opening.

**Pesticide Disposal:** To avoid wastes, use all material in this container by application according to label directions. If wastes cannot be avoided, offer remaining product to a waste disposal facility or pesticide disposal program (often such programs are run by state or local governments or by industry).

**Container Handling:** Nonrefillable container. Do not reuse or refill this container. Completely empty bag into application equipment. Then offer for recycling if available, or dispose of empty bag in a sanitary landfill or by incineration. Do not burn, unless allowed by state and local ordinances. (For instances where state and local ordinances do allow burning: If burned, stay out of smoke.)


### **NOTICE TO USER**

Lallemand Specialties Inc. / LALLEMAND PLANT CARE warrants only that this product conforms to the product description on this label and is reasonably fit for the purposes set forth in the Directions for Use when used in accordance with them. However, ineffectiveness or other unintended consequences may result because of such factors as the use, storage or handling of the product contrary to the label instructions, all of which are beyond the control of Lallemand Specialties Inc. / LALLEMAND PLANT CARE. To the extent consistent with applicable law, Lallemand Specialties Inc. / LALLEMAND PLANT CARE shall not be liable for indirect or consequential damages resulting from the use, storage or handling of this product. LALLEMAND SPECIALTIES INC. / LALLEMAND PLANT CARE MAKES NO WARRANTIES OF MERCHANTABILITY OR FITNESS FOR A PARTICULAR PURPOSE OR ANY OTHER EXPRESS OR IMPLIED WARRANTY EXCEPT AS STATED ABOVE.

**Sublabel C: Established Turf & Ornamentals Use**

# PRESTOP® (WG)

**Alternate Brand Name: LALSTOP® G46 WG**

 (For Use in Organic Lawn Care) (Can be used for organic lawn care) (OMRI Listed™ (logo))

**Active Ingredient:** *Gliocladium catenulatum* Strain J1446\* ..... 93.0%

**Other Ingredients:** ..... 7.0%

**Total:** ..... 100.0%

\* Contains a minimum of 1 X 10<sup>9</sup> cfu/g of active ingredient.

**KEEP OUT OF REACH OF CHILDREN  
CAUTION**

<b>FIRST AID</b>	
<b>If swallowed</b>	<ul style="list-style-type: none"><li>• Call poison control center or doctor immediately for treatment advice.</li><li>• Have person sip a glass of water if able to swallow.</li><li>• Do not induce vomiting unless told to do so by the poison control center or doctor.</li><li>• Do not give anything by mouth to an unconscious person.</li></ul>
<b>If on skin or clothing</b>	<ul style="list-style-type: none"><li>• Take off contaminated clothing.</li><li>• Rinse skin immediately with plenty of water for 15-20 minutes.</li><li>• Call a poison control center or doctor for treatment advice.</li></ul>
<b>HOTLINE NUMBER</b>	
Have the product container or label with you when calling a poison control center or doctor, or going for treatment. For medical emergencies, call the poison control center at 1-800-222-1222.	

**EPA Reg. No.:** 64137-13

**EPA Est. No.:** XXXXX-XX-XXX

**Net Weight:** XX

**(Batch)(Lot) No:** XXXX

**(Use Before:** *[Date stamped/placed on label will be 15 months from the date of manufacture]*)

**Manufactured for:**

Danstar Ferment AG / LALLEMAND PLANT CARE  
Poststrasse 30  
Zug CH-6300 Switzerland

**Marketing Company:**

Lallemand Specialties Inc. / LALLEMAND PLANT CARE  
6120 West Douglas Avenue  
Milwaukee, WI 53218  
United States  
[www.lallemandplantcare.com](http://www.lallemandplantcare.com)



**LALLEMAND PLANT CARE**

**PRESTOP® (WG);** EPA Reg. No. 64137-13

MASTER LABEL –version (12) November 9 2018

Label amendment to add crops, reformat and restructure directions for use

Page 40 of 50

## PRECAUTIONARY STATEMENTS

**HAZARDS TO HUMANS AND DOMESTIC ANIMALS - CAUTION:** Harmful if swallowed or absorbed through skin. Avoid contact with skin, eyes, or clothing. Wash thoroughly with soap and water after handling and before eating, drinking, chewing gum, using tobacco, or using the toilet. Remove and wash contaminated clothing before reuse.

### PERSONAL PROTECTIVE EQUIPMENT (PPE):

Applicators and other handlers must wear:

- long-sleeved shirt and long pants
- waterproof gloves
- shoes plus socks

Mixer/loaders and applicators must wear a NIOSH-approved particulate respirator with any R or P filter with NIOSH approval number prefix TC-84A; or a NIOSH-approved powered air purifying respirator with an HE filter with NIOSH approval number prefix TC-21C. Repeated exposure to high concentrations of microbial proteins can cause allergic sensitization.

Follow the manufacturer's instructions for cleaning/maintaining PPE. If no such instructions for washables are available, use detergent and hot water. Keep and wash PPE separately from other laundry.

### USER SAFETY RECOMMENDATIONS

Users should:

- Remove clothing/PPE immediately if pesticide gets inside. Then wash thoroughly and put on clean clothing.
- Remove PPE immediately after handling this product. Wash the outside of gloves before removing. As soon as possible, wash thoroughly and change into clean clothing.

**ENVIRONMENTAL HAZARDS:** For terrestrial uses: Do not apply directly to water, or to areas where surface water is present or to intertidal areas below the mean high water mark. Do not contaminate water when disposing of equipment washwater or rinsate.

### DIRECTIONS FOR USE

It is a violation of Federal law to use this product in a manner inconsistent with its labeling. Do not apply this product in a way that will contact workers or other persons, either directly or through drift. Only protected handlers may be in the area during application. For any requirements specific to your State or Tribe, consult the State or Tribal agency responsible for pesticide regulation.

Not for use on plants being grown for sale or other commercial use, for commercial seed production, or for research purposes. For use on plants intended for aesthetic purposes or climatic modification and being grown in interior plantscapes, in ornamental gardens or parks, on golf courses, or on lawns and grounds.

Keep unprotected persons out of treated areas until sprays have dried.

[\*Not for Use in California]



## PRODUCT INFORMATION

PRESTOP® (WG) controls seed-borne and soil-borne plant diseases such as damping-off, root and stem rot, and wilt caused by *Alternaria*[\*], *Botrytis*, *Colletotrichum*[\*], *Fusarium*, *Phytophthora*, *Pythium*, *Rhizoctonia*[\*], and *Sclerotinia*[\*]; and foliar diseases caused by *Alternaria*[\*], *Anthracnose (Colletotrichum)*[\*], *Fusarium*, and *Sclerotinia*[\*] on established turf and ornamentals.

For control of a broad spectrum of plant diseases, apply PRESTOP® (WG) to established turf and ornamentals in interior landscapes, in ornamental gardens or parks, on golf courses (e.g., greens, tees, fairways, and roughs), or on lawns and grounds (e.g., sports turf, commercial turf, roadsides, residential turf, and cemeteries). Ornamental plants include landscape plants, trees, shrubs, annuals, perennials, ground covers, tropical plants, and ornamental grass varieties, while turf includes all cool and warm season turfgrass varieties (e.g., Bentgrass, Bluegrass, Bermudagrass (common and hybrid), Fescue, Ryegrass, St. Augustine, Zoysia, Paspalum, and Poa Annua).

## USE INSTRUCTIONS

Apply PRESTOP® (WG) by spraying or drenching, as a foliar spray or as a chemigation application as an aqueous suspension.

PRESTOP® (WG) has been evaluated for phytotoxicity on a variety of turf and ornamentals under various normal growing conditions. However, testing all varieties, in all mixtures and combinations, is not feasible. Prior to treating entire area, test a small portion of the turf or ornamentals for sensitivity.

### Tank mixing

Do not combine PRESTOP® (WG) in the spray tank with other pesticides, surfactants, adjuvants, or fertilizers if there has been no previous experience or use of the combination to show it is physically compatible, effective, and non-injurious under your use conditions. Observe the most restrictive of the labeling limitations and precautions of all products used in mixtures.

To ensure compatibility of tank-mix combinations, they must be evaluated prior to use. To determine the physical compatibility of this product with other products, use a jar test. Using a quart jar, add the proportionate amounts of the products to one quart of water with agitation. Add dry formulations first, then flowables, and then emulsifiable concentrates last. After thoroughly mixing, let this mixture stand for 5 minutes. If the combination remains mixed or can be readily remixed, it is physically compatible. Once compatibility has been proven, use the same procedure for adding required ingredients to the spray tank.

**Surfactants** are not generally needed. A non-ionic surfactant may be used in combination with PRESTOP® (WG) for turf and ornamentals with waxy/hard-to-wet leaf surfaces.

**Integrated Pest Control Programs:** PRESTOP® (WG) can be used in integrated pest control programs. Always check the compatibility of PRESTOP® (WG) with other biological fungicides or chemical pesticides with the local distributor.

TURF APPLICATIONS				
Target Disease	Application Rate (oz. PRESTOP® (WG) per 1000 sq. ft. of turf)	Application Interval	Application Volume	Application Instructions
<b>Anthracnose[*]</b> <i>(Colletotrichum graminicola)</i> <b>Brown Patch[*]</b> <i>(Rhizoctonia spp.)</i> <b>Dollar Spot[*]</b> <i>(Sclerotinia)</i> <b>Fusarium Patch</b> <i>(Fusarium nivale)</i> <b>Pythium Blight</b> <b>Pythium Root Rot</b> <b>Pythium Crown Rot</b> <i>(Pythium spp.)</i>	0.16 - 0.33	7 – 21 days	<b>Root Diseases:</b> Spray at a rate of 2 – 4 gallons of tank mix per 1000 sq. ft. of turf (7 ½ – 15 liters of tank mix per 100 m <sup>2</sup> of turf) to ensure soil penetration.  <b>Foliar Diseases:</b> Spray at a rate of 1 – 6 gallons of tank mix per 1000 sq. ft. of turf (3.78 – 22.7 liters of tank mix per 100 m <sup>2</sup> of turf) to provide thorough coverage.	Begin applications prior to when conditions are conducive to disease development.  Continue applications throughout periods of disease and stress.

ORNAMENTAL APPLICATIONS			
Plant Material	Target Disease	Application Rate	Application Interval
<b>All Types of Ornamentals, Trees, Shrubs, And Flowering Plants</b>  Annuals Perennials Bedding Plants Ground Covers Potted Flowers Foliage Plants Woody Ornamentals Deciduous Trees & Shrubs Evergreen Trees & Shrubs Tropical Foliage Palms Container-Grown Plants	<b>Anthracnose[*]</b> <i>(Colletotrichum graminicola)</i>  <b>Stem and Root Rot[*]</b> <i>(Phytophthora)</i>  <b>Aerial Blight[*]</b> <i>(Rhizoctonia spp.)</i> <i>(Sclerotinia)</i>  <b>Damping-Off</b> <i>(Fusarium nivale)</i>  <b>Pythium Blight</b> <b>Pythium Root Rot</b> <b>Pythium Crown Rot</b> <i>(Pythium spp.)</i>  <b>Botrytis Blight and Grey Mold</b> <i>(Botrytis spp.)</i>	<b>Soil Drench:</b> Apply 13.2 oz. of PRESTOP® (WG) in 100 gallons of water. Thoroughly drench soil around plug, planting hole, tree canopy, root ball, or container.  <b>Foliar Spray:</b> Apply 6.6 oz. PRESTOP® (WG) in 100 gallons of water. Thoroughly spray foliage until runoff.	<b>New Plantings and Transplants:</b> Apply at time of planting to prevent disease. Reapply every 3 – 6 weeks through growing season.  <b>Established Plantings:</b> Apply prior to disease pressure at 3- to 6-week intervals while disease conditions persist.

## PREPARING AN AQUEOUS SUSPENSION OF PRESTOP® (WG)

To prepare an aqueous suspension of PRESTOP® (WG), mix product in a small volume of water such as 1/2 gallon (e.g., 0.35 oz. of PRESTOP® (WG) per 1/2 gallon of water). For best results, let the suspension stand 30 minutes. Agitate sufficiently to evenly disperse product before diluting to final volume. Apply the aqueous suspension as a drench or spray or via drip or sprinkler chemigation. Use the aqueous suspension within 1 day of preparation. Examples of mixing ratios of PRESTOP® (WG) with water are as follows:

Concentration of PRESTOP® (WG) Suspension	Ounces (oz.) of PRESTOP® (WG)	Gallons of Water	Grams (g) of PRESTOP® (WG)	Liters (L) of Water
0.01%	0.33	25	10	100
0.05%		5		20
0.1%		2.5		10
0.25%		1		4

## CHEMIGATION USE DIRECTIONS

### General Requirements

- 1) Apply this product only through sprinkler or drip (trickle) irrigation systems. Do not apply this product through any other type of irrigation system.
- 2) Crop injury, lack of effectiveness, or illegal pesticide residues in the crop can result from non-uniform distribution of treated water.
- 3) If you have questions about calibration, you should contact State Extension Service specialists, equipment manufacturers or other experts.
- 4) Do not connect an irrigation system (including greenhouse systems) used for pesticide application to a public water system unless the pesticide label-prescribed safety devices for public water systems are in place.
- 5) A person knowledgeable of the chemigation system and responsible for its operation, or under the supervision of the responsible person, shall shut the system down and make necessary adjustments should the need arise.

### Specific Requirements for Chemigation Systems Connected to Public Water Systems

- 1) Public water system means a system for the provision to the public of piped water for human consumption if such system has at least 15 service connections or regularly serves an average of at least 25 individuals daily at least 60 days out of the year.
- 2) Chemigation systems connected to public water systems must contain a functional, reduced-pressure zone, backflow preventer (RPZ) or the functional equivalent in the water supply line upstream from the point of pesticide introduction. As an option to the RPZ, the water from the public water system should be discharged into a reservoir tank prior to pesticide introduction. There shall be a complete physical break (air gap) between the flow outlet end of the fill pipe and the top or overflow rim of the reservoir tank of at least twice the inside diameter of the fill pipe.
- 3) The pesticide injection pipeline must contain a functional, automatic, quick-closing check valve to prevent the flow of fluid back toward the injection pump.
- 4) The pesticide injection pipeline must contain a functional, normally closed, solenoid-operated valve located on the intake side of the injection pump and connected to the

- system interlock to prevent fluid from being withdrawn from the supply tank when the irrigation system is either automatically or manually shut down.
- 5) The system must contain functional interlocking controls to automatically shut off the pesticide injection pump when the water pump motor stops, or in cases where there is no water pump, when the water pressure decreases to the point where pesticide distribution is adversely affected.
  - 6) Systems must use a metering pump, such as a positive displacement injection pump (e.g., diaphragm pump) effectively designed and constructed of materials that are compatible with pesticides and capable of being fitted with a system interlock.
  - 7) Do not apply when wind speed favors drift beyond the area intended for treatment.

#### **Specific Requirements for Sprinkler and Drip (Trickle) Chemigation**

- 1) The system must contain a functional check valve, vacuum relief valve and low pressure drain appropriately located on the irrigation pipeline to prevent water source contamination from backflow.
- 2) The pesticide injection pipeline must contain a functional, automatic, quick-closing check valve to prevent the flow of fluid back toward the injection pump.
- 3) The pesticide injection pipeline must also contain a functional, normally closed, solenoid-operated valve located on the intake side of the injection pump and connected to the system interlock to prevent fluid from being withdrawn from the supply tank when the irrigation system is either automatically or manually shut down.
- 4) The system must contain functional interlocking controls to automatically shut off the pesticide injection pump when the water pump motor stops.
- 5) The irrigation line or water pump must include a functional pressure switch that will stop the water pump motor when the water pressure decreases to the point where pesticide distribution is adversely affected.
- 6) Systems must use a metering pump, such as a positive displacement injection pump (e.g., diaphragm pump) effectively designed and constructed of materials that are compatible with pesticides and capable of being filled with a system interlock.
- 7) Do not apply when wind speed favors drift beyond the area intended for treatment.

#### **Application Instructions for All Types of Chemigation**

- 1) Remove scale, pesticide residues, and other foreign matter from the chemical supply tank and entire injector system. Flush with clean water. Failure to provide a clean tank, void of scale or residues, may cause product to lose effectiveness or strength.
- 2) Determine the treatment rates as indicated in the directions for use and make proper dilutions.
- 3) Make sufficient stock solution of PRESTOP® (WG) to allow for even injection into irrigation systems during the irrigation cycle. For preparing a stock solution, use clean water with a neutral pH and devoid of salts and chemicals.
- 4) Prepare a solution in the chemical tank by filling the tank with the required water and then adding product as required. Utilize agitation to keep solution in suspension. Apply continuously for the duration of the water application.
- 5) Apply in sufficient amount of water to move into root zone. Repeat every 3 – 6 weeks for disease control, depending on disease pressure and new plant growth.
- 6) When applying through sprinkler irrigation systems for soil-borne disease control, use the high rate and time the application for the early stages of crop growth when crop canopy is sparse, which will allow PRESTOP® (WG)-injected water to reach the ground more efficiently.

## STORAGE AND DISPOSAL

Do not contaminate water, food, or feed by storage or disposal.

**Pesticide Storage:** Store unopened package under refrigerated conditions (36°F - 43°F; 2°C - 6°C). Immediately use the entire package's content after opening.

**Pesticide Disposal:** To avoid wastes, use all material in this container by application according to label directions. If wastes cannot be avoided, offer remaining product to a waste disposal facility or pesticide disposal program (often such programs are run by state or local governments or by industry).

**Container Handling:** Nonrefillable container. Do not reuse or refill this container. Completely empty bag into application equipment. Then offer for recycling if available, or dispose of empty bag in a sanitary landfill or by incineration. Do not burn, unless allowed by state and local ordinances. (For instances where state and local ordinances do allow burning: If burned, stay out of smoke.)


## NOTICE TO USER

Lallemand Specialties Inc. / LALLEMAND PLANT CARE warrants only that this product conforms to the product description on this label and is reasonably fit for the purposes set forth in the Directions for Use when used in accordance with them. However, ineffectiveness or other unintended consequences may result because of such factors as the use, storage or handling of the product contrary to the label instructions, all of which are beyond the control of Lallemand Specialties Inc. / LALLEMAND PLANT CARE. To the extent consistent with applicable law, Lallemand Specialties Inc. / LALLEMAND PLANT CARE shall not be liable for indirect or consequential damages resulting from the use, storage or handling of this product. LALLEMAND SPECIALTIES INC. / LALLEMAND PLANT CARE MAKES NO WARRANTIES OF MERCHANTABILITY OR FITNESS FOR A PARTICULAR PURPOSE OR ANY OTHER EXPRESS OR IMPLIED WARRANTY EXCEPT AS STATED ABOVE.

**Sublabel D: Home & Garden Use**

# PRESTOP® (WG)

**Alternate Brand Name: LALSTOP® G46 WG**

 (For Use in Organic Gardening) (Can be used in organic gardening) (OMRI Listed™  
(logo))

**Active Ingredient:** *Gliocladium catenulatum* Strain J1446\* ..... 93.0%

**Other Ingredients:** ..... 7.0%

**Total:** ..... 100.0%

\* Contains a minimum of 1 X 10<sup>9</sup> cfu/g of active ingredient.

**KEEP OUT OF REACH OF CHILDREN  
CAUTION**

<b>FIRST AID</b>	
<b>If swallowed</b>	<ul style="list-style-type: none"><li>• Call poison control center or doctor immediately for treatment advice.</li><li>• Have person sip a glass of water if able to swallow.</li><li>• Do not induce vomiting unless told to do so by the poison control center or doctor.</li><li>• Do not give anything by mouth to an unconscious person.</li></ul>
<b>If on skin or clothing</b>	<ul style="list-style-type: none"><li>• Take off contaminated clothing.</li><li>• Rinse skin immediately with plenty of water for 15-20 minutes.</li><li>• Call a poison control center or doctor for treatment advice.</li></ul>
<b>HOTLINE NUMBER</b>	
Have the product container or label with you when calling a poison control center or doctor, or going for treatment. For medical emergencies, call the poison control center at 1-800-222-1222.	

**EPA Reg. No.:** 64137-13

**EPA Est. No.:** XXXXX-XX-XXX

**Net Weight:** XX

**(Batch)(Lot) No:** XXXX

**(Use Before:** [Date stamped/placed on label will be 15 months from the date of manufacture])

**Manufactured for:**

Danstar Ferment AG / LALLEMAND PLANT CARE  
Poststrasse 30  
Zug CH-6300 Switzerland

**Marketing Company:**

Lallemand Specialties Inc. / LALLEMAND PLANT CARE  
6120 West Douglas Avenue  
Milwaukee, WI 53218  
United States  
[www.lallemandplantcare.com](http://www.lallemandplantcare.com)



**LALLEMAND PLANT CARE**

**PRESTOP® (WG);** EPA Reg. No. 64137-13

MASTER LABEL –version (12) November 9 2018

Label amendment to add crops, reformat and restructure directions for use

Page 47 of 50



## PRECAUTIONARY STATEMENTS

**HAZARDS TO HUMANS AND DOMESTIC ANIMALS - CAUTION:** Harmful if swallowed or absorbed through skin. Avoid contact with skin, eyes, or clothing. Wash thoroughly with soap and water after handling and before eating, drinking, chewing gum, using tobacco, or using the toilet. Remove and wash contaminated clothing before reuse.

**ENVIRONMENTAL HAZARDS:** To protect the environment, do not allow pesticide to enter or run off into storm drains, drainage ditches, gutters or surface waters. Applying this product in calm weather when rain is not predicted for the next 24 hours will help to ensure that wind or rain does not blow or wash pesticide off the treatment area. Rinsing application equipment over the treated area will help avoid run off to water bodies or drainage systems.

## DIRECTIONS FOR USE

It is a violation of Federal law to apply this product in a manner inconsistent with its labeling.

[\*Not for Use in California]

### HOME AND GARDEN USE DIRECTIONS

PRESTOP® (WG) controls seed-borne and soil-borne plant diseases such as damping-off, root and stem rot, and wilt and suppresses powdery mildew symptoms on bedding plants, annuals and perennials, plants in home gardens, fruits and vegetables, and ornamental trees and shrubs.

PRESTOP® (WG) can be mixed with water and applied as a soil drench or foliar spray.

### WHEN TO USE

For best results, apply PRESTOP® (WG) at the time of planting and at the first sign of disease. Repeat applications every 3 – 6 weeks, depending on disease pressure and new plant growth.

### BEFORE YOU USE

Read and follow these directions when using:

Do not allow spray to drift from application site.

PRESTOP® (WG) can be applied in commonly used pressurized hand-held sprayers, spray trigger bottles and hose-end sprayers.

### HOW TO USE FOR HAND-HELD SPRAYERS AND SPRAY TRIGGER BOTTLES

Fill sprayer or bottle with appropriate amount of water and PRESTOP® (WG).

Leave the suspension standing for half an hour.

Mix the spray solution thoroughly.

Keep the spray solution agitated during application.

### HOW TO USE FOR HOSE-END SPRAYERS

Follow hose-end sprayer instructions to determine how to fill, set dial, clean and disconnect from hose. Set dial on sprayer to deliver rate as directed below.



## HOW MUCH TO USE FOR ALL APPLICATIONS

Use 1 teaspoon of PRESTOP® (WG) per gallon of water.

## STORAGE AND DISPOSAL

Do not contaminate water, food, or feed by storage or disposal.

**Pesticide Storage:** Store unopened package under refrigerated conditions (36°F - 43°F; 2°C - 6°C). Immediately use the entire package's content after opening.

**Pesticide Disposal and Container Handling:** Nonrefillable container. Do not reuse or refill this container. **If empty:** Place in trash or offer for recycling if available. **If partially filled:** Call your local solid waste agency for disposal instructions. Never place unused product down any indoor or outdoor drain.

## NOTICE TO USER

Lallemand Specialties Inc. / LALLEMAND PLANT CARE warrants only that this product conforms to the product description on this label and is reasonably fit for the purposes set forth in the Directions for Use when used in accordance with them. However, ineffectiveness or other unintended consequences may result because of such factors as the use, storage or handling of the product contrary to the label instructions, all of which are beyond the control of Lallemand Specialties Inc. / LALLEMAND PLANT CARE. To the extent consistent with applicable law, Lallemand Specialties Inc. / LALLEMAND PLANT CARE shall not be liable for indirect or consequential damages resulting from the use, storage or handling of this product. LALLEMAND SPECIALTIES INC. / LALLEMAND PLANT CARE MAKES NO WARRANTIES OF MERCHANTABILITY OR FITNESS FOR A PARTICULAR PURPOSE OR ANY OTHER EXPRESS OR IMPLIED WARRANTY EXCEPT AS STATED ABOVE.

## OPTIONAL LABEL CLAIMS (FOR ALL SUBLABELS)

- For use on green plants
- For use on flowering plants
- Biofungicide
- Biological Fungicide
- Fungicide
- Improves plant health
- Controls/Prevents soil-borne pathogens
- Controls/Prevents foliar pathogens