

63376-1

06/18/2010

1/8



UNITED STATES ENVIRONMENTAL PROTECTION AGENCY
WASHINGTON, D.C. 20460

OFFICE OF
PREVENTION, PESTICIDES
AND TOXIC SUBSTANCES

June 18, 2010

Ms. Kim Davis
Family Products Sdn. Berhad
c/o RegWest Company, LLC
8203 West 20th St. Suite A
Greeley, CO 80634-4696

Subject: Label Notification(s) for Pesticide Registration Notice 2007-4 & 2008-1

Dear Ms. Davis:

The Agency is in receipt of your Application(s) for Pesticide Notification under Pesticide Registration Notice PRN 2007-4 & 2008-1 dated May 13, 2010 for the following product(s):

Family Mosquito Coils

EPA Reg. No. 63376-1

The Registration Division (RD) has conducted a review of this request for applicability under PRN 2007-4 and PRN 2008-1 and finds that the label change(s) requested falls within the scope of PRN-98-10. The label has been date-stamped "Notification" and will be placed in our records.

Please be reminded that 40 CFR Part 156.140(a)(4) requires that a batch code, lot number, or other code identifying the batch of the pesticide distributed and sold be placed on nonrefillable containers. The code may appear either on the label (and can be added by non-notification/PR Notice 98-10) or durably marked on the container itself.

If you have any questions, please contact Regina Foushee'-Smith at 703-605-0780.

Sincerely,

A handwritten signature in black ink, appearing to read "Richard J. Gebken".

Richard J. Gebken
Product Manager
Insecticide Branch
Registration Division (7505P)

Please read instructions on reverse before completing form.

Form Approved. OMB No. 2070-0060.

United States Environmental Protection Agency 1200 Pennsylvania Avenue, N.W. Washington, DC 20460-0001	<input type="checkbox"/> Registration <input type="checkbox"/> Amendment <input checked="" type="checkbox"/> Other	OPP Identifier Number <h2 style="text-align: center;">Notification</h2>
--	---	--

Application for Pesticide – Section I

1. Company/Product Number EPA Reg. No. 63376-1	2. EPA Product Manager Richard Gebken	3. Proposed Classification <input checked="" type="checkbox"/> None <input type="checkbox"/> Restricted
4. Company/ Product (Name) Family Mosquito Coils	PM # 10	
5. Name and Address of Applicant (Include ZIP Code) Family Products Sdn. Berhad c/o RegWest Company, LLC 8203 West 20th St., Suite A Greeley, CO 80634-4696		6. Expedited Review. In accordance with FIFRA Section 3(c)(3)(b)(i) my product is similar or identical in composition and labeling to: EPA Reg. No. NOTIFICATION Product Name JUN 18 2010

Check if this is a new address

Section – II

<input type="checkbox"/> Amendment – Explain below. <input type="checkbox"/> Resubmission in response to Agency letter dated _____ <input checked="" type="checkbox"/> Notification – Explain below.	<input type="checkbox"/> Final printed labels in response to Agency letter dated _____ <input type="checkbox"/> "Me Too" Application. <input type="checkbox"/> Other – Explain below.
--	---

Explanation: Use additional page(s) if necessary. (For Section I and Section II.)

Submit Non-PRIA Label Revision Notification per PR Notices 2007-4 and 2008-1.

This notification is consistent with the provisions of PR Notices 2007-4 and 2008-1 and EPA regulations at 40 CFR § 152.46, and no other changes have been made to the labeling or the confidential statement of formula of this product. I understand that it is a violation of 18 U.S.C. Sec. 1001 to willfully make any false statement to the EPA. I further understand that if this notification is not consistent with the terms of PR Notices 2007-4 and 2008-1 and 40 CFR § 152.46 this product may be in violation of FIFRA and I may be subject to enforcement action and penalties under sections 12 and 14 of FIFRA.

Section – III

1. Material This Product Will Be Packaged In:				2. Type of Container	
Child Resistant Packaging <input type="checkbox"/> Yes* <input type="checkbox"/> No	Unit Packaging <input type="checkbox"/> Yes <input type="checkbox"/> No	Water Soluble Packaging <input type="checkbox"/> Yes <input type="checkbox"/> No		<input type="checkbox"/> Metal <input type="checkbox"/> Plastic <input type="checkbox"/> Glass <input type="checkbox"/> Paper <input type="checkbox"/> Other (Specify): _____	
*Certification must be submitted		If "Yes" Unit Packaging Wt.	No. Per Container	If "Yes" Packaging Wt.	No. Per Container
3. Location of Net Contents Information <input type="checkbox"/> Label <input type="checkbox"/> Container		4. Size(s) Retail Container 6 ounces through 1 pound		5. Location of Label Directions <input type="checkbox"/> On Label <input type="checkbox"/> On Labeling Accompanying Product	
6. Manner in Which Label is Affixed to Product <input type="checkbox"/> Lithograph <input type="checkbox"/> Stenciled <input type="checkbox"/> Paper glued <input type="checkbox"/> Other _____					

Section - IV

1. **Contact Point** (Complete items directly below for identification of individual to be contacted, if necessary to process this application).

Name Kim Davis	Title Consultant/Agent	Telephone No. (include Area Code) 970.353.0611 kim@regwest.com
--------------------------	----------------------------------	--

Certification

I certify that the statements I have made on this form and all attachments thereto are true, accurate and complete. I acknowledge that any knowingly false or misleading statement may be punishable by fine or imprisonment or both under applicable law.

2. Signature 	3. Title Consultant/Agent	6. Date Application Received (Stamped)
4. Typed Name Kim Davis	5. Date May 13, 2010	

Non-PRIA Label Revision Notification



May 13, 2010

Mr. Richard Gebken, Product Manager 10
Document Processing Desk - NOTIF
Office of Pesticide Programs - 7504P
U.S. Environmental Protection Agency
One Potomac Yard (South Building), Room S-4900
2777 South Crystal Drive
Washington, DC 20460

Dear Mr. Gebken:

Subject: Family Products Sdn. Berhad
Family Mosquito Coils
EPA Reg. No. 63376-1

On behalf of Family Products Sdn. Berhad, RegWest Company, LLC is submitting the attached materials as notification of a Non-PRIA label revision for subject product per PR Notices 2007-4 and 2008-1. RegWest will act as sole agent in this endeavor.

Attached are the following:

- 1. Application for Pesticide: Other (Notification)
2. One Reference Label (illustrating the revisions)
3. Two New Labels (incorporating the revisions)

In addition to the PR Notices changes, we are deleting "or 1-800-CLEANUP" from the disposal directions on the label. Please refer to the Reference Label for an illustration of all revisions.

Please contact me at 970.353.0611 or kim@regwest.com if you have any questions or require additional information.

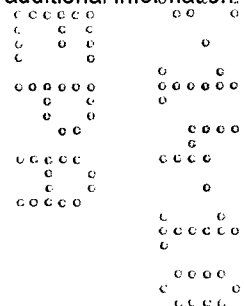
Regards,
RegWest Company, LLC

Handwritten signature of Kim Davis

Kim Davis,
Consultant/Agent

Attachments

cc: CMC - Cepa, R.



4/8

Family Mosquito Coils

{Box Front Panel}

For Outdoor Use

[Refills]

NOTIFICATION

JUN 18 2010

Use on Patios, Campsites, Cabanas and Other Outdoor Areas
To Keep the Area Free of Mosquitoes for Hours

Each Coil Burns Two to Four [Six] [Eight] Hours

For Best Results Use Only Family Mosquito Coil Refills

Active Ingredient:

d/l-allethrolone d-trans chrysanthemate 0.15%

Other Ingredients 99.85%

Total 100.00%

Keep Out of Reach of Children

CAUTION

See back {or other appropriate descriptive term}
panel for additional precautionary statements.

Net Contents: ____ oz. (____ gm.)

(____ Mosquito Coils)

[One Reusable Pot]

{Box Back Panel}

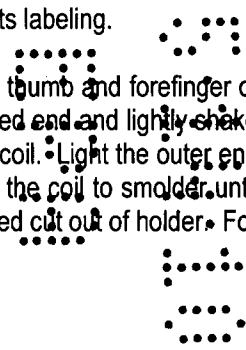
FAMILY MOSQUITO COILS

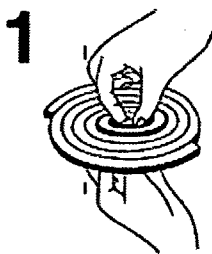
Use outdoors on patios, porches and campsites. Keeps area free from mosquitoes for up to [2] [4] [6] [8] hours [in still air].

DIRECTIONS FOR USE

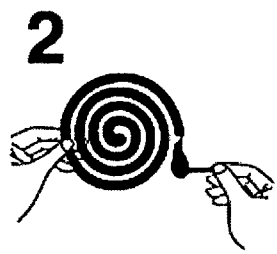
It is a violation of Federal law to use this product in a manner inconsistent with its labeling.

Loosen coils until ends move freely. Grasp each comma shaped end in the center between thumb and forefinger of each hand and separate the two coils by gently pressing them apart. Hold one comma shaped end and lightly shake or gently pry to separate the coils. Insert top of coil stand into slot in comma shaped end of coil. Light the outer end of the coil and let burn (flame) approximately 1/4 inch or less. Blow out the flame and allow the coil to smolder until extinguished. For shorter periods of use break the coil into desired length and place in notched cut out of holder. For best results, do not use in wind. Coil burns for up to [2] [4] [6] [8] hours in still air.

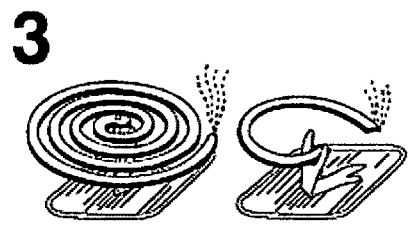




Separate Coil



Light Coil



Place in Stand

{When marketed with ceramic pot:}

Insert the coil into metal stand in pot. Light the outer end of the coil and let burn (flame) approximately 1/4 inch or less. **Blow out the flame**, place the lid on the pot and allow the coil to smolder until extinguished. For shorter periods of use, carefully extinguish coil and re-light when needed. For best results, do not use in wind. Coil burns up to [2] [4] [6] [8] hours in still air.

{Graphic}

Mount Coil

{Graphic}

Light Coil

{Graphic}

Blow out
Flame

Storage: Store in a cool, dry place (preferably locked) inaccessible to children and pets and away from sources of heat or ignition. **Disposal: If empty:** Non-refillable container; do not reuse or refill this container. **Used Coils:** Put ashes in trash. **If partly filled or for unused coils:** Call your local solid waste agency for disposal instructions. Never place unused product down any indoor or outdoor drain.

PRECAUTIONARY STATEMENTS

Hazards to Humans & Domestic Animals

CAUTION: Avoid prolonged inhalation or contact with skin. Avoid contact with eyes or clothing. Do not touch lit end of coil. Do not use indoors. Wash hands after use and before eating or smoking. Cover any exposed food to avoid contamination. Do not place in direct contact with flammable objects, materials or surfaces.

First Aid

If Inhaled	<ul style="list-style-type: none"> • Move person to fresh air. • If person is not breathing, call 911 or an ambulance, then give artificial respiration, preferably by mouth-to-mouth, if possible.
If on Skin or Clothing	<ul style="list-style-type: none"> • Take off contaminated clothing. • Immediately rinse skin with plenty of water for 15-20 minutes.
If in Eyes	<ul style="list-style-type: none"> • Hold eye open and rinse slowly and gently with water for 15-20 minutes. • Remove contact lenses, if present, after the first 5 minutes, then continue rinsing eye.
<p>Call a poison control center or doctor for further treatment advice. Have the product container or label with you when calling a poison control center or doctor, or going for treatment. You may also contact 1-800-xxx-xxxx for emergency medical treatment information.</p>	

{Note: The first aid statements' grid format will be used if market label space permits; otherwise a paragraph format will be used.}

Physical or Chemical Hazards
Use with caution to avoid fire hazard.



Environmental Hazards

This pesticide is highly toxic to fish. To protect the environment, do not allow pesticide to enter or run off into storm drains, drainage ditches, gutters or surface waters. Applying this product in calm weather when rain is not predicted for the next 24 hours will help to ensure that wind or rain do not blow or wash pesticide off the treatment area.

EPA Reg. No. 63376-1 EPA Est. 63376-MYS-1

Manufacturing Date: _____

Family Products Sdn. Berhad
Lot 34, Kampong Sentosa Industrial Estate
31100 Sg. Siput (U), Perak, Malaysia

Questions? Comments? Call 800-558-5252 weekdays, or write [Person's Name], Family Products Sdn. Berhad, Perak, Malaysia
© {year} All Rights Reserved.

{Coil Wrapper Front Panel}

NOTIFICATION

JUN 18 2010

FAMILY MOSQUITO COILS

For Outdoor Use
[Refills]

Use on Patios, Campsites, Cabanas and Other Outdoor Areas
To Keep the Area Free of Mosquitoes for Hours
Each Coil Burns Two to Four [Six] [Eight] Hours
For Best Results Use Only Family Mosquito Coil Refills

Active Ingredient:

d/l-allethrolone d-trans chrysanthemate	0.15%
Other Ingredients	<u>99.85%</u>
Total	100.00%

Keep Out of Reach of Children

CAUTION

See back {or other appropriate descriptive term} panel for additional precautionary statements.

Net Contents: ____ oz. (____ gm.)


(____ Mosquito Coils)

[1, 2, 3, 4, 5, 6, 7, 8 Mosquito Coil(s)]

{Coil Wrapper Back Panel}

FAMILY MOSQUITO COILS

Use outdoors on patios, porches and campsites. Keeps area free from mosquitoes for up to [2] [4] [6] [8] hours [in still air].



DIRECTIONS FOR USE

It is a violation of Federal law to use this product in a manner inconsistent with its labeling.

Loosen coils until ends move freely. Grasp each comma shaped end in the center between thumb and forefinger of each hand and separate the two coils by gently pressing them apart. Hold one comma shaped end and lightly shake or gently pry to separate the coils. Insert top of coil stand into slot in comma shaped end of coil. Light the outer end of the coil and let burn (flame) approximately ¼ inch or less. Blow out the flame and allow the coil to smolder until extinguished. For shorter periods of use break the coil into desired length and place in notched cut out of holder. For best results, do not use in wind. Coil burns for up to [2] [4] [6] [8] hours in still air.

Insert the coil into metal stand in pot. Light the outer end of the coil and let burn (flame) approximately ¼ inch or less. **Blow out the flame**, place the lid on the pot and allow the coil to smolder until extinguished. For shorter periods of use, carefully extinguish coil and re-light when needed. For best results, do not use in wind. Coil burns up to [2] [4] [6] [8] hours in still air.

Storage: Store in a cool, dry place (preferably locked) inaccessible to children and pets and away from sources of heat or ignition. **Disposal: If empty:** Non-refillable container; do not reuse or refill this container. **Used Coils:** Put ashes in trash. **If partly filled or for unused coils:** Call your local solid waste agency for disposal instructions. Never place unused product down any indoor or outdoor drain.

PRECAUTIONARY STATEMENTS

Hazards to Humans & Domestic Animals

CAUTION: Avoid prolonged inhalation or contact with skin. Avoid contact with eyes or clothing. Do not touch lit end of coil. Do not use indoors. Wash hands after use and before eating or smoking. Cover any exposed food to avoid contamination. Do not place in direct contact with flammable objects, materials or surfaces.

First Aid

If Inhaled	<ul style="list-style-type: none"> • Move person to fresh air. • If person is not breathing, call 911 or an ambulance, then give artificial respiration, preferably by mouth-to-mouth, if possible.
If on Skin or Clothing	<ul style="list-style-type: none"> • Take off contaminated clothing. • Immediately rinse skin with plenty of water for 15-20 minutes.
If in Eyes	<ul style="list-style-type: none"> • Hold eye open and rinse slowly and gently with water for 15-20 minutes. • Remove contact lenses, if present, after the first 5 minutes, then continue rinsing eye.
Call a poison control center or doctor for further treatment advice. Have the product container or label with you when calling a poison control center or doctor, or going for treatment. You may also contact 1-800-xxx-xxxx for emergency medical treatment information.	

{Note: The first aid statements' grid format will be used if market label space permits; otherwise a paragraph format will be used.}

Physical or Chemical Hazards

Use with caution to avoid fire hazard.

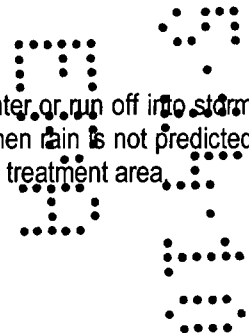
Environmental Hazards

This pesticide is highly toxic to fish. To protect the environment, do not allow pesticide to enter or run off into storm drains, drainage ditches, gutters or surface waters. Applying this product in calm weather when rain is not predicted for the next 24 hours will help to ensure that wind or rain do not blow or wash pesticide off the treatment area.

EPA Reg. No. 63376-1 EPA Est. 63376-MYS-1

Manufacturing Date: _____

Family Products Sdn. Berhad
Lot 34, Kampong Sentosa Industrial Estate



31100 Sg. Siput (U), Perak, Malaysia

Questions? Comments? Call 800-558-5252 weekdays, or write [Person's Name], Family Products Sdn. Berhad, Perak, Malaysia
© [year] All Rights Reserved.

{Pot Label}

FAMILY MOSQUITO COILS

For Best Results Use Only Family Mosquito Coil Refills

For outdoor use only. Place on a flat heat-resistant surface away from anything flammable and out of reach of children and pets. Keep pot free of matches or other foreign matter. Do not use smoldering coil to light other items. To extinguish coil, smother lit coil by carefully lifting coil out of pot and pressing the glowing end against the base of the pot. Do not leave a burning coil unattended. Coils other than Family Mosquito Coils will not work in this device. Family Products Sdn. Berhad will not be held responsible for damage, injury or poor performance caused by use of other mosquito coil refills.

Important Note: To reduce fire hazard and to avoid overheating of the pot surface, blow out flame after lighting coil!

Questions? Comments? Call 800-558-5252 weekdays, or write [Person's Name], Family Products Sdn. Berhad, Perak, Malaysia
© {year} All Rights Reserved.

- [] Denotes alternate/optional language
- { } Denotes language that does not appear on the market labeling

