

62719-672

11/26/2013

1/27



UNITED STATES ENVIRONMENTAL PROTECTION AGENCY
WASHINGTON, D.C. 20460

OFFICE OF
CHEMICAL SAFETY AND
POLLUTION PREVENTION

Jim Baxter
Dow AgroSciences LLC
9330 Zionsville Road
Indianapolis, IN 46268

NOV 26 2013

Subject: Label Amendment – Reformat Rotational Crop Restriction Language
Surpass NXT
EPA Reg. No. 62719-672
Application Dated: October 23, 2013

Dear Mr. Baxter:

The labeling referred to above, submitted in connection with registration under the Federal Insecticide, Fungicide, and Rodenticide Act (FIFRA), as amended, is acceptable.

A stamped copy of the label is enclosed for your records. This label supersedes all previously accepted labels. You must submit one (1) copy of the final printed label before you release the product for shipment. Products released for shipping after eighteen (18) months must bear the new revised label. If these conditions are not complied with, the registration will be subject to cancellation in accordance with FIFRA §6(e). Your release for shipment of the product constitutes acceptance of these conditions.

If you have any questions regarding this letter, please contact Maggie Rudick at (703) 347-0257 or rudick.maggie@epa.gov.

Sincerely,

A handwritten signature in black ink, appearing to read "Kable Bo Davis", enclosed in a large, loopy oval.

Kable Bo Davis
Product Manager 25
Herbicide Branch
Registration Division (7505P)

2/
27

R1E / Surpass NXT / Amend / 09-30-13
file: Surpass NXT-672 30Sep13d.docx

Surpass[®] NXT

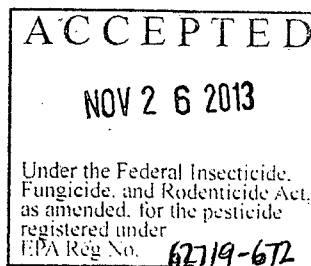
EPA Reg. No. 62719-672

Registration Notes:

Source label text based on EPA accepted label dated April 3, 2013. Following are changes by amendment:

1. Changed/updated Rotational Crop Restriction language.
2. Deleted spaces in Table 4
3. Grammatical correction throughout the label

[®]Trademark of The Dow Chemical Company ("Dow") or an affiliated company of Dow



3/27

(Base label):

Surpass[®] NXT**HERBICIDE**

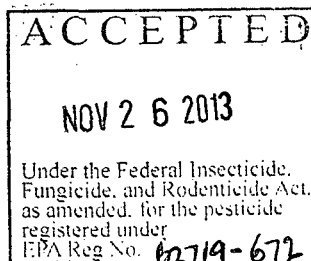
For use only on field corn, production seed corn, silage corn, sweet corn, popcorn, Miscanthus and other non-food perennial bioenergy crops

Group	15	HERBICIDE
--------------	-----------	------------------

Active Ingredients:

acetochlor: 2-chloro-2'-methyl-6'-ethyl-N-ethoxymethylacetanilide	75.9%
Other Ingredients:	24.1%
Total	100.0%

Contains 839 grams/liter or 7.0 pounds/gallon active ingredient



Not for Sale, Sale Into, Distribution and/or Use in Nassau and Suffolk Counties of New York State.

Keep Out of Reach of Children

WARNING AVISO

Si usted no entiende la etiqueta, busque a alguien para que se la explique a usted en detalle. (If you do not understand the label, find someone to explain it to you in detail.)

Precautionary Statements**Hazards to Humans and Domestic Animals**

Causes Substantial but Temporary Eye and Skin Irritation • Harmful If Swallowed or Inhaled • May Cause Allergic Skin Reaction

Avoid contact with skin, eyes, or clothing. Avoid breathing vapor or spray mist. Wash thoroughly with soap and water after handling.

First Aid

If in eyes: Hold eye open and rinse slowly and gently with water for 15-20 minutes. Remove contact lenses, if present, after the first 5 minutes, then continue rinsing eye. Call a poison control center or doctor for treatment advice.

If on skin or clothing: Take off contaminated clothing. Rinse skin immediately with plenty of water for 15-20 minutes. Sensitized persons should avoid further contact and reuse of contaminated clothing. Call a poison control center or doctor for treatment advice.

If swallowed: Call a poison control center or doctor immediately for treatment advice. Have person sip a glass of water if able to swallow. Do not induce vomiting unless told to do so by a poison control center or doctor. Do not give anything by mouth to an unconscious person.

If inhaled: Move person to fresh air. If person is not breathing, call 911 or an ambulance, then give artificial respiration, preferably by mouth-to-mouth if possible. Call a poison control center or doctor for further treatment advice.

Have the product container or label with you when calling a poison control center or doctor, or going for treatment. You may also contact 1-800-992-5994 for emergency medical treatment information.

4/
27

Personal Protective Equipment (PPE)

Some of the materials that are chemical-resistant to this product are listed below. If you want more options, follow the instructions for Category A on an EPA chemical-resistance category selection chart.

Applicators and other handlers must wear:

- Coveralls over short-sleeved shirt and short pants
- Chemical-resistant gloves made of any waterproof material such as polyethylene or polyvinyl chloride
- Chemical-resistant footwear plus socks
- Protective eyewear
- Chemical-resistant headgear for overhead exposure
- Chemical-resistant apron when cleaning equipment, mixing, or loading

Discard clothing and other absorbent materials that have been drenched or heavily contaminated with this product's concentrate. Do not reuse them. Follow manufacturer's instructions for cleaning/maintaining PPE. If no such instructions for washables exist, use detergent and hot water. Keep and wash PPE separately from other laundry.

When handlers use closed systems, enclosed cabs, or aircraft in a manner that meets the requirements listed in the Worker Protection Standard (WPS) for agricultural pesticides [40 CFR 170.240(d)(4-6)], the handler PPE requirements may be reduced or modified as specified in the WPS.

User Safety Recommendations

Users should:

- Wash hands before eating, drinking, chewing gum, using tobacco or using the toilet.
- Remove clothing/PPE immediately if pesticide gets inside. Then wash thoroughly and put on clean clothing.
- Remove PPE immediately after handling this product. Wash the outside of gloves before removing. As soon as possible, wash thoroughly and change into clean clothing.

Environmental Hazards

This product is toxic to fish. Do not apply directly to water, or to areas where surface water is present or to intertidal areas below the mean high water mark. Do not contaminate water when disposing of equipment washwaters.

This chemical demonstrates the properties and characteristics associated with chemicals detected in groundwater. The use of this chemical in areas where soils are permeable, particularly where the groundwater is shallow, may result in groundwater contamination.

Acetochlor has properties that may result in surface water contamination via dissolved runoff and runoff erosion. Practices should be followed to minimize the potential for dissolved runoff and/or runoff erosion.

Nonrefillable containers 5 gallons or less:

Storage and Disposal

Do not contaminate water, food, or feed by storage or disposal.

Pesticide Storage: Store in original container only. Keep container closed when not in use. Do not store near food or feed. In case of spill or leak on floor or paved surfaces, soak up with vermiculite, earth, or synthetic absorbent.

Pesticide Disposal: Pesticide wastes are toxic. Improper disposal of excess pesticide, spray mixture, or rinsate is a violation of Federal law. If these wastes cannot be disposed of by use according to label instructions, contact your State Pesticide or Environmental Control Agency or the Hazardous Waste Representative at the nearest EPA Regional Office for guidance.

Container Handling: Nonrefillable container. Do not reuse or refill this container. Offer for recycling if available, or puncture and dispose of in a sanitary landfill, or by incineration, or by other procedures allowed by state and local authorities.

5/27

Triple rinse or pressure rinse container (or equivalent) promptly after emptying. **Triple rinse** as follows: Empty the remaining contents into application equipment or a mix tank and drain for 10 seconds after the flow begins to drip. Fill the container 1/4 full with water and recap. Shake for 10 seconds. Pour rinsate into application equipment or a mix tank or store rinsate for later use or disposal. Drain for 10 seconds after the flow begins to drip. Repeat this procedure two more times. **Pressure rinse** as follows: Empty the remaining contents into application equipment or a mix tank and continue to drain for 10 seconds after the flow begins to drip. Hold container upside down over application equipment or mix tank or collect rinsate for later use or disposal. Insert pressure rinsing nozzle in the side of the container, and rinse at about 40 psi for at least 30 seconds. Drain for 10 seconds after the flow begins to drip.

Refillable containers larger than 5 gallons:

Storage and Disposal

Do not contaminate water, food, or feed by storage or disposal.

Pesticide Storage: Store in original container only. Keep container closed when not in use. Do not store near food or feed. In case of spill or leak on floor or paved surfaces, soak up with vermiculite, earth, or synthetic absorbent.

Pesticide Disposal: Pesticide wastes are toxic. Improper disposal of excess pesticide, spray mixture, or rinsate is a violation of Federal law. If these wastes cannot be disposed of by use according to label instructions, contact your State Pesticide or Environmental Control Agency or the Hazardous Waste Representative at the nearest EPA Regional Office for guidance.

Container Handling: Refillable container. Refill this container with pesticide only. Do not reuse this container for any other purpose.

Cleaning the container before final disposal is the responsibility of the person disposing of the container. Cleaning before refilling is the responsibility of the refiller. To clean the container before final disposal, empty the remaining contents from this container into application equipment or mix tank. Fill the container about 10% full with water. Agitate vigorously or recirculate water with the pump for two minutes. Pour or pump rinsate into application equipment or rinsate collection system. Repeat this rinsing procedure two more times.

Nonrefillable containers larger than 5 gallons:

Storage and Disposal

Do not contaminate water, food, or feed by storage or disposal.

Pesticide Storage: Store in original container only. Keep container closed when not in use. Do not store near food or feed. In case of spill or leak on floor or paved surfaces, soak up with vermiculite, earth, or synthetic absorbent.

Pesticide Disposal: Pesticide wastes are toxic. Improper disposal of excess pesticide, spray mixture, or rinsate is a violation of Federal law. If these wastes cannot be disposed of by use according to label instructions, contact your State Pesticide or Environmental Control Agency or the Hazardous Waste Representative at the nearest EPA Regional Office for guidance.

Container Handling: Nonrefillable container. Do not reuse or refill this container. Offer for recycling if available, or puncture and dispose of in a sanitary landfill, or by incineration, or by other procedures allowed by state and local authorities.

Triple rinse or pressure rinse container (or equivalent) promptly after emptying. **Triple rinse** as follows: Empty the remaining contents into application equipment or a mix tank. Fill the container 1/4 full with water. Replace and tighten closures. Tip container on its side and roll it back and forth, ensuring at least one complete revolution, for 30 seconds. Stand the container on its end and tip it back and forth several times. Turn the container over onto its other end and tip it back and forth several times. Empty the rinsate into application equipment or a mix tank or store rinsate for later use or disposal. Repeat this procedure two more times. **Pressure rinse** as follows: Empty the remaining contents into application equipment or a mix tank and continue to drain for 10 seconds after the flow begins to drip. Hold container upside down over application equipment or mix tank or collect rinsate for later use or disposal. Insert pressure rinsing nozzle in the side of the container, and rinse at about 40 psi for at least 30 seconds. Drain for 10 seconds after the flow begins to drip.

6/
27

Agricultural Use Requirements

Use this product only in accordance with its labeling and with the Worker Protection Standard, 40 CFR part 170. Refer to the label booklet under "Agricultural Use Requirements" in the Directions for Use section for information about this standard.

Refer to label booklet for Directions for Use.

Notice: Read the entire label. Use only according to label directions. **Before using this product, read Warranty Disclaimer, Inherent Risks of Use and Limitation of Remedies at end of label booklet. If terms are not acceptable, return at once unopened.**

In case of emergency endangering health or the environment involving this product, call 1-800-992-5994.

Agricultural Chemical: Do not ship or store with food, feeds, drugs or clothing.

EPA Reg. No. 62719-672

EPA Est. _____

®Trademark of The Dow Chemical Company ("Dow") or an affiliated company of Dow

Produced for
Dow AgroSciences LLC
9330 Zionsville Road
Indianapolis, IN 46268

NET CONTENTS _____

(cover/shipping container)

Surpass[®] NXT

HERBICIDE

For use only on field corn, production seed corn, silage corn, sweet corn, popcorn, Miscanthus and other non-food perennial bioenergy crops

Group	15	HERBICIDE
-------	----	-----------

Active Ingredients:

acetochlor: 2-chloro-2'-methyl-6'-ethyl-N-ethoxymethylacetanilide	75.9%
Other Ingredients:	24.1%
Total	100.0%

Contains 839 grams/liter or 7.0 pounds/gallon active ingredient

Not for Sale, Sale Into, Distribution and/or Use in Nassau and Suffolk Counties of New York State.

Keep Out of Reach of Children

WARNING AVISO

Si usted no entiende la etiqueta, busque a alguien para que se la explique a usted en detalle. (If you do not understand the label, find someone to explain it to you in detail.)

Agricultural Use Requirements
 Use this product only in accordance with its labeling and with the Worker Protection Standard, 40 CFR part 170. Refer to the label booklet under "Agricultural Use Requirements" in the Directions for Use section for information about this standard.

Refer to inside of label booklet for Directions for Use.

Notice: Read the entire label. Use only according to label directions. **Before using this product, read Warranty Disclaimer, Inherent Risks of Use and Limitation of Remedies at end of label booklet. If terms are not acceptable, return at once unopened.**

In case of emergency endangering health or the environment involving this product, call 1-800-992-5994.

Agricultural Chemical: Do not ship or store with food, feeds, drugs or clothing.

EPA Reg. No. 62719-672

EPA Est. _____

[®]Trademark of The Dow Chemical Company ("Dow") or an affiliated company of Dow

Produced for
Dow AgroSciences LLC
 9330 Zionsville Road
 Indianapolis, IN 46268

NET CONTENTS _____

8/27

(Page 1 through end):

Precautionary Statements

Hazards to Humans and Domestic Animals**WARNING**

Causes Substantial but Temporary Eye and Skin Irritation • Harmful If Swallowed or Inhaled • May Cause Allergic Skin Reaction

Avoid contact with skin, eyes, or clothing. Avoid breathing vapor or spray mist. Wash thoroughly with soap and water after handling.

First Aid

If in eyes: Hold eye open and rinse slowly and gently with water for 15-20 minutes. Remove contact lenses, if present, after the first 5 minutes, then continue rinsing eye. Call a poison control center or doctor for treatment advice.

If on skin or clothing: Take off contaminated clothing. Rinse skin immediately with plenty of water for 15-20 minutes. Sensitized persons should avoid further contact and reuse of contaminated clothing. Call a poison control center or doctor for treatment advice.

If swallowed: Call a poison control center or doctor immediately for treatment advice. Have person sip a glass of water if able to swallow. Do not induce vomiting unless told to do so by a poison control center or doctor. Do not give anything by mouth to an unconscious person.

If inhaled: Move person to fresh air. If person is not breathing, call 911 or an ambulance, then give artificial respiration, preferably by mouth-to-mouth if possible. Call a poison control center or doctor for further treatment advice.

Have the product container or label with you when calling a poison control center or doctor, or going for treatment. You may also contact 1-800-992-5994 for emergency medical treatment information.

Personal Protective Equipment (PPE)

Some of the materials that are chemical-resistant to this product are listed below. If you want more options, follow the instructions for Category A on an EPA chemical-resistance category selection chart.

Applicators and other handlers must wear:

- Coveralls over short-sleeved shirt and short pants
- Chemical-resistant gloves made of any waterproof material such as polyethylene or polyvinyl chloride
- Chemical-resistant footwear plus socks
- Protective eyewear
- Chemical-resistant headgear for overhead exposure
- Chemical-resistant apron when cleaning equipment, mixing, or loading

Discard clothing and other absorbent materials that have been drenched or heavily contaminated with this product's concentrate. Do not reuse them. Follow manufacturer's instructions for cleaning/maintaining PPE. If no such instructions for washables exist, use detergent and hot water. Keep and wash PPE separately from other laundry.

When handlers use closed systems or enclosed cabs in a manner that meets the requirements listed in the Worker Protection Standard (WPS) for agricultural pesticides [40 CFR 170.240(d)(4-6)], the handler PPE requirements may be reduced or modified as specified in the WPS.

9/27

User Safety Recommendations

Users should:

- Wash hands before eating, drinking, chewing gum, using tobacco or using the toilet.
- Remove clothing/PPE immediately if pesticide gets inside. Then wash thoroughly and put on clean clothing.
- Remove PPE immediately after handling this product. Wash the outside of gloves before removing. As soon as possible, wash thoroughly and change into clean clothing.

Environmental Hazards

This product is toxic to fish. Do not apply directly to water, or to areas where surface water is present or to intertidal areas below the mean high water mark. Do not contaminate water when disposing of equipment washwaters.

This chemical demonstrates the properties and characteristics associated with chemicals detected in groundwater. The use of this chemical in areas where soils are permeable, particularly where the groundwater is shallow, may result in groundwater contamination.

Acetochlor has properties that may result in surface water contamination via dissolved runoff and runoff erosion. Practices should be followed to minimize the potential for dissolved runoff and/or runoff erosion.

Directions for Use

It is a violation of Federal law to use this product in a manner inconsistent with its labeling. Read all Directions for Use carefully before applying.

Do not apply this product in a way that will contact workers or other persons, either directly or through drift. Only protected handlers may be in the area during application. For any requirements specific to your State or Tribe, consult the agency responsible for pesticide regulation.

Agricultural Use Requirements

Use this product only in accordance with its labeling and with the Worker Protection Standard, 40 CFR part 170. This Standard contains requirements for the protection of agricultural workers on farms, forests, nurseries, and greenhouses, and handlers of agricultural pesticides. It contains requirements for training, decontamination, notification, and emergency assistance. It also contains specific instructions and exceptions pertaining to the statements on this label about personal protective equipment (PPE), and restricted-entry interval. The requirements in this box only apply to uses of this product that are covered by the Worker Protection Standard.

Do not enter or allow worker entry into treated areas during the restricted entry interval (REI) of 12 hours. **Exception:** If the product is soil-injected or soil-incorporated, the Worker Protection Standard, under certain circumstances, allows workers to enter the treated area if there will be no contact with anything that has been treated.

PPE required for early entry to treated areas that is permitted under the Worker Protection Standard and that involves contact with anything that has been treated, such as plants, soil, or water, is:

- Coveralls over short-sleeved shirt and short pants
- Chemical-resistant gloves made of any waterproof material
- Chemical-resistant footwear plus socks
- Protective eyewear
- Chemical-resistant headgear for overhead exposure

10/
27**Storage and Disposal**

Do not contaminate water, food, or feed by storage or disposal.

Pesticide Storage: Store in original container only. Keep container closed when not in use. Do not store near food or feed. In case of spill or leak on floor or paved surfaces, soak up with vermiculite, earth, or synthetic absorbent.

Pesticide Disposal: Pesticide wastes are toxic. Improper disposal of excess pesticide, spray mixture, or rinsate is a violation of Federal law. If these wastes cannot be disposed of by use according to label instructions, contact your State Pesticide or Environmental Control Agency or the Hazardous Waste Representative at the nearest EPA Regional Office for guidance.

Nonrefillable containers 5 gallons or less:

Container Handling: Nonrefillable container. Do not reuse or refill this container. Offer for recycling if available, or puncture and dispose of in a sanitary landfill, or by incineration, or by other procedures allowed by state and local authorities.

Triple rinse or pressure rinse container (or equivalent) promptly after emptying. **Triple rinse** as follows: Empty the remaining contents into application equipment or a mix tank and drain for 10 seconds after the flow begins to drip. Fill the container 1/4 full with water and recap. Shake for 10 seconds. Pour rinsate into application equipment or a mix tank or store rinsate for later use or disposal. Drain for 10 seconds after the flow begins to drip. Repeat this procedure two more times. **Pressure rinse** as follows: Empty the remaining contents into application equipment or a mix tank and continue to drain for 10 seconds after the flow begins to drip. Hold container upside down over application equipment or mix tank or collect rinsate for later use or disposal. Insert pressure rinsing nozzle in the side of the container, and rinse at about 40 psi for at least 30 seconds. Drain for 10 seconds after the flow begins to drip.

Refillable containers larger than 5 gallons:

Container Handling: Refillable container. Refill this container with pesticide only. Do not reuse this container for any other purpose.

Cleaning the container before final disposal is the responsibility of the person disposing of the container. Cleaning before refilling is the responsibility of the refiller. To clean the container before final disposal, empty the remaining contents from this container into application equipment or mix tank. Fill the container about 10% full with water. Agitate vigorously or recirculate water with the pump for two minutes. Pour or pump rinsate into application equipment or rinsate collection system. Repeat this rinsing procedure two more times.

Nonrefillable containers larger than 5 gallons:

Container Handling: Nonrefillable container. Do not reuse or refill this container. Offer for recycling if available, or puncture and dispose of in a sanitary landfill, or by incineration, or by other procedures allowed by state and local authorities.

Triple rinse or pressure rinse container (or equivalent) promptly after emptying. **Triple rinse** as follows: Empty the remaining contents into application equipment or a mix tank. Fill the container 1/4 full with water. Replace and tighten closures. Tip container on its side and roll it back and forth, ensuring at least one complete revolution, for 30 seconds. Stand the container on its end and tip it back and forth several times. Turn the container over onto its other end and tip it back and forth several times. Empty the rinsate into application equipment or a mix tank or store rinsate for later use or disposal. Repeat this procedure two more times. **Pressure rinse** as follows: Empty the remaining contents into application equipment or a mix tank and continue to drain for 10 seconds after the flow begins to drip. Hold container upside down over application equipment or mix tank or collect rinsate for later use or disposal. Insert pressure rinsing nozzle in the side of the container, and rinse at about 40 psi for at least 30 seconds. Drain for 10 seconds after the flow begins to drip.

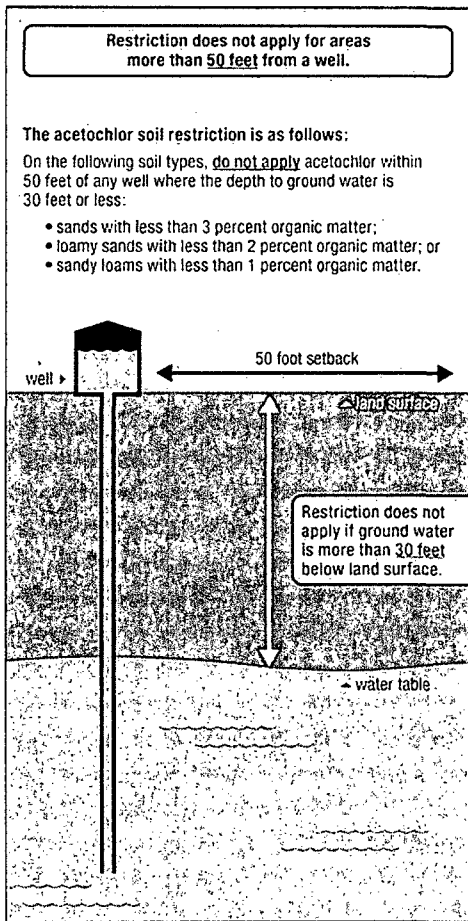
Product Information

Surpass[®] NXT herbicide is for preplant, preemergence, or early postemergence use in corn and for weed control in Miscanthus and other non-food perennial bioenergy crops. Use of this product in corn is limited to field corn, production seed corn, silage corn, sweet corn, popcorn. Do not apply this product to any crop other than corn or for weed control in Miscanthus or other non-food perennial bioenergy crops.

Surpass NXT may be applied to the surface or incorporated into the top 1 to 2 inch layer of soil. It is specified for control alone, or in tank mix combinations as indicated, for the weeds listed in the Target Weeds section of these use directions. Surpass NXT controls weeds by interfering with normal germination and seedling development. Surpass NXT will not control emerged weeds present at application.

Use Restrictions

- This chemical demonstrates the properties and characteristics associated with chemicals detected in ground water. The use of this chemical in areas where soils are permeable, particularly where the ground water is shallow, may result in ground water contamination.
- **Not for Sale, Sale Into, Distribution and/or Use in Nassau and Suffolk Counties of New York State.**
- On the following soil types, do not apply this product within 50 feet of any well where the depth to groundwater is 30 feet or less: sands with less than 3% organic matter; loamy sands with less than 2% organic matter; or sandy loams with less than 1 percent organic matter. See the figure for additional clarification.



- Do not apply this product using aerial application equipment, unless otherwise directed by approved supplemental labeling in possession of the user at the time of application.
- **Chemigation:** Do not apply this product through any type of irrigation system, unless otherwise directed by approved supplemental labeling in the possession of the user at the time of application.
- Do not use flood irrigation to apply or incorporate this product.
- This product must not be mixed or loaded within 50 feet of any wells including abandoned wells and drainage wells, sink holes, perennial or intermittent streams and rivers, and natural or impounded lakes and reservoirs. This setback does not apply to properly capped or plugged abandoned wells and does not apply to impervious pad or properly diked mixing/loading areas.
- Operations that involve mixing, loading, rinsing, or washing of this product into or from pesticide handling or application equipment or containers within 50 feet of any well are prohibited unless conducted on an impervious pad constructed to withstand the weight of the heaviest load that may be positioned on or moved across the pad. Such a pad shall be designed and maintained to contain any product spills or equipment leaks, container or equipment rinse or washwater, and rainwater that may fall on the pad. Surface water shall not be allowed to either flow over or from the pad, which means the pad must be self-contained. The pad shall be sloped to facilitate material removal. An unroofed pad shall be of sufficient capacity to contain at a minimum 110% of the capacity of the largest pesticide container or application equipment on the pad. A pad that is covered by a roof of sufficient size to completely exclude precipitation from contact with the pad shall have a minimum containment capacity of 100% of the capacity of the largest pesticide container or application equipment on the pad. Containment capacities as described above shall be maintained at all times. The above specified minimum containment capacities do not apply to vehicles when delivering pesticide shipments to the

mixing/loading site. States may have in effect additional requirements regarding wellhead setbacks and operational containment.

- Product must be used in a manner that will prevent back siphoning in wells, spills or improper disposal of excess pesticide, spray mixtures or rinsates.
- Do not apply under conditions that favor runoff or wind erosion of soil containing this product to non-target areas. To prevent off-site movement due to runoff or wind erosion:
 - Avoid treating powdery dry or light sandy soils when conditions are favorable for wind erosion. Under these conditions, the soil surface must first be settled by rainfall or irrigation.
 - Do not apply to impervious substrates such as paved or highly compacted surfaces or frozen or snow covered soils.
 - Do not use tailwater from the first flood or furrow irrigation of treated fields to treat non-target crops unless at least 1/2 inch of rainfall has occurred between application and the first irrigation.
- Do not apply when wind conditions favor drift to non-target sites. To minimize spray drift to non-target areas:
 - Use low pressure application equipment capable of producing a large droplet spray.
 - Do not use nozzles that produce a fine droplet spray.
 - Minimize drift by using sufficient spray volume to ensure adequate coverage with large droplet size sprays.
 - Keep ground-driven spray boom as low as possible above the target surface.
 - Make application when the wind velocity favors on-target product deposition (approximately 3 to 10 mph). Do not apply when wind velocity exceeds 15 mph. Avoid application when gusts approach 15 mph.
 - Low humidity and high temperatures increase the likelihood of spray drift to sensitive areas. Avoid spraying during conditions of low humidity and/or high temperatures. Do not apply during inversion conditions.
- Do not apply Surpass NXT to sweet corn as an early postemergence application.

• **Maximum Acetochlor Application Rates Per Calendar Year:**

Maximum annual acetochlor broadcast application rates for corn must not exceed 3.0 pounds active ingredient (3.4 pints Surpass NXT) per acre. Note: One pint per acre Surpass NXT delivers 0.875 pound active ingredient acetochlor per acre.

Rotational Crop Restrictions:

When tank mixing with other herbicides, follow the most restrictive crop rotation guidelines on the label of each product used.

1. If a crop treated with this product is lost, field corn, seed corn, silage corn, popcorn sweet corn or milo (sorghum) may be replanted immediately. When planting milo (sorghum), only use seed properly treated with a seed protectant or safener. Do not exceed a total of 3.0 pounds per acre of active ingredient if additional product is applied.
2. Nongrass animal feeds such as alfalfa, clover, kudzu, lespedeza, lupin, sanfoin, trefoil, and Vetch spp. may be planted 9 months after application. Wheat may be planted 4 months after application.
3. Rotate the next season to the following application to the following crops: soybeans, corn (all types), cotton, milo (sorghum), tobacco, sugar beets, sunflowers, potatoes, barley, buckwheat, millet (pearl and proso), oats, rye, teosinte, triticale, wild rice, dried-shelled bean group Lupinus spp. (including grain lupin, sweet lupin and white lupin); Phaseolus spp. (includes field bean, kidney bean, lima bean (dry), navy bean, pinto bean, tepary bean, bean); Vigna spp. (includes adzuki bean, blackeyed pea, catjang, cowpea, Crowder pea, moth bean, mung bean, rice bean, southern pea and urd bean); broad bean (dry) chickpea, guar, lablab bean, lentil, pea (Pisum spp., includes field pea); pigeon pea.

Rotation to Non-food Winter Cover Crops

Following harvest of food crops treated with Surpass NXT, only non-food or non-feed winter cover crops (with the exception of wheat) may be planted. Do not graze or harvest rotational cover crops for food or animal feed for 18 months following the last application of Surpass NXT. This prohibition does not apply to wheat, which may be planted 4 months following the last application of Surpass NXT, or to nongrass animal feeds, which may be planted 9 months after the last application of Surpass NXT.

Weed Resistance Management Guidelines

Acetochlor, the active ingredient in this product, is a Group 15 herbicide based on the mode of action classification system of the Weed Science Society of America. Any weed population can contain plants naturally resistant to Group 15 herbicides. Such resistant weed plants may not be effectively managed using Group 15 herbicides but may be effectively managed utilizing another herbicide from a different Group and/or by using cultural or mechanical practices. However, any herbicide mode of action classification by itself may not adequately address specific weeds that are resistant to specific herbicides. Consult your Dow AgroSciences representative, state cooperative extension service, professional consultants, or other qualified authorities to determine appropriate actions for treating specific resistant weeds.

Best Management Practices

Proactively implementing diversified weed control strategies to minimize selection for weed populations resistant to one or more herbicides is recommended. A diversified weed management program may include the use of multiple herbicides with different modes of action and overlapping weed spectrum with or without tillage operations and/or other cultural practices. Research has demonstrated that using full labeled rates and following directions for use is important to delay the selection for resistance. Scouting after a herbicide application is important because it can facilitate the early identification of weed shifts and/or weed resistance and thus provide direction on future weed management practices. One of the best ways to contain resistant populations is to implement measures to avoid allowing weeds to reproduce by seed or to proliferate vegetatively. Cleaning equipment between sites and avoiding movement of plant material between sites will greatly aid in retarding the spread of resistant weed seed.

General principles of herbicide resistance management

1. Apply integrated weed management practices. Use multiple herbicide modes-of-action with overlapping weed spectrums in rotation, sequences, or mixtures.
2. Use the full recommended herbicide rate and proper application timing for the hardest to control weed species present in the field.
3. Scout fields after herbicide application to ensure control has been achieved. Avoid allowing weeds to reproduce by seed or to proliferate vegetatively.
4. Monitor site and clean equipment between sites.

For annual cropping situations also consider the following:

- Start with a clean field and control weeds early by using a burndown treatment or tillage in combination with a preemergence residual herbicide as appropriate.
- Use cultural practices such as cultivation and crop rotation, where appropriate.
- Use good agronomic principles that enhance crop competitiveness
- Use new commercial seed that is as free of weed seed as possible.

Report any incidence of repeated non-performance of this product on a particular weed to your Dow AgroSciences representative, local retailer, or county extension agent.

Application Directions - Corn

Carriers and Spray Volume

Liquids: Either water or liquid fertilizers such as solutions, slurries, or suspensions may be used as liquid carriers. If fluid fertilizers are used, a physical compatibility test with these must be done **before combining** in the spray tank. See Appendix I for details of the compatibility testing procedure. Even if Surpass NXT is physically compatible with a fluid fertilizer, constant agitation is necessary to maintain a uniform mixture during application.

Apply in a minimum broadcast spray volume of 10 gallons per acre using boom equipment for ground applications. Use low pressure nozzles designed for application of herbicides. Use sufficient operating pressure to produce the desired spray pattern for the nozzle (15 to 40 psi) and follow manufacturer's instructions for nozzle spacing and operating height to ensure uniform spray distribution at the soil surface. Use 50-mesh or coarser screens, if needed.

Dry Bulk Fertilizer: Surpass NXT may be impregnated on dry bulk fertilizer and applied as the fertilizer is spread. Use at least 200 lb of dry bulk fertilizer per acre. See Appendix II for more details including which fertilizers are compatible.

Adding to Spray Tank

The spray tank must be clean, thoroughly rinsed, and decontaminated before adding either Surpass NXT alone or in tank mix combinations. If water is used as the carrier, use clean water. All return lines to the spray tank must discharge below the liquid level.

Used Alone: If Surpass NXT is used alone, add the specified amount to the spray tank before the tank is half filled, then add the rest of the water or fluid fertilizer. Provide sufficient agitation to ensure thorough mixing and to maintain a uniform spray mixture during application.

Tank Mixed: If a tank mixture is used, it is recommended that a small-scale test of compatibility be done before actual tank mixing. See Appendix I for details on the procedure for such a test.

Water Carrier

Allow time for complete dispersion/mixing before adding another product to the spray mixture. Add products to the tank mixture in the following order:

- To start, add one-half of the required amount of water to the spray tank. Begin agitation.
- Products in water soluble packaging. Important: Allow time for complete dispersion.
- Wettable powders or dry flowables (slurry if specified by tank mix product label)
- Liquid flowables
- Surpass NXT or other emulsifiable concentrates
- Suspension concentrates
- Urea ammonium nitrate (UAN) or ammonium sulphate (AMS), if required
- Compatibility agent if needed
- Soluble liquids such as glyphosate, paraquat, 2,4-D amine
- Crop oil concentrate (COC) or nonionic surfactant (NIS), if required
- Finish filling spray tank to required spray volume

Liquid Fertilizer Carrier

Allow time for complete dispersion/mixing before adding another product to the spray mixture. Add products to the tank mixture in the following order:

- To start, add one-half of the required amount of liquid fertilizer to the spray tank. Begin agitation.
- Compatibility agent if needed
- Products in water soluble packaging. Important: Products in water soluble packaging must be premixed with water (slurried) prior to addition to the spray tank.

- Wettable powders or dry flowables (slurry if specified by tank mix product label)
- Liquid flowables
- Surpass NXT or other emulsifiable concentrates
- Suspension concentrates
- Ammonium sulphate (AMS), if tank mixing with glyphosate.
- Soluble liquids such as glyphosate, paraquat, or 2,4-D amine
- Crop oil concentrate (COC) or nonionic surfactant (NIS), if required
- Finish filling spray tank to required spray volume.

Note: For all tank mixtures, maintain agitation during mixing and throughout application to ensure spray mixture remains uniformly suspended.

Application Timing and Methods

For the optimum period of effective weed control during the time most critical to corn production, preplant application of Surpass NXT herbicide should occur as close as possible to planting. Preemergence applications should occur as close as possible to planting, but prior to weed emergence; this product will not control emerged weeds present at application. Postemergence applications should occur prior to weed emergence or in tank mix combination with a product that controls emerged weeds. **Note:** Do not apply Surpass NXT to sweet corn as an early postemergence application.

Early Preplant Surface: On medium and fine textured soils (see Table 1) Surpass NXT and certain tank mixtures may be applied up to 45 days before planting field corn or silage corn. Split applications can be made 30 to 45 days prior to planting with 60 percent of the specified broadcast rate applied initially and the remaining 40 percent applied at planting. Applications made less than 30 days prior to planting can be made either as a split or as a single application. If weeds are present at the time of application, apply this product in a tank mixture with an appropriate contact herbicide. Observe directions for use, precautions, and restrictions on the label of the contact herbicide. During the planting operation, be careful not to move untreated soil to the surface or move treated soil out of the row, as weed control may be reduced.

Preplant Incorporation: Surpass NXT and certain tank mixes may be mechanically incorporated into the top 2 inches of the soil with field cultivators, discs, or spring tooth harrows any time up to 14 days prior to planting. Improper incorporation, excessive crop residues, or poor soil tilth may result in erratic, streaked, or otherwise unsatisfactory weed control. Do not mix Surpass NXT deeper than 2 inches into the soil and avoid moving or shaping soil after incorporation, as weed control may be reduced.

Preemergence Surface: Surpass NXT and certain tank mixes may be applied to the soil surface as a broadcast or banded application. Precipitation or sprinkler irrigation of at least 0.25 inch is required to bring Surpass NXT into contact with germinating seeds. If rain or sprinkler irrigation does not occur within 7 days after application, weed control may be improved by using a rotary hoe or similar equipment to incorporate the herbicide. Incorporation equipment should be run at a shallow depth to avoid disturbance of germinating corn seed. Erratic weed control resulting from exposure of untreated soil may occur if surface soil is moved or reshaped after incorporation.

Postplant-Preemergence: Surpass NXT may be applied after planting but prior to corn emergence. If rain or sprinkler irrigation does not occur within 7 days after application, weed control may be improved by using a rotary hoe or similar equipment to shallowly incorporate the herbicide. Incorporation equipment should be run at a shallow depth to prevent disturbance of the germinating corn. Erratic weed control resulting from exposure of untreated soil may occur if surface soil is moved or reshaped during incorporation.

Banding-Preemergence: Surpass NXT may be applied in a 10- to 14-inch band after corn planting but prior to emergence. If rain or sprinkler irrigation does not occur within 7 days after application, weed control may be improved by shallow incorporation using a rotary hoe or similar equipment. Do not disturb

the germinating corn seed. Erratic weed control resulting from exposure of untreated soil may occur if surface soil is moved or reshaped during incorporation.

Early Postemergence: Surpass NXT may be applied early postemergence to corn up to 11 inches tall. Application must be made prior to weed seedling emergence or in a tank mixture with a herbicide that controls the emerged weeds. Read and follow restrictions and directions on tank mix product labels. DO NOT apply postemergence to sweet corn. DO NOT make postemergence applications using sprayable liquid fertilizer as the carrier because severe crop injury may occur.

Sprinkler Irrigation: Do not apply Surpass NXT by sprinkler irrigation, unless otherwise directed by approved supplemental labeling in the possession of the user at the time of application. Use a sprinkler system to incorporate Surpass NXT after application. After Surpass NXT has been applied, a sprinkler irrigation system set to deliver 0.25 to 0.75 inch of water per acre may be used to incorporate the product. Using more than 0.75 inch of water could result in reduced performance. On sandy soil low in organic matter, use no more than 0.5 inch of water. Do not use flood irrigation to apply or incorporate Surpass NXT.

Fall Application - For use only in Iowa, Minnesota, North Dakota, South Dakota, Wisconsin, north of Route 91 in Nebraska, and north of Route 136 in Illinois. Following soybean harvest, apply to soybean stubble after September 30, when the sustained soil temperature at 4-inch depth is less than 55°F, but before ground freezes. Use on medium- and fine-textured soils with greater than 2.5% organic matter. Only corn may be planted the following spring.

Ground may be tilled before or after application. Do not exceed 2-inch incorporation depth if tilled after application.

If a spring application is made, the total rate of the fall plus spring application must not exceed the maximum labeled rate for corn grown on that soil.

Cultivation

Cultivation should be delayed as long as possible. If weeds emerge, a shallow cultivation or rotary hoeing will generally result in improved weed control. If Surpass NXT was incorporated, cultivate to a depth of less than half the depth of incorporation.

If cultivation is necessary due to soil crusting or compaction, adjust equipment to run shallow and minimize soil movement. This will decrease the possibility of diluting or moving the herbicide from the weed control zone.

Soil Texture and Organic Matter

The use rate of Surpass NXT is determined by a combination of two factors, soil texture and organic matter, which must be determined prior to application. Different soil textures are grouped into three textural classes (coarse, medium, and fine) as outlined in Table 1. Soil texture and organic matter content of the soil may be determined from soil survey information and/or by laboratory analysis and must be known in order to select the proper rate from Table 2.

Table 1: Soil Texture Groupings for Surpass NXT Use Rate Selection.

Coarse	Medium	Fine
Sand Loamy Sand Sandy Loam	Loam Silt Loam Silt Sandy Clay Loam	Silty Clay Loam Clay Loam Sandy Clay Silty Clay Clay

Use Rates for Conventional Tillage Systems

Table 2: Use Rates for Surpass NXT by Soil Texture and Organic Matter Content in Conventional Tillage Systems.

The following use rates are for preplant incorporated, preemergence, and early postemergence applications (see Application Timing and Methods). Consult Table 3 if reduced or no-till applications are made or application is made more than 14 days prior to planting under conventional tillage.

Soil Texture	Broadcast Rate Per Acre (Pints)*	
	Soil Organic Matter Content	
	Less than 3%	3% or more**
Coarse	1.25 – 1.75	1.75
Medium	1.75 – 2.25	1.75 – 2.25
Fine	1.75 – 2.25	2.25 – 2.75

*Use the higher rate in the rate range in areas of heavy weed infestation.

**On soils with 6 to 10 percent organic matter, use 2.5 to 3.4 pints per acre. On soils with more than 10 percent organic matter, use 3.4 pints per acre.

Use Rates for Reduced Tillage Systems or Early Preplant Applications in Conventional Tillage Systems

Surpass NXT may be used in reduced and no-till systems or as an early preplant application (more than 14 days prior to planting) in conventional tillage systems. Single applications may occur up to 30 days before planting but prior to weed emergence; application on coarse soils should not be made more than 14 days prior to planting. Optimal weed control will be obtained when applications are made as close as possible to planting but before weeds emerge. Split applications of Surpass NXT may be used; apply 60% of the recommended rate prior to weed emergence and up to 45 days before planting and the remaining 40% at or immediately following planting but before crop emergence. If weeds are present at application, it is recommended that a burndown herbicide such as paraquat (Gramoxone), glyphosate (Durango DMA), or 2,4-D be tank mixed with Surpass NXT.

Table 3: Use Rates for Surpass NXT by Soil Texture in Reduced and No-Till Systems or Conventional Tillage Systems when Applications are made more than 14 days Prior to Planting.

Soil Texture	Broadcast Rate Per Acre (Pints)*
Coarse	1.50 – 2.00
Medium	2.25 – 2.75
Fine	2.75 – 3.00

*Use the higher rate in the rate range in areas of heavy weed infestation.

Band Applications

This product may be applied as a band treatment. Use the following formulas below to determine the appropriate rate and volume per treated acre.

$$\frac{\text{Band width in inches}}{\text{Row width in inches}} \times \text{Broadcast rate per acre} = \text{Band rate per treated acre}$$

$$\frac{\text{Band width in inches}}{\text{Row width in inches}} \times \text{Broadcast volume per acre} = \text{Band volume per treated acre}$$

Weeds Controlled

Surpass NXT, applied as directed in this label, will provide control or partial control of the weeds listed in Table 4. Partially controlled weeds will be severely stunted, or experience reduced height, vigor, or population compared to untreated areas. Depending on the infestation level or density, a follow-up treatment with another registered herbicide may be needed to provide complete control.

Additional weeds may be controlled with tank mixes. See the Tank Mix Combinations section for specified tank mix combinations and additional weeds controlled.

Table 4: Weeds Controlled or Partially Controlled by Surpass NXT at Specified Use Rates.

Grasses and Sedges	C = Control PC = Partial Control	Broadleaves	C = Control PC = Partial Control
barnyardgrass	C	beggarweed, Florida	PC
crabgrass spp.	C	carpetweed	C
crowfootgrass	C	galinsoga	C
		groundcherry, cutleaf	PC
		henbit	C
		jimsonweed	PC
cupgrass, prairie	C	kochia	PC
cupgrass, southwestern	C	lambsquarters, common (5)	C
cupgrass, woolly (1)	C	nightshade, black	C
foxtail, bristly	C	nightshade, hairy	C
foxtail, giant	C	pigweed spp.	C
foxtail, green	C	purslane, common	C
foxtail, robust (purple, white)	C	pusley, Florida	C
foxtail, yellow	C	ragweed, common (5)	C
goosegrass	C	sida, prickly	PC
		smartweed spp.	PC
johnsongrass, seedling	PC	starbur, bristly	PC
		velvetleaf	PC
millet, foxtail	PC	waterhemp, common	C
millet, wild proso (2)	PC	waterhemp, tall	C
nutsedge, yellow (3)	C		
oats, wild	PC		
panicum, browntop	C		
panicum, fall	C		
panicum, Texas (4)	PC		
rice, red	C		
sandbur, field	PC		

20/
27

Shattercane (2)	PC	
signalgrass, broadleaf (4)	C	
sprangletop, red	C	
wheat, volunteer	PC	
witchgrass	C	

1. Use 3.0 to 3.4 pints per acre applied alone or in tank mixtures for best results. Control may be erratic, especially under dry conditions. Control escaped weeds with cultivation or application of a registered postemergence herbicide.
2. Use 3.0 to 3.4 pints per acre.
3. Use 2.5 to 3.4 pints per acre applied alone or in tank mixtures and apply preplant incorporated only for control on medium- and fine-textured soils.
4. Best control is achieved when Surpass NXT is applied within 5 days of planting and rainfall occurs shortly after application or mechanical incorporation is used to activate the herbicide. If it does not rain within 7 days of application, shallow cultivation will enhance activity. Excessive rainfall after application may reduce control. Under adverse weather conditions and/or heavy infestations, cultivation or application of a registered postemergence herbicide may be needed.
5. Use the higher rate in the application rate range.

Tank Mix Combinations

Additional weeds may be controlled with tank mixes of Surpass NXT and other products labeled for use on field corn, production seed corn, silage corn, sweet corn and popcorn. Tank mix combinations may be used in conventional, reduced, or no-till systems and may be applied by the same methods and at the same application timing as Surpass NXT herbicide unless otherwise specified in the tank mix product label.

Surpass NXT may be tank mixed with any other herbicide labeled for use on corn provided the compatibility of the tank mix is verified by a jar test and tank mixing with Surpass NXT is not prohibited by the label of the tank mix product. The compatibility of a tank mixture can be determined by mixing the ingredients of the herbicide mixture in their relative proportions in a glass jar as described for fluid fertilizer mixtures in Appendix I by substituting water for fluid fertilizer. Refer to the label of the tank mix product for applicable use directions, precautions and limitations, including additional weeds controlled. Do not exceed application rates on the respective product labels. Do not tank mix with another pesticide product that contains the same active ingredient as this product unless the label of either tank mix partner specifies the maximum dosages that may be used.

When tank mixing Surpass NXT with atrazine, do not exceed the maximum allowable rate of atrazine in your county or state. In some atrazine management areas, atrazine is more restricted. Consult your county extension office or state university for further information.

For all applications, do not exceed the maximum rate of acetochlor as specified in the Maximum Acetochlor Application Rate Per Calendar Year section of this label.

Use of Spray Adjuvants

Surpass NXT is a preemergence herbicide for which spray adjuvants have little or no influence on performance. However, several herbicides used in tank mixtures with Surpass NXT require use of adjuvants to aid in the burndown of emerged weeds. Use only those adjuvants recommended on the label of the tank mix product and approved for use in growing crops. Surfactants and/or low rate liquid fertilizers (28%, 30% or 32% UAN) or ammonium sulfate (AMS) adjuvants may be used with tank mixes applied preplant or preemergence to the crop.

Preemergence Tank Mix Combinations

Surpass NXT may be tank-mixed with Aim EC, atrazine, Balance Pro, Balance Flexx, Banvel, Callisto, Callisto Xtra, Clarity, Distinct, Durango DMA, Hornet WDG, Linex 4L, Lorox DF, Marksman, Princep, Python WDG, Resource, SureStart (do not exceed a total of 3.0 lbs ai acetochlor per acre per year), or 2,4_D for preemergence use in corn. Ensure that specific product being used in the tank mixture is registered for preemergence application to corn. Read and follow label directions of all products in the tank mixture; the most restrictive label directions apply.

Conventional Tillage (Surpass NXT Plus):

Tank Mix Herbicide [†]	Comments
Atrazine 4L	<ul style="list-style-type: none"> • May be applied preplant surface, preplant incorporated, preemergence. If emerged weeds are greater than 1.5 inches tall at the time of application, add an appropriate postemergence herbicide • Provides control or partial control of cocklebur, giant ragweed, annual ground cherry, jimsonweed, kochia, morningglory spp., mustard spp., sicklepod, and velvetleaf • Use in areas with heavy broadleaf weed pressure
Hornet WDG	<ul style="list-style-type: none"> • Tank mix with 4 – 5 oz/acre of Hornet[®] WDG herbicide to provide consistent control of velvetleaf, lambsquarters, pigweed species, waterhemp and triazine resistant varieties of these species. Also provides improved control of cocklebur, common ragweed, giant ragweed, common sunflower and jimsonweed.
Princep 4L	<ul style="list-style-type: none"> • Provides improved crabgrass or fall panicum control.
Python WDG	<ul style="list-style-type: none"> • Tank mix with 0.8 – 1.33 oz/acre of Python[®] WDG herbicide to provide consistent control of velvetleaf, lambsquarters, pigweed species, waterhemp and triazine resistant varieties of these species.

[†] Formulations that are not listed may be used. Perform a compatibility test and check the label of the tank mix product label for application rates, applicable use directions, precautions and limitations.

Reduced or No-Tillage Corn (Surpass NXT Plus):

Tank Mix Herbicide [†]	Comments
Atrazine 4L	<ul style="list-style-type: none"> • Provides control or partial control of cocklebur, giant ragweed, annual ground cherry, jimsonweed, kochia, morningglory spp., mustard spp., sicklepod, and velvetleaf • If emerged weeds are greater than 1.5 inches tall at the time of application, add an appropriate postemergence herbicide • Use in areas with heavy broadleaf weed pressure
Balance Pro	<ul style="list-style-type: none"> • Not labeled in all states; refer to Balance Pro label for precautionary statements, directions for use, geographic and other use restrictions • For use in field corn only • Refer to use rate section for minimum use rates of Surpass NXT
Banvel/Clarity Marksman	<ul style="list-style-type: none"> • Apply preplant or preemergence in reduced/ no-till systems for burndown of existing weeds
Durango DMA, , Roundup WeatherMax, Touchdown	<ul style="list-style-type: none"> • Apply preplant for burndown of existing weeds • Weeds less than 6 inches tall are easiest to control with burndown herbicides applied in combination with Surpass^{NXT}. • Always add ammonium sulphate (AMS) to tank mixes prior to addition of glyphosate (8.5 to 17 lb per 100 gal of spray).
Gramoxone Max	<ul style="list-style-type: none"> • Control annuals, suppress perennials
Pendimax [®]	<ul style="list-style-type: none"> • Preemergence to early postemergence to corn up to 3 inches tall, but

Prowl	before weeds are more than 1 inch tall.
Princep 4L	• Provides improved control of crabgrass and fall panicum
2,4-D	• Burndown existing weeds

† Formulations that are not listed may be used. Perform a compatibility test and check the product label for application rates, applicable use directions, precautions and limitations.

Postemergence Tank Mix Combinations

Surpass NXT can be applied to corn up to 11 inches tall. Surpass NXT may be applied before, with, or following the use of one or more of the following herbicides for postemergence use in corn: Accent, Accent Gold, Aim EC, atrazine, Balance Flexx, Banvel, Basis, Basis Gold, Beacon, Bladex, Buctril, Buctril/atrazine, Callisto, Callisto Xtra, Capreno, Clarity, Distinct, Durango DMA, Halex GT, Hornet WDG, Impact, Laudis, Liberty, Lightning, Linex 4L, Lorox DF, Marksman, Peak, Pendimax, Permit, Princep, Prowl, Pursuit, Resource, Shotgun, Spirit, Status, Steadfast, or 2,4-D. Refer to the label of the tank mix product for applicable directions for use, precautions and restrictions, and a list of weeds controlled. Surpass NXT may be tank mixed with any product approved for use on corn unless it is prohibited by the tank mix product label. Ensure that specific product being used in the tank mixture is registered for postemergence application to corn. Read and follow label directions of all products in the tank mixture; the most restrictive label directions apply.

Note: DO NOT use liquid fertilizer as the carrier when Surpass NXT is applied postemergence to corn as severe injury may result. The addition of liquid fertilizers used as adjuvants with Surpass NXT tank mixes applied postemergence to corn under environmental stress conditions may result in significant crop injury and should not be used if the risk of crop injury is unacceptable.

When tank mixing, read and follow label use directions and precautions of the tank mix product and follow additional use directions in the following table:

Postemergence Tank Mixes (Surpass NXT Plus):

Tank Mix Herbicide	Rate	Comments
Hornet WDG	2 - 5 oz/acre	• Always add NIS at 0.25% v/v or COC at 1% v/v.
Aim EC	0.5 oz/acre	• Always add a NIS at 0.25% v/v.
Banvel Clarity Marksman	0.5 - 1 pt/acre 0.5 - 1 pt/acre 2 - 3.5 pt/acre	• Early postemergence up to 8 inches tall corn on all soils. If grasses are more than 2-leaf stage, combine with another herbicide to control these weeds.
Buctril Buctril/atrazine Shotgun	1.5 pt/acre 2 pt/acre 2 - 3 pt/acre	• Refer to tank mix product labels for applicable use directions, precautions and restrictions.
Atrazine	0.5 - 2 lb ai/acre	• May be applied preplant surface, preplant incorporated, preemergence or early postemergence to corn up to 8 inches tall. If emerged weeds are greater than 1.5 inches tall at the time of application, add an appropriate postemergence herbicide. Note: The maximum atrazine application rate per year for corn is 2 lb active if applied only postemergence or 2.5 lb active if pre- and postemergence applications are made.
Distinct	4 - 6 oz/acre	• Always add a NIS at 0.25% v/v and 1.25% UAN. • Can be applied up to corn up to 10 inches tall.

Exceed	1 oz/acre	<ul style="list-style-type: none"> Always add crop oil concentrate at 1% v/v. See label for Exceed for geographic restrictions.
Liberty	16 - 28 oz/acre	<ul style="list-style-type: none"> For use on Liberty tolerant corn only. Apply to grass and broadleaf weeds up to 6 inches tall. Do not add additional surfactant.
Lightning	1.28 oz/acre	<ul style="list-style-type: none"> For use on Clearfield corn only. Use an NIS at 25%v/v and a liquid nitrogen fertilizer at 1 to 2 qt per acre or ammonium sulfate at 2.5 lb per acre.
Pendimax / Prowl	1.8 - 3.6 pt/acre	<ul style="list-style-type: none"> Apply preemergence or apply early postemergence to corn up to 3 inches tall, but before weeds are more than 1 inch tall.
Pursuit 2.5L Pursuit 70DG	4 fl oz/acre 1.4 fl oz/acre	<ul style="list-style-type: none"> Use only on Clearfield varieties. Apply preplant incorporated, preplant surface, preemergence or early postemergence to weeds up to 3 inches tall.
Resource	4 - 6 oz/acre	<ul style="list-style-type: none"> Apply to weeds less than 5 inches tall. Add a crop oil concentrate at 1 to 2 pt/acre and either 28% nitrogen at 2% v/v or ammonium sulfate at 2.5 lb/acre. May cause some burn or spotting to corn leaves.
Spirit	1 oz/acre	<ul style="list-style-type: none"> Always add crop oil concentrate at 1% v/v. See label for Spirit for geographic restrictions.
2,4-D Ester	See label	<ul style="list-style-type: none"> Apply preplant surface or preemergence to control emerged broadleaf weeds in corn.
Accent 75WDG Beacon 75WDG Basis Steadfast	1/4 - 2/3 oz/acre 0.76 oz/acre 1/4 - 2/3 oz/acre 0.75 oz/acre	<ul style="list-style-type: none"> Minimum Surpass NXT use rates (pt/acre): Soil <3%OM 3% or more OM Coarse 1.25 1.25 Medium 1.25 1.25 - 1.75 Fine 1.25 1.25 - 1.75 Always add NIS at 0.25% (v/v) and, in addition if applied under dry conditions, add 4% (v/v) clear liquid fertilizer. Banvel, Clarity, Marksman, Buctril, Buctril/atrazine may be added to this mixture to provide burndown and residual control of broadleaf weeds.
Basis Gold	14 oz/acre	<ul style="list-style-type: none"> Minimum Surpass NXT use rates (pt/acre): Soil <3%OM 3% or more OM Coarse 1.25 1.25 Medium 1.25 1.25 - 1.75 Fine 1.25 1.25 - 1.75 Always add COC at 1.0% v/v or, under dry arid conditions, add COC at 2.0% v/v plus 2 qt/acre of 28% liquid nitrogen or 2 lb/acre of ammonium sulfate. Banvel, Clarity, Marksman, Buctril, or Tough may be added to this mixture to provide burndown and residual control of broadleaf weeds.

Miscanthus and Other Non-food Perennial Bioenergy Crops

24/
27

For weed control in Miscanthus and other non-food perennial bioenergy crops, apply Surpass NXT herbicide at 1.3-1.7 pints per acre after the crop has been transplanted or after fully emerged to a height of at least 2-3 inches.

Up to two applications of Surpass NXT herbicide may be made each year. The total amount of this product applied each year must not exceed 3.4 pints per acre.

Restrictions:

- Do not allow the Miscanthus or other non-food perennial bioenergy crop treated with Surpass NXT herbicide to be grazed or used as animal feed.

Appendix I

Procedure for Testing the Compatibility of Surpass NXT and Tank Mixes with Fluid Fertilizers

Since fluid fertilizers vary, the following procedure is suggested for determining whether Surpass NXT herbicide may be combined with a specific fluid fertilizer for spray tank application.

Materials Needed:

- Surpass NXT and any tank mix products
- Fluid fertilizer to be used
- Adjuvant for fertilizer tank mix: Use any adjuvant cleared for use on growing crops under 40 CFR 180.1001 to improve the compatibility of Surpass NXT with fluid fertilizers. The adjuvant that provides the best emulsification depends upon the specific fertilizer under consideration.
- Two 1 quart, wide mouth glass jars with lid or stopper
- Measuring spoons (a 25 ml pipette or graduated cylinder provides more accurate measurement)
- Measuring cup, 8 oz (257 ml)

Procedure:

1. Pour a pint (about 473 ml) of the fluid fertilizer into each of the quart jars.
2. Add Surpass NXT and any tank mix combination to the jars. The order of addition is wettable powders first with mixing, followed by flowables with mixing and the ECs last. The rate of wettable powders and dry flowables is 1 1/2 teaspoon per pound of product per acre to be applied. ECs should be added at the rate of 1/2 teaspoon for each pint per acre to be applied. Premixing the wettable powders in 1 oz of water before adding to the pint of fluid fertilizer will improve the compatibility of the final mixture.
3. Add 1/2 teaspoon (2 ml) adjuvant to one of the jars, label it as "with," and mix. The rate of 1/2 teaspoon per pint is equal to 3 pints of adjuvant per 100 gallons of fluid fertilizer.
4. Close both jars with lids or stoppers and mix the contents by turning the jars upside down 10 times.
5. Inspect the surface and body of the mixtures-
 - (a) Immediately after completing the jar inversions
 - (b) After allowing the jars to stand undisturbed for 30 minutes
 - (c) And then again after turning the jars upside down 10 times after the 30 minute inspection

Evaluation:

If either mixture remains uniform for 30 minutes, the combination may be used. Should either mixture separate after 30 minutes, but readily remix uniformly with 10 jar inversions, the mixture can be used if adequate agitation is maintained in the tank. If the mixture with adjuvant is satisfactory but the one without adjuvant is not, be sure to use the adjuvant in the spray tank. Add the adjuvant first at a rate of 3 pints per 100 gallons of fluid fertilizer. Foaming may be minimized by using moderate agitation. **If non-dispersible oil, sludge, or clumps of solids form in the mixtures, the combination should not be used.**

Appendix II

Dry Bulk Fertilizer Impregnation

All individual state regulations relating to dry bulk fertilizer blending, registration, labeling, and application are the responsibility of the individual and/or company selling Surpass NXT, Surpass fertilizer mixtures.

When applying Surpass NXT alone or in tank mixes with dry bulk fertilizers, follow all directions for use and precautions on the respective tank mix product labels regarding use rates, soil texture, application methods, and rotational restrictions. Use a minimum of 200 lb of dry bulk fertilizer per acre.

Approved Dry Fertilizer Ingredients for Use with Surpass NXT (1)

Fertilizer	N	P	K
Ammonium Phosphate-Sulfate	16	20	0
Ammonium Sulfate	21	0	0
Diammonium Phosphate	18	46	0
Monoammonium Phosphate	11	56	0
Potassium Chloride	0	0	60
Potassium Sulfate	0	0	52
Urea (2)	45	0	0

- (1) Do not impregnate on fertilizers containing ammonium nitrate, potassium nitrate, or sodium nitrate.
- (2) Some ureas may be phytotoxic when high rates are applied to corn. Use only urea rates known to be safe for corn application.

For impregnating pesticides on dry fertilizers, use suitable mixers equipped with suitable spraying equipment. The spray nozzles should be positioned inside the mixer to provide uniform spray coverage of the tumbling fertilizer. Surpass NXT should be sprayed uniformly onto the fertilizer using a fine spray pattern. Tank mix components may be applied as separate ingredients with powders and dry flowables added first or they may be mixed in a slurry in the proper ratio and added jointly. Surpass NXT may also be impregnated on dry bulk fertilizer in the field while the fertilizer is being spread using a pneumatic applicator equipped to impregnate herbicides.

The following table provides a reference to determine the amount of Surpass NXT to be mixed per ton of dry bulk fertilizer for a range of herbicide rates.

		Surpass NXT Rate (pints/acre)		
		2.0	2.25	2.75
Fertilizer Rate (lbs/acre)	Acres Covered (per ton)	Pints Surpass NXT per Ton of Fertilizer		
200	10.0	20.0	22.5	27.5
300	6.7	13.4	15.0	18.4
400	5.0	10.0	11.3	13.8
500	4.0	8.0	9.0	11.0
600	3.3	6.6	7.4	9.1
700	2.9	5.8	6.5	8.0

26/
27

To determine the amount of Surpass NXT needed for other rates of fertilizer, use this formula:

$$\frac{\text{Surpass NXT rate (pints/acre)} \times 2000}{\text{Pounds of fertilizer/acre}} = \frac{\text{Pints of Surpass NXT}}{\text{per ton of fertilizer}}$$

If the herbicide/fertilizer mixture is too wet, use of a drying agent is required to provide a dry, free-flowing mixture. For mixtures to be used in spinning-disc applicators, Micro-Cel E calcium silicate powder (Manville, Filtration & Minerals) is recommended for use as a drying agent. Mixtures to be used in pneumatic applicators should use Micro-Cel E or Agsorb 16/30 RVM-MS granular clay (Oil-Dri Corporation). The drying agents should be added separately and uniformly to the prepared pesticide/fertilizer mixture, in a quantity that is sufficient to provide a suitable free-flowing mixture. Generally, less than 2% Micro-Cel E or 5% Agsorb 16/30 RVM-MS by weight is required.

Precaution: To avoid potential for explosion, do not impregnate Surpass NXT on ammonium sorbate nitrate, potassium nitrate, or sodium nitrate fertilizer or fertilizer blends. Do not impregnate on a single (0-20-0) or triple (0-46-0) super phosphate. Do not attempt to impregnate Surpass NXT on agricultural limestone as the herbicide will not be adequately absorbed.

Terms and Conditions of Use

If terms of the following Warranty Disclaimer, Inherent Risks of Use and Limitation of Remedies are not acceptable, return unopened package at once to the seller for a full refund of purchase price paid. To the extent permitted by law, otherwise, use by the buyer or any other user constitutes acceptance of the terms under Warranty Disclaimer, Inherent Risks of Use and Limitation of Remedies.

Warranty Disclaimer

Dow AgroSciences warrants that this product conforms to the chemical description on the label and is reasonably fit for the purposes stated on the label when used in strict accordance with the directions, subject to the inherent risks set forth below. To the extent permitted by law, Dow AgroSciences MAKES NO OTHER EXPRESS OR IMPLIED WARRANTY OF MERCHANTABILITY OR FITNESS FOR A PARTICULAR PURPOSE OR ANY OTHER EXPRESS OR IMPLIED WARRANTY.

Inherent Risks of Use

It is impossible to eliminate all risks associated with use of this product. Crop injury, lack of performance, or other unintended consequences may result because of such factors as use of the product contrary to label instructions (including conditions noted on the label, such as unfavorable temperatures, soil conditions, etc.), abnormal conditions (such as excessive rainfall, drought, tornadoes, hurricanes), presence of other materials, the manner of application, or other factors, all of which are beyond the control of Dow AgroSciences or the seller. To the extent permitted by law, all such risks shall be assumed by buyer.

Limitation of Remedies

To the extent permitted by law, the exclusive remedy for losses or damages resulting from this product (including claims based on contract, negligence, strict liability, or other legal theories), shall be limited to, at Dow AgroSciences' election, one of the following:

1. Refund of purchase price paid by buyer or user for product bought, or
2. Replacement of amount of product used.

To the extent permitted by law, Dow AgroSciences shall not be liable for losses or damages resulting from handling or use of this product unless Dow AgroSciences is promptly notified of such loss or damage in writing. To the extent permitted by law, in no case shall Dow AgroSciences be liable for consequential or incidental damages or losses.

27/
/27

The terms of the Warranty Disclaimer, Inherent Risks of Use and this Limitation of Remedies cannot be varied by any written or verbal statements or agreements. No employee or sales agent of Dow AgroSciences or the seller is authorized to vary or exceed the terms of the Warranty Disclaimer or this Limitation of Remedies in any manner.

®Trademark of The Dow Chemical Company ("Dow") or an affiliated company of Dow
EPA accepted / /