



UNITED STATES ENVIRONMENTAL PROTECTION AGENCY
WASHINGTON, DC 20460

OFFICE OF CHEMICAL SAFETY
AND POLLUTION PREVENTION

March 13, 2017

Dr. David Barnekow
Regulatory Manager
Regulatory Affairs
Dow AgroSciences, LLC
9330 Zionsville Rd.
Indianapolis, IN 46268

Subject: Label Amendment – Updating label with application up to water’s edge instructions
Product Name: PasturAll HL
EPA Registration Number: 62719-629
Application Date: May 6, 2016
Decision Number: 517166

Dear Dr. Barnekow:

The amended label referred to above, submitted in connection with registration under the Federal Insecticide, Fungicide and Rodenticide Act, as amended, is acceptable. This approval does not affect any conditions that were previously imposed on this registration. You continue to be subject to existing conditions on your registration and any deadlines connected with them.

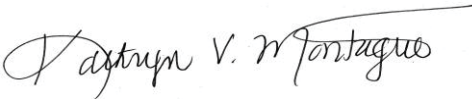
A stamped copy of your labeling is enclosed for your records. This labeling supersedes all previously accepted labeling. You must submit one copy of the final printed labeling before you release the product for shipment with the new labeling. In accordance with 40 CFR 152.130(c), you may distribute or sell this product under the previously approved labeling for 18 months from the date of this letter. After 18 months, you may only distribute or sell this product if it bears this new revised labeling or subsequently approved labeling. “To distribute or sell” is defined under FIFRA section 2(gg) and its implementing regulation at 40 CFR 152.3.

Should you wish to add/retain a reference to the company’s website on your label, then please be aware that the website becomes labeling under the Federal Insecticide Fungicide and Rodenticide Act and is subject to review by the Agency. If the website is false or misleading, the product would be misbranded and unlawful to sell or distribute under FIFRA section 12(a)(1)(E). 40 CFR 156.10(a)(5) list examples of statements EPA may consider false or misleading. In addition, regardless of whether a website is referenced on your product’s label, claims made on the website may not substantially differ from those claims approved through the registration process. Therefore, should the Agency find or if it is brought to our attention that a website contains false or misleading statements or claims substantially differing from the EPA approved registration, the website will be referred to the EPA’s Office of Enforcement and Compliance.

Page 2 of 2
EPA Reg. No. 62719-629
Decision No. 517166

Your release for shipment of the product constitutes acceptance of these conditions. If these conditions are not complied with, the registration will be subject to cancellation in accordance with FIFRA section 6. If you have any questions, please contact Kathryn Montague by phone at 703-305-1243, or via email at montague.kathryn@epa.gov.

Sincerely,

A handwritten signature in black ink that reads "Kathryn V. Montague". The signature is written in a cursive style with a long horizontal flourish extending to the right.

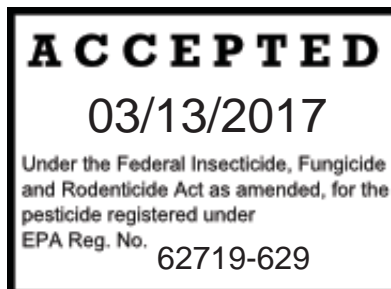
Kathryn Montague, Product Manager 23
Herbicide Branch
Registration Division (7505P)
Office of Pesticide Programs

Enclosure

(Base label):

PasturAll[®] HL

SPECIALTY HERBICIDE



For selective post-emergence control of many broadleaf weeds in rangeland, permanent grass pastures (including grasses grown for hay*), Conservation Reserve Program (CRP) acres, non-cropland areas (such as roadsides), non-irrigation ditch banks, natural areas (such as wildlife management areas including seasonally dry flood plains, deltas, marshes, prairie potholes, or vernal pools, wildlife openings, wildlife habitats, recreation areas, campgrounds, trailheads and trails), and grazed areas in and around these sites.

*Hay from grass treated with PasturAll HL within the preceding 18-months can only be used on the farm or ranch where the product is applied unless allowed by supplemental labeling.

<p>IMPORTANT USE PRECAUTIONS AND RESTRICTIONS TO PREVENT INJURY TO DESIRABLE PLANTS</p> <ul style="list-style-type: none"> Carefully read the section “<i>Restrictions in Hay or Manure Use.</i>” It is mandatory to follow the “<i>Use Precautions and Restrictions</i>” section of this label. Manure and urine from animals consuming grass or hay treated with this product may contain enough aminopyralid to cause injury to sensitive broadleaf plants. Hay can only be used on the farm or ranch where product is applied unless allowed by supplemental labeling. Consult with a Dow AgroSciences representative if you do not understand the “Use Precautions and Restrictions”. Call [1-(800) 263-1196] Customer Information Group. 	<p>Forage and Manure Management</p> <p>© Copyright 2011 Dow AgroSciences LLC</p>
--	---

**Not For Sale, Distribution, or Use in New York State.
Not For Sale, Distribution, or Use in the San Luis Valley of Colorado.**

GROUP	4	HERBICIDE
--------------	----------	------------------

Active Ingredient:

Triisopropanolammonium salt of 2-pyridine carboxylic acid, 4-amino-3,6-dichloro-	2.0%
Dimethylamine salt of 2,4-dichlorophenoxyacetic acid	44.45%
Other Ingredients	<u>53.55%</u>
Total	100.00%

Acid Equivalents:

aminopyralid (2-pyridine carboxylic acid, 4-amino-3,6-dichloro-) –	1.04% - 0.1 lb/gal (12 g/L)
2,4-D [(2,4-dichlorophenoxy) acetic acid] –	36.89% - 3.54 lb/gal (425 g/L)

Keep Out of Reach of Children**DANGER PELIGRO**

Si usted no entiende la etiqueta, busque a alguien para que se la explique a usted en detalle. (If you do not understand the label, find someone to explain it to you in detail.)

Precautionary Statements**Hazards to Humans and Domestic Animals**

Corrosive • Causes Irreversible Eye Damage • Harmful if Swallowed

Do not get in eyes or on clothing.

Personal Protective Equipment (PPE)**All mixers, loaders, applicators, flaggers, and other handlers must wear:**

- Long-sleeved shirt and long pants
- Shoes plus socks
- Chemical-resistant gloves made of any waterproof material such as barrier laminate, butyl rubber \geq 14 mils, nitrile rubber \geq 14 mils, neoprene rubber \geq 14 mils, natural rubber \geq 14 mils, polyethylene, polyvinyl chloride (PVC) \geq 14 mils, or viton \geq 14 mils, when applying postharvest dips or sprays to citrus, applying with any handheld nozzle or equipment, mixing or loading, cleaning up spills or equipment, or otherwise exposed to the concentrate.
- Protective eyewear
- Chemical resistant apron when applying postharvest dips or sprays to citrus, mixing or loading, cleaning up spills or equipment, or otherwise exposed to the concentrate

See engineering controls for additional requirements

Discard clothing and other absorbent materials that have been drenched or heavily contaminated with this product's concentrate. Do not reuse them. Follow manufacturer's instructions for cleaning/maintaining PPE. If no such instructions for washables exist, use detergent and hot water. Keep and wash PPE separately from other laundry.

Engineering Controls Statements

When handlers use closed systems or enclosed cabs in a manner that meets the requirements listed in the Worker Protections Standard (WPS) for agricultural pesticides [40 CFR 170.240 (d) (4-6)], the handler PPE requirements may be reduced or modified as specified in the WPS.

Pilots must use an enclosed cockpit that meets the requirements listed in the Worker Protections Standard (WPS) for agricultural pesticides [40 CFR 170.240 (d) (4-6)].

User Safety Recommendations

Users should:

- Wash thoroughly with soap and water after handling and before eating, drinking, chewing gum, using tobacco, or using the toilet.
- Remove clothing/PPE immediately if pesticide gets inside. Then wash thoroughly and put on clean clothing.
- Remove PPE immediately after handling this product. Wash the outside of gloves before removing. As soon as possible, wash thoroughly and change into clean clothing.

First Aid

If in eyes: Hold eye open and rinse slowly and gently with water for 15-20 minutes. Remove contact lenses, if present, after the first 5 minutes, then continue rinsing. Call a poison control center or doctor for treatment advice.

If swallowed: Call a poison control center or doctor immediately for treatment advice. Have person sip a glass of water if able to swallow. Do not induce vomiting unless told to do so by a poison control center or doctor. Do not give anything by mouth to an unconscious person.

Have the product container or label with you when calling a poison control center or doctor or going for treatment. You may also contact 1-800-992-5994 for emergency medical treatment information.

Note to physician: Probable mucosal damage may contraindicate use of gastric lavage

Environmental Hazards

This pesticide may be toxic to fish and aquatic invertebrates. Do not apply directly to water. Take care to minimize the incidental overspray along the shoreline when applying to terrestrial plants at the water's edge or to water in areas where surface water is present. Do not apply directly to intertidal areas below the mean high water mark, except as noted on appropriate labels. Drift and runoff may be hazardous to aquatic organisms in water adjacent to treated areas. Do not contaminate water when disposing of equipment wash waters or rinsate.

This chemical has properties and characteristics associated with chemicals detected in groundwater. The use of this chemical in areas where soils are permeable, particularly where the water table is shallow, may result in groundwater contamination. Application around a cistern or well may result in contamination of drinking water or groundwater.

Agricultural Use Requirements

Use this product only in accordance with its labeling and with the Worker Protection Standard, 40 CFR part 170. Refer to label booklet under "Agricultural Use Requirements" in the "Directions for Use" section for information about this standard.

Non-refillable containers 5 gallons or less:

Storage and Disposal

Do not contaminate water, food, feed or fertilizer by storage or disposal. Open dumping is prohibited.

Pesticide Storage: If this product is exposed to subfreezing temperatures, the active ingredient may crystallize and settle out of solution. Under these conditions the product should be warmed to at least 40°F and agitated well to dissolve any crystallized material prior to use.

Pesticide Disposal: Pesticide wastes are toxic. Improper disposal of excess pesticide, spray mixture or rinsate is a violation of Federal law. If these wastes cannot be disposed of by use according to label instructions, contact your state pesticide or environmental control agency, or the hazardous waste representative at the nearest EPA regional office for guidance.

Container Handling: Nonrefillable container. Do not reuse or refill this container. Offer for recycling if available, or puncture and dispose of in a sanitary landfill, or by incineration, or by other procedures allowed by state and local authorities.

Triple rinse or pressure rinse container (or equivalent) promptly after emptying. **Triple rinse** as follows: Empty the remaining contents into application equipment or a mix tank and drain for 10 seconds after the flow begins to drip. Fill the container 1/4 full with water and recap. Shake for 10 seconds. Pour rinsate into application equipment or a mix tank or store rinsate for later use or disposal. Drain for 10 seconds after the flow begins to drip. Repeat this procedure two more times. **Pressure rinse** as follows: Empty the remaining contents into application equipment or a mix tank and continue to drain for 10 seconds after the flow begins to drip. Hold container upside down over application equipment or mix tank or collect rinsate for later use or disposal. Insert pressure rinsing nozzle in the side of the container, and rinse at about 40 psi for at least 30 seconds. Drain for 10 seconds after the flow begins to drip.

Refillable containers larger than 5 gallons:

Storage and Disposal

Do not contaminate water, food, feed or fertilizer by storage or disposal. Open dumping is prohibited.

Pesticide Storage: If this product is exposed to subfreezing temperatures, the active ingredient may crystallize and settle out of solution. Under these conditions the product should be warmed to at least 40°F and agitated well to dissolve any crystallized material prior to use.

Pesticide Disposal: Pesticide wastes are toxic. Improper disposal of excess pesticide, spray mixture or rinsate is a violation of Federal law. If these wastes cannot be disposed of by use according to label instructions, contact your state pesticide or environmental control agency, or the hazardous waste representative at the nearest EPA regional office for guidance.

Container Handling: Refillable container. Refill this container with pesticide only. Do not reuse this container for any other purpose.

Cleaning the container before final disposal is the responsibility of the person disposing of the container.

Cleaning before refilling is the responsibility of the refiller. To clean the container before final disposal, empty the remaining contents from this container into application equipment or a mix tank. Fill the container about 10% full with water. Agitate vigorously or recirculate water with the pump for two minutes. Pour or pump rinsate into application equipment or rinsate collection system. Repeat this rinsing procedure two more times.

Nonrefillable containers larger than 5 gallons:

Storage and Disposal

Do not contaminate water, food, feed or fertilizer by storage or disposal. Open dumping is prohibited.

Pesticide Storage: If this product is exposed to subfreezing temperatures, the active ingredient may crystallize and settle out of solution. Under these conditions the product should be warmed to at least 40°F and agitated well to dissolve any crystallized material prior to use.

Pesticide Disposal: Pesticide wastes are toxic. Improper disposal of excess pesticide, spray mixture or rinsate is a violation of Federal law. If these wastes cannot be disposed of by use according to label instructions, contact your state pesticide or environmental control agency, or the hazardous waste representative at the nearest EPA regional office for guidance.

Container Handling: Nonrefillable container. Do not reuse or refill this container. Offer for recycling if available, or puncture and dispose of in a sanitary landfill, or by incineration, or by other procedures allowed by state and local authorities.

Triple rinse or pressure rinse container (or equivalent) promptly after emptying. **Triple rinse** as follows: Empty the remaining contents into application equipment or a mix tank. Fill the container 1/4 full with water. Replace and tighten closures. Tip container on its side and roll it back and forth, ensuring at least one complete revolution, for 30 seconds. Stand the container on its end and tip it back and forth several times. Turn the container over onto its other end and tip it back and forth several times. Empty the rinsate into application equipment or a mix tank or store rinsate for later use or disposal. Repeat this procedure two more times. **Pressure rinse** as follows: Empty the remaining contents into application equipment or a mix tank and continue to drain for 10 seconds after the flow begins to drip. Hold container upside down over application equipment or mix tank or collect rinsate for later use or disposal. Insert

pressure rinsing nozzle in the side of the container, and rinse at about 40 psi for at least 30 seconds. Drain for 10 seconds after the flow begins to drip.

Refer to label booklet for Directions for Use.

Notice: Read the entire label. Use only according to label directions. **Before using this product, read Warranty Disclaimer, Inherent Risks of Use, and Limitation of Remedies at end of label booklet. If terms are unacceptable, return at once unopened.**

In case of emergency endangering health or the environment involving this product, call 1-800-992-5994.

Agricultural Chemical: Do not ship or store with food, feeds, drugs or clothing.

EPA Reg. No. 62719-629

EPA Est. _____

®Trademark of The Dow Chemical Company ("Dow") or an affiliated company of Dow

**Produced for
Dow AgroSciences LLC
9330 Zionsville Road
Indianapolis, IN 46268**

NET CONTENTS ____

(cover/shipping container):

PasturAll[®] HL

SPECIALTY HERBICIDE

For selective post-emergence control of many broadleaf weeds in rangeland, permanent grass pastures (including grasses grown for hay*), Conservation Reserve Program (CRP) acres, non-cropland areas (such as roadsides), non-irrigation ditch banks, natural areas (such as wildlife management areas including seasonally dry flood plains, deltas, marshes, prairie potholes, or vernal pools, wildlife openings, wildlife habitats, recreation areas, campgrounds, trailheads and trails), and grazed areas in and around these sites.

*Hay from grass treated with PasturAll HL within the preceding 18-months can only be used on the farm or ranch where the product is applied unless allowed by supplemental labeling.

<p>IMPORTANT USE PRECAUTIONS AND RESTRICTIONS TO PREVENT INJURY TO DESIRABLE PLANTS</p> <ul style="list-style-type: none"> • Carefully read the section “<i>Restrictions in Hay or Manure Use</i>.” • It is mandatory to follow the “<i>Use Precautions and Restrictions</i>” section of this label. • Manure and urine from animals consuming grass or hay treated with this product may contain enough aminopyralid to cause injury to sensitive broadleaf plants. • Hay can only be used on the farm or ranch where product is applied unless allowed by supplemental labeling. • Consult with a Dow AgroSciences representative if you do not understand the “Use Precautions and Restrictions”. Call [1-(800) 263-1196] Customer Information Group. 	<p>Forage and Manure Management</p> <p>© Copyright 2011 Dow AgroSciences LLC</p>
---	---

Not For Sale, Distribution, or Use in New York State.

Not For Sale, Distribution, or Use in the San Luis Valley of Colorado.

GROUP	4	HERBICIDE
-------	---	-----------

Active Ingredient:

Triisopropanolammonium salt of 2-pyridine
carboxylic acid, 4-amino-3,6-dichloro- 2.0%

Dimethylamine salt of
2,4-dichlorophenoxyacetic acid 44.45%

Other Ingredients 53.55%

Total 100.00%

Acid Equivalents:

aminopyralid (2-pyridine carboxylic acid, 4-amino-3,6-dichloro-) – 1.04% - 0.1 lb/gal (12 g/L)

2,4-D [(2,4-dichlorophenoxy) acetic acid] – 36.89% - 3.54 lb/gal (425 g/L)

Keep Out of Reach of Children**DANGER PELIGRO**

Si usted no entiende la etiqueta, busque a alguien para que se la explique a usted en detalle. (If you do not understand the label, find someone to explain it to you in detail.)

Agricultural Use Requirements

Use this product only in accordance with its labeling and with the Worker Protection Standard, 40 CFR part 170. Refer to label booklet under "Agricultural Use Requirements" in the "Directions for Use" section for information about this standard.

Refer to label booklet for Directions for Use.

Notice: Read the entire label. Use only according to label directions. **Before using this product, read Warranty Disclaimer, Inherent Risks of Use, and Limitation of Remedies at end of label booklet. If terms are unacceptable, return at once unopened.**

In case of emergency endangering health or the environment involving this product, call 1-800-992-5994.

Agricultural Chemical: Do not ship or store with food, feeds, drugs or clothing.

EPA Reg. No. 62719-629

EPA Est. _____

®Trademark of The Dow Chemical Company ("Dow") or an affiliated company of Dow

Produced for
Dow AgroSciences LLC
9330 Zionsville Road
Indianapolis, IN 46268

NET CONTENTS ____

Precautionary Statements

Hazard to Humans and Domestic Animals

DANGER

Corrosive • Causes Irreversible Eye Damage • Harmful if Swallowed

Do not get in eyes or on clothing.

Personal Protective Equipment (PPE)

All mixers, loaders, applicators, flaggers, and other handlers must wear:

- Long-sleeved shirt and long pants
- Shoes plus socks
- Chemical-resistant gloves made of any waterproof material such as barrier laminate, butyl rubber \geq 14 mils, nitrile rubber \geq 14 mils, neoprene rubber \geq 14 mils, natural rubber \geq 14 mils, polyethylene, polyvinyl chloride (PVC) \geq 14 mils, or viton \geq 14 mils, when applying postharvest dips or sprays to citrus, applying with any handheld nozzle or equipment, mixing or loading, cleaning up spills or equipment, or otherwise exposed to the concentrate.
- Protective eyewear
- Chemical resistant apron when applying postharvest dips or sprays to citrus, mixing or loading, cleaning up spills or equipment, or otherwise exposed to the concentrate

See engineering controls for additional requirements

Discard clothing and other absorbent materials that have been drenched or heavily contaminated with this product's concentrate. Do not reuse them. Follow manufacturer's instructions for cleaning/maintaining PPE. If no such instructions for washables exist, use detergent and hot water. Keep and wash PPE separately from other laundry.

Engineering Controls Statements

When handlers use closed systems or enclosed cabs in a manner that meets the requirements listed in the Worker Protections Standard (WPS) for agricultural pesticides [40 CFR 170.240 (d) (4-6)], the handler PPE requirements may be reduced or modified as specified in the WPS.

Pilots must use an enclosed cockpit that meets the requirements listed in the Worker Protections Standard (WPS) for agricultural pesticides [40 CFR 170.240 (d) (4-6)].

User Safety Recommendations

Users should:

- Wash thoroughly with soap and water after handling and before eating, drinking, chewing gum, using tobacco, or using the toilet.
- Remove clothing/PPE immediately if pesticide gets inside. Then wash thoroughly and put on clean clothing.
- Remove PPE immediately after handling this product. Wash the outside of gloves before removing. As soon as possible, wash thoroughly and change into clean clothing.

First Aid

If in eyes: Hold eye open and rinse slowly and gently with water for 15-20 minutes. Remove contact lenses, if present, after the first 5 minutes, then continue rinsing. Call a poison control center or doctor for treatment advice.

If swallowed: Call a poison control center or doctor immediately for treatment advice. Have person sip a glass of water if able to swallow. Do not induce vomiting unless told to do so by a poison control center or doctor. Do not give anything by mouth to an unconscious person.

Have the product container or label with you when calling a poison control center or doctor or going for treatment. You may also contact 1-800-992-5994 for emergency medical treatment information.

Note to physician: Probable mucosal damage may contraindicate use of gastric lavage

Environmental Hazards

This pesticide may be toxic to fish and aquatic invertebrates. Do not apply directly to water. Take care to minimize the incidental overspray along the shoreline when applying to terrestrial plants at the water's edge or to water in areas where surface water is present. Do not apply directly to intertidal areas below the mean high water mark, except as noted on appropriate labels. Drift and runoff may be hazardous to aquatic organisms in water adjacent to treated areas. Do not contaminate water when disposing of equipment wash waters or rinsate.

This chemical has properties and characteristics associated with chemicals detected in groundwater. The use of this chemical in areas where soils are permeable, particularly where the water table is shallow, may result in groundwater contamination. Application around a cistern or well may result in contamination of drinking water or groundwater.

Directions for Use

It is a violation of Federal law to use this product in a manner inconsistent with its labeling. Read all Directions for Use carefully before applying.

Do not apply this product in a way that will contact workers or other persons, either directly or through drift. Only protected handlers may be in the area during application. For any requirements specific to your State or Tribe, consult the agency responsible for pesticide regulation.

Agricultural Use Requirements

Use this product only in accordance with its labeling and with the Worker Protection Standard, 40 CFR part 170. This Standard contains requirements for the protection of agricultural workers on farms, forests, nurseries, and greenhouses, and handlers of agricultural pesticides. It contains requirements for training, decontamination, notification, and emergency assistance. It also contains specific instructions and exceptions pertaining to the statements on this label about Personal Protective Equipment (PPE) and restricted-entry interval. The requirements in this box only apply to uses of this product that are covered by the Worker Protection Standard.

Do not enter or allow worker entry into treated areas during the restricted entry interval (REI) of 48 hours.

PPE required for early entry to treated areas that is permitted under the Worker Protection Standard and that involves contact with anything that has been treated, such as plants, soil, or water, is:

- Coveralls
- Chemical-resistant gloves made of any waterproof material such as natural rubber.
- Protective eyewear
- Shoes plus socks

Non-Agricultural Use Requirements

The requirements in this box apply to uses of this product that are NOT within the scope of the Worker Protection Standard for Agricultural Pesticides (40 CFR Part 170). The WPS applies when this product is used to produce agricultural plants on farms, forests, nurseries, or greenhouses.

Entry Restrictions for Non-WPS Uses: For applications on rangeland and permanent grass pastures, and non-cropland areas, do not enter or allow people (or pets) to enter the treated area until sprays have dried.

Storage and Disposal

Do not contaminate water, food, feed or fertilizer by storage or disposal. Open dumping is prohibited.

Pesticide Storage: If this product is exposed to subfreezing temperatures, the active ingredient may crystallize and settle out of solution. Under these conditions the product should be warmed to at least 40°F and agitated well to dissolve any crystallized material prior to use.

Pesticide Disposal: Pesticide wastes are toxic. Improper disposal of excess pesticide, spray mixture or rinsate is a violation of Federal law. If these wastes cannot be disposed of by use according to label instructions, contact your state pesticide or environmental control agency, or the hazardous waste representative at the nearest EPA regional office for guidance.

Non-refillable containers 5 gallons or less:

Container Handling: Nonrefillable container. Do not reuse or refill this container. Offer for recycling if available, or puncture and dispose of in a sanitary landfill, or by incineration, or by other procedures allowed by state and local authorities.

Triple rinse or pressure rinse container (or equivalent) promptly after emptying. **Triple rinse** as follows: Empty the remaining contents into application equipment or a mix tank and drain for 10 seconds after the flow begins to drip. Fill the container 1/4 full with water and recap. Shake for 10 seconds. Pour rinsate into application equipment or a mix tank or store rinsate for later use or disposal. Drain for 10 seconds after the flow begins to drip. Repeat this procedure two more times. **Pressure rinse** as follows: Empty the remaining contents into application equipment or a mix tank and continue to drain for 10 seconds after the flow begins to drip. Hold container upside down over application equipment or mix tank or collect rinsate for later use or disposal. Insert pressure rinsing nozzle in the side of the container, and rinse at about 40 psi for at least 30 seconds. Drain for 10 seconds after the flow begins to drip.

Refillable containers larger than 5 gallons:

Container Handling: Refillable container. Refill this container with pesticide only. Do not reuse this container for any other purpose.

Cleaning the container before final disposal is the responsibility of the person disposing of the container. Cleaning before refilling is the responsibility of the refiller. To clean the container before final disposal, empty the remaining contents from this container into application equipment or a mix tank. Fill the container about 10% full with water. Agitate vigorously or recirculate water with the pump for two minutes. Pour or pump rinsate into application equipment or rinsate collection system. Repeat this rinsing procedure two more times.

Nonrefillable containers larger than 5 gallons:

Container Handling: Nonrefillable container. Do not reuse or refill this container. Offer for recycling if available, or puncture and dispose of in a sanitary landfill, or by incineration, or by other procedures allowed by state and local authorities.

Triple rinse or pressure rinse container (or equivalent) promptly after emptying. **Triple rinse** as follows: Empty the remaining contents into application equipment or a mix tank. Fill the container 1/4 full with water. Replace and tighten closures. Tip container on its side and roll it back and forth, ensuring at least one complete revolution, for 30 seconds. Stand the container on its end and tip it back and forth several times. Turn the container over onto its other end and tip it back and forth several times. Empty the rinsate into application equipment or a mix tank or store rinsate for later use or disposal. Repeat this procedure two more times. **Pressure rinse** as follows: Empty the remaining contents into application equipment or a mix tank and continue to drain for 10 seconds after the flow begins to drip. Hold container upside down over application equipment or mix tank or collect rinsate for later use or disposal. Insert pressure rinsing nozzle in the side of the container, and rinse at about 40 psi for at least 30 seconds. Drain for 10 seconds after the flow begins to drip.

Product Information

PasturAll® HL specialty herbicide is intended for selective post-emergence control of many broadleaf weeds in permanent grass pastures (including grasses grown for hay*), rangeland, Conservation Reserve Program acres, non-cropland areas such as right-of-way, roadsides, non-irrigation ditch banks, and natural areas such as wildlife management areas including seasonally dry flood plains, deltas, marshes, prairie potholes, or vernal pools, natural recreation areas, campgrounds, trailheads and trails, and grazed areas in and around non-crop these areas.

***Hay from grass treated with PasturAll HL within the preceding 18-months can only be used on the farm or ranch where the product is applied unless allowed by supplemental labeling.**

Apply PasturAll HL as a water spray during warm weather when target weeds or woody plants are actively growing. Application under drought conditions will often give less than desirable results. Generally, the lower rates specified on this label will be satisfactory for young, succulent growth of susceptible weed species. For less susceptible species under adverse environmental conditions or when treating more mature weeds use higher specified rates. Deep-rooted perennial weeds such as Canada thistle and field bindweed and many woody plants may require repeat applications for control.

Resistance Management Guidelines

- Development of plant populations resistant to this herbicide mode of action is usually not a problem on rangeland, permanent grass pastures, or Conservation Reserve Program (CRP), or non-cropland sites since these sites receive infrequent pesticide applications.
- In croplands, use an effective integrated pest management (IPM) program, integrating tillage or other mechanical methods, crop rotation or other cultural control methods into weed control programs whenever practical.
- Similar looking biotypes of a given weed species occurring in a treated area may vary in their susceptibility to a herbicide. Application of a herbicide below its labeled rate may allow more tolerant weeds to survive and a shift to more tolerant biotypes within the treated area.
- Where identified, spreading of resistant weeds to other fields may be prevented by cleaning harvesting and tillage equipment before moving to other areas and by planting weed-free seed.
- Contact your extension specialist, certified crop consultant, or Dow AgroSciences representative for the latest resistance management information.

Use Precautions

- Applications made during periods of intense rainfall, to soils saturated with water, surfaces paved with materials such as asphalt or concrete, or soils through which rainfall will not readily penetrate may result in runoff and movement of PasturAll HL. Injury to crops may result if treated soil and/or runoff water containing PasturAll HL is washed, or moved onto land used to produce crops. Exposure to PasturAll HL may injure or kill susceptible crops and other plants, such as grapes, soybeans, tobacco, sensitive ornamentals.
- **Seeding grasses:**
 - **Preemergence:** Grasses may be reseeded in the fall following an application of PasturAll HL applied in the spring or early summer.
 - **Postemergence:** During the season of establishment, PasturAll HL should be applied only after perennial grasses are well established (have developed a good secondary root system and show good vigor). Most perennial grasses are tolerant to PasturAll HL at this stage of development. PasturAll HL may suppress certain established grasses, such as smooth brome grass (*Bromus inermis*), especially when plants are stressed by adverse environmental conditions. Plants should recover from this transient suppression with the onset of environmental conditions favorable to grass growth and upon release from weed competition.

- **Field Bioassay Instructions:** In fields previously treated with this product, plant short test rows of the intended rotational crop across the original direction of application in a manner to sample variability in field conditions such as soil texture, soil organic matter, soil pH, rainfall pattern or drainage. The field bioassay can be initiated starting a minimum of one year after herbicide application and following harvest of the treated crop. Observe the test crop for symptoms of herbicidal activity, such as poor stand (effect on seed germination), chlorosis (yellowing), and necrosis (dead leaves or shoots), or stunting (reduced growth). If herbicidal symptoms do not occur, the test crop can be grown. If there is apparent herbicidal activity, do not plant the field to the intended rotational crop; plant only to wheat, forage grasses, native grasses or grasses grown for hay.

Consult with a Dow AgroSciences representative if you do not understand the “Use Precautions and Restrictions.” Call (1-800-263-1196) for more information.

<p>IMPORTANT USE PRECAUTIONS AND RESTRICTIONS TO PREVENT INJURY TO DESIRABLE PLANTS</p> <ul style="list-style-type: none"> • Carefully read the section “<i>Restrictions in Hay or Manure Use.</i>” • It is mandatory to follow the “<i>Use Precautions and Restrictions</i>” section of this label. • Manure and urine from animals consuming grass or hay treated with this product may contain enough aminopyralid to cause injury to sensitive broadleaf plants. • Hay can only be used on the farm or ranch where product is applied unless allowed by supplemental labeling. • Consult with a Dow AgroSciences representative if you do not understand the “Use Precautions and Restrictions”. Call [1-(800) 263-1196] Customer Information Group. 	<p>Forage and Manure Management</p> <p>© Copyright 2011 Dow AgroSciences LLC</p>
---	---

Pasture and Rangeland Restrictions

- **Do not use grasses treated with PasturAll HL in the preceding 18-months for hay intended for export outside the United States.**
- **Hay from areas treated with PasturAll HL in the preceding 18-months CANNOT be distributed or made available for sale off the farm or ranch where harvested unless allowed by supplemental labeling.**

- **Hay from areas treated with PasturAll HL in the preceding 18-months CANNOT be used for silage, haylage, baylage and green chop unless allowed by supplemental labeling.**
- **Do not move hay made from grass treated with PasturAll HL within the preceding 18-months off farm unless allowed by supplemental labeling.**
- **Do not use hay or straw from areas treated with PasturAll HL within the preceding 18-months or manure from animals feeding on hay treated with PasturAll HL in compost.**
- **Do not use grasses treated with PasturAll in the preceding 18-months for seed production.**

Restrictions for All Uses

- Do not apply this product on lawns, turf, ornamental plantings, urban walkways, driveways, tennis courts, golf courses, athletic fields, commercial sod operations, or other high-maintenance, fine turfgrass areas, or similar areas.
- **Not For Sale, Distribution, or Use in New York State.**
- **Not For Sale, Distribution, or Use in the San Luis Valley of Colorado.**
- Be sure that use of PasturAll HL conforms to all application regulations.
- Do not treat frozen soil where runoff could damage sensitive plants.
- **Maximum seasonal rate:** Apply no more than 8.7 pints (139 fl oz) (3.9 lbs acid equivalent 2,4-D) per acre per year season.
- Use 2 or more gallons of spray solution per acre.
- Do not make more than two applications per year.
- Do not apply within 30 days of previous application.
- If grass is to be cut for hay, Agricultural Use Requirements for the Worker Protection Standard are applicable.
- **Maximum Application Rate:** On all labeled use sites do not broadcast apply more than 8.7 pints (139 fluid oz) product per acre of PasturAll HL per year and do not exceed 4.5 pints (72 fluid oz) product per acre for any single broadcast application. Repeat broadcast applications must be separated by at least 30 days.
- **Avoiding Injury to Non-Target Plants:** Do not aerially apply PasturAll HL within 50 feet of a border downwind (in the direction of wind movement), or allow spray drift to come in contact with, any broadleaf crop or other desirable broadleaf plants, including, but not limited to, alfalfa, cotton, dry beans, flowers, grapes, lettuce, potatoes, radishes, soybeans, sugar beets, sunflowers, tobacco, tomatoes or other broadleaf or vegetable crop, fruit trees, ornamental plants, or soil where sensitive crops are growing or will be planted. Avoid application under conditions that may allow spray drift because very small quantities of spray may seriously injure susceptible crops. Read "Precautions for Avoiding Spray Drift and Spray Drift Advisory" in the next section of this label to help minimize the potential for spray drift.
- **Do not use this product for impregnation on dry fertilizer, unless specified in a Dow AgroSciences state specific product bulletin.**
- **Grazing and Haying Restrictions:** Do not harvest forage for hay within 7 days of PasturAll HL application. Cutting hay too soon after spraying weeds can compromise the weed control. Wait 14 days prior to cutting grass hay to allow for maximum herbicide activity.
- **Transfer of Animals Feeding on PasturAll HL Treated Forage:** Do not transfer animals grazing or feeding on hay to areas where sensitive broadleaf crop occur without first allowing 3 days of grazing on an untreated pasture. Otherwise, urine and manure may contain enough aminopyralid to cause injury to sensitive broadleaf plants.

- **Restriction in Hay or Manure Use:**
 - Do not use aminopyralid-treated plant residues, including hay or straw from areas treated within the preceding 18-months, in compost, mulch or mushroom spawn.
 - Do not use manure from animals that have grazed forage or eaten hay harvested from treated areas within the previous 3 days, in compost, mulch or mushroom spawn.
 - Do not spread manure from animals that have grazed or consumed forage or hay from treated areas within the previous 3 days on land used for growing broadleaf crops.
 - Manure from animals that have grazed forage or eaten hay harvested from aminopyralid-treated areas within the previous 3 days may only be used on pasture grasses, grass grown for seed, wheat and corn.
 - Do not plant a broadleaf crop (including soybeans, sunflower, tobacco, vegetables, field beans, peanuts, and potatoes) in fields treated in the previous year with manure from animals that have grazed forage or eaten hay harvested from aminopyralid-treated areas until an adequately sensitive field bioassay is conducted to determine that the aminopyralid residues in the soil is at level that is not injurious to the crop to be planted.
 - To promote herbicide decomposition, plant residues should be evenly incorporated in the surface soil or burned. Breakdown of aminopyralid in plant residues or manure is more rapid under warm, moist soil conditions and may be accelerated by supplemental irrigation.
- **Grazing Poisonous Plants:** Herbicide application may increase palatability of certain poisonous plants. Do not graze treated areas until poisonous plants are dry and no longer palatable to livestock.
- **Seeding Legumes:** Do not plant forage legumes until a soil bioassay has been conducted to determine if aminopyralid residues remaining in the soil will adversely affect the legume establishment.
- **Crop Rotation:** Do not rotate non-cropland to cropland for one year following an application of PasturAll HL. Do not plant a broadleaf crop until an adequately sensitive field bioassay shows that the level of aminopyralid present in the soil will not adversely affect that broadleaf crop.
- **PasturAll HL is highly active against many broadleaf plant species.** Do not use this product on areas where loss of desirable broadleaf forage plants, including legumes, cannot be tolerated.
- Trees adjacent to or in a treated area can occasionally be affected by root uptake of PasturAll HL through movement into the soil. Do not apply PasturAll HL within the root zone of desirable trees unless such injury can be tolerated. Use special caution near roses, and leguminous trees such as locusts, redbud, mimosa, and caragana.
- **Chemigation:** Do not apply this product through any type of irrigation system.
- **Do not contaminate water intended for irrigation or domestic purposes.** Do not treat inside banks or bottoms of irrigation ditches, either dry or containing water, or other channels that carry water that may be used for irrigation or domestic purposes.

Spray Drift Management

A variety of factors including weather conditions (e.g., wind direction, wind speed, temperature, relative humidity) and method of application (e.g., ground, aerial, airblast, chemigation) can influence pesticide drift. The applicator must evaluate all factors and make appropriate adjustments when applying this product.

Droplet Size

When applying sprays that contain 2,4-D as the sole active ingredient, or when applying sprays that contain 2,4-D mixed with active ingredients that require a Coarse or coarser spray, apply only as a Coarse or coarser spray (ASAE standard 572) or a volume mean diameter of 385 microns or greater for spinning atomizer nozzles.

When applying sprays that contain 2,4-D mixed with other active ingredients that require a Medium or more fine spray, apply only as a Medium or coarser spray (ASAE standard 572) or a volume mean diameter of 300 microns or greater for spinning atomizer nozzles.

Wind Speed

Do not apply at wind speeds greater than 15 mph. Only apply this product if the wind direction favors on-target deposition and there are not sensitive areas (including, but not limited to, residential areas, bodies of water, known habitat for nontarget species, nontarget crops) within 250 feet downwind. If applying a Medium spray, leave one swath unsprayed at the downwind edge of the treated field.

Temperature Inversions

If applying at wind speeds less than 3 mph, the applicator must determine if: a) conditions of temperature inversion exist, or b) stable atmospheric conditions exist at or below nozzle height. Do not make applications into areas of temperature inversions or stable atmospheric conditions.

Susceptible Plants

Do not apply under circumstances where spray drift may occur to food, forage, or other plantings that might be damaged or crops thereof rendered unfit for sale, use or consumption. Susceptible crops include, but are not limited to, cotton, okra, flowers, fruit trees, grapes (in growing stage), fruit trees (foliage), soybeans (vegetative stage), ornamentals, sunflowers, tomatoes, beans, and other vegetables, or tobacco. Small amounts of spray drift that may not be visible may injure susceptible broadleaf plants.

Other State and Local Requirements

Applicators must follow all state and local pesticide drift requirements regarding application of 2,4-D herbicides. Where states have more stringent regulations, they must be observed.

Equipment

All aerial and ground application equipment must be properly maintained and calibrated using appropriate carriers or surrogates.

Aerial Application

The boom length must not exceed 75% of the wingspan or 90% of the rotor blade diameter.

Release spray at the lowest height consistent with efficacy and flight safety. Do not release spray at a height greater than 10 feet above the crop canopy unless a greater height is required for aircraft safety. This requirement does not apply to forestry or rights-of-way applications.

When applications are made with a crosswind, the swath will be displaced downwind. The applicator must compensate for this by adjusting the path of the aircraft upwind.

Ground Boom Application

Do not apply with a nozzle height greater than 4 feet above the crop canopy.

Non-Cropland Areas

PasturAll HL may be applied alone or in tank-mix combination to non-cropland areas, such as non-irrigation ditch banks, industrial and storage areas, airports, roadsides, railroad and utility rights-of-way, including grazed areas on these sites as an aerial or ground broadcast treatment, as a spot application, or as a high volume foliar application (see Application Methods section). Refer to the Broadleaf Weeds Controlled section for application rates specified for specific broadleaf weeds.

Restrictions:

Postemergence (annual and perennial weeds):

- Do not make more than two applications per year
- Maximum of 8.7 pints (139 fluid oz) product per acre per application per year
- Minimum of 30 days between application
- Use 2 or more gallons of spray solution per acre

Postemergence (woody plants)

- Limited to 1 application per year
- Maximum of 8.7 pints (139 fluid oz) product per acre

- Use 2 or more gallons of spray solution per acre

Applications to non-cropland areas are not applicable to treatment of commercial timber or other plants being grown for sale or other commercial use, or for commercial seed production, or for research purposes.

Target Weeds or Woody Plants	PasturAll HL per acre	Specific Use Directions
Annual broadleaf weeds Biennial and perennial broadleaf weeds and susceptible woody plants	1 to 2.5 pints (16 to 40 fluid oz) 1.5 to 8.7 pints (24 to 139 fluid oz)	Apply when annual weeds are small and growing actively before the bud stage. Biennial and perennial weeds should be rosette to bud stage, but not flowering at the time of application. For difficult to control perennial broadleaf weeds and woody species, tank mix up to 139 fluid oz product per acre of PasturAll HL plus 1 to 4 quarts of Garlon 3A per acre. Oil or wetting agent may be added to the spray, if needed for increased effectiveness. For ground application (High volume): apply a total spray volume of 100 to 400 gallons per acre; (low volume) apply a total spray volume of 10 to 100 gallons per acre. For helicopter: Apply a total spray volume of 5 to 30 gallons per acre.
Spot Treatment to control broadleaf weeds	See Instructions for "Spot Treatment"	Note: To control broadleaf weeds in small areas with a hand sprayer, use an application rate equivalent to the broadcast rates specified for this treatment site and spray to thoroughly wet all foliage. Refer to "Spot Treatment" section for instructions and rate conversion table under "Application Instructions" section of this label.

Restrictions for Non-Irrigation Canal Ditchbank Application and Terrestrial Weeds near and up to the Water's Edge

Use Rate Restrictions:

Limited to 2 applications per year

Minimum of 30 days between applications

Maximum of 4.5 pints (72 fluid oz) per acre per broadcast application.

Do not apply more than 4.5 pints (72 fluid oz) per acre per year.

Spot treatments may be applied at an equivalent broadcast rate of up to 8.7 pints (139 fluid oz) of PasturAll HL per acre per year; however, not more than 50% of an acre may be treated at that rate.

Do not use on small canals with a flow rate less than 10 cubic feet per second (CFS) where water will be used for drinking purposes. CFS may be estimated by using the formula below. The approximate velocity needed for the calculation can be determined by observing the length of time that it takes a floating object to travel a defined distance. Divide the distance (ft.) by the time (sec.) to estimate velocity (ft. per sec.). Repeat 3 times and use the average to calculate CFS.

Average Width (ft.) x Average Depth (ft.) x Average Velocity (ft. per sec.) = CFS

For ditchbank weeds:

Do not allow boom spray to be directed onto water surface.
Do not spray across stream to opposite bank.

For shoreline weeds:

Allow no more than 2 foot overspray onto water.

Mixing Instructions

Mix PasturAll HL only with water, unless otherwise directed on this label. Add about half the water to the mixing tank, then add the PasturAll HL with agitation, and finally the rest of the water with continuing agitation.

Tank Mixing with Other Herbicides

PasturAll HL at rates of up to 4.5 pints (72 fluid oz) per acre may be mixed with labeled rates of other herbicides registered for the same sites to broaden the spectrum of weeds controlled or to improve control of certain weeds. PasturAll HL may be applied in tank-mix combination with labeled rates of other herbicides provided: (1) the tank-mix product is labeled for the timing and method of application for the use site to be treated, (2) mixing is not prohibited by the label of the registered tank mixed products, and (3) that the tank-mix combination is physically compatible (see tank-mix compatibility testing below). When tank-mixing, use only in accordance with the restrictions, precautions and limitations on the respective product labels

- It is the pesticide user's responsibility to ensure that all products are registered for the intended use. Read and follow the applicable restrictions and limitations and directions for use on all product labels involved in tank mixing. Users must follow the most restrictive directions for use and precautionary statements of each product in the tank mixture.
- Do not exceed specified application rates. If products containing the same active ingredient are mixed, do not exceed the maximum allowable active ingredient use rates.
- For direct injection or other spray equipment where the product formulations will be mixed in undiluted form, special care should be taken to ensure tank-mix compatibility.
- Always perform a jar test to ensure the compatibility of products to be used in tank mixture.

Tank Mixing Precautions:

- For products packaged in water soluble packaging, do not tank mix with products containing boron or mix in equipment previously used to apply a product mixture containing boron unless the tank and spray equipment has been adequately cleaned. (See Sprayer Clean-Out instructions.)
- Always perform a (jar) test to ensure the compatibility of products to be used in tank mixture.

Tank Mix Compatibility Testing: Perform a jar test prior to mixing in a spray tank to ensure compatibility of PasturAll HL and other pesticides or carriers. Use a clear glass jar with lid and mix ingredients in the same order and proportions as will be used in the spray tank. The mixture is compatible if the materials mix readily when the jar is inverted several times. The mixture should remain stable after standing for 1/2 hour or, if separation occurs, should readily mix if agitated. An incompatible mixture is indicated by separation into distinct layers that do not readily remix when agitated and/or the presence of flakes, precipitates, gels, or heavy oily film in the jar. Use of an appropriate compatibility agent may resolve mix incompatibility.

Mixing with Sprayable Liquid Fertilizer Solutions: PasturAll HL is usually compatible with liquid fertilizer solutions. It is anticipated that PasturAll HL will not require a compatibility agent for mixing with fertilizers; however, a compatibility test (jar test) should be made prior to large scale batch mixing. Jar tests are particularly important when a new batch of fertilizer or pesticide is used, when water sources change, or when tank mixture ingredients or concentrations are changed. Compatibility may be determined by mixing the spray components in the desired order and proportions in a clear glass jar

before large scale mixing of spray components in the spray tank. When required, a compatibility agent could be used to help obtain and maintain a uniform spray solution during mixing and application. **Note:** The lower the temperature of the liquid fertilizer, the greater the likelihood of mixing problems. **Mixing PasturAll HL in N-P or N-P-K liquid fertilizer solutions is more difficult than mixing with straight nitrogen fertilizer and should not be attempted without first conducting a successful compatibility jar test.** Agitation in the spray tank must be vigorous to be comparable with jar test agitation. Apply the spray mixture the same day it is prepared while maintaining continuous agitation. Rinse the spray tank thoroughly after use.

Suggested Mixing Procedure:

1. With continuous vigorous agitation, dilute herbicide with water (1 part herbicide to 2 parts water) before adding to liquid nitrogen fertilizer solution.
2. Apply as soon as mixing is complete, maintaining continuous, vigorous agitation throughout mixing and application without interruption.
3. Application during very cold (near freezing) weather is not advisable. The likelihood of mixing or compatibility problems with liquid fertilizer increases under cold conditions.
4. Do not store the spray mixture.

Note: Foliar-applied liquid fertilizers themselves can cause yellowing of the foliage of forage grasses and other vegetation.

Sprayer Clean-Out Instructions: It is recommended that separate spray equipment be used on highly sensitive crops such as tobacco, soybeans, peanuts, and tomatoes.

Do not use spray equipment used to apply PasturAll HL for other applications to land planted to, or to be planted to, crops or desirable sensitive plants, unless it has been determined that all residues of this herbicide have been removed by thorough cleaning of equipment.

Thoroughly clean equipment used to apply PasturAll HL before reusing to apply any other chemicals as follows.

1. Rinse and flush application equipment thoroughly after use. Dispose of rinse water away from water supplies.
2. Rinse a second time, adding 1 quart of household ammonia or tank cleaning agent for every 25 gallons of water. Circulate the solution through the entire system so that all internal surfaces are contacted (15 to 20 minutes). Let the solution stand for several hours, preferably overnight.
3. Flush the solution out of the spray tank through the boom.
4. Rinse the system twice with clean water, recirculating and draining each time.
5. Spray nozzles and screens should be removed and cleaned separately.

Application Methods

Apply with calibrated air or ground equipment using sufficient spray volume to provide adequate coverage of target weeds or as otherwise directed in specific use directions. For broadcast application, use a spray volume of 2 or more gallons per acre by air and 10 or more gallons per acre for ground equipment. Where states have regulations which specify minimum spray volumes, they should be observed. In general, spray volume should be increased as crop canopy, height and weed density increase in order to obtain adequate spray coverage.

Addition of Surfactants or Adjuvants on All Labeled Use Sites: The addition of a high quality non-ionic surfactant (of at least 80% active ingredient) at 0.25 to 0.5 % volume per volume (1 to 2 quarts per 100 gallons of spray) is recommended to enhance herbicide activity under adverse environmental conditions (such as, high temperature, low relative humidity, drought conditions, dusty plant surfaces) or when weeds are heavily pubescent or more mature.

Rate Ranges and Application Timing

Generally, the lower dosages given will be satisfactory for young, succulent growth of sensitive weed species. For less sensitive species and under conditions where control is more difficult, the higher

dosages will be needed. Apply PasturAll HL during warm weather when weeds are young and actively growing.

Spot Application: Spot treatments may be applied at rates equivalent to broadcast-applied rate of up to a maximum of 4.5 pints (72 fluid oz) product per acre of the treated field. Spray volume should be sufficient to thoroughly and uniformly wet weed foliage. Repeat treatments may be made, but the total amount of PasturAll HL applied must not exceed 139 fluid oz product per acre per year. Repeat spot applications must be separated by at least 30 days.

Table 1: Application rates in the table below are based on treating an area of 1000 sq ft. An area of 1000 sq ft is about 10.5 by 10.5 yards in size. Mix the amount of PasturAll HL (fl oz or milliliters) corresponding to the desired broadcast rate in 0.5 to 2.5 gallons of water, depending upon the spray volume required to treat 1000 sq ft. A delivery volume of 0.5 gallons per 1000 sq ft is equivalent to 22 gallons per acre and 2.5 gallons per 1000 sq ft is equivalent to 109 gallons per acre.

Amount of PasturAll HL per 1000 sq ft to Equal Broadcast Rate			
Broadcast Rate		Amount of PasturAll HL per 1000 sq ft	
(fl oz/acre)	(pt/acre)	(fl oz)	(mL)
18	1.1	0.41	12.2
24	1.5	0.55	16.3
36	2.25	0.82	24.4
72	4.5	1.65	48.9

Note: 1 mL = 1cc and 1 fluid ounce (fl oz) = 29.6 milliliters (mL) = 2 tablespoons = 6 teaspoons

To calculate the amount of PasturAll HL for areas larger than 1000 sq ft: Multiply the table value (fl oz or milliliters) by the area to be treated in "thousands" of square feet. For example, if the area to be treated is 3500 sq ft, multiply the table value by 3.5 (3500 sq ft divided by 1000 sq ft = 3.5).

Weeds Controlled – 1 to 4.5 pints (16 to 72 fluid oz) product per acre

Annual or Biennial Weeds

beggarticks [†]	mousetail
bittercress, smallflowered	mustards (except blue mustard)
bitterweed	parsnip, wild
broomweed, common [†]	pennycress, field
burdock, common	pepperweed [†]
buttercup, smallflowered [†]	pigweeds (Amaranthus spp.) [†]
carpetweed	poorjoe
carrot, wild [†]	primrose, common
cinquefoil, common	purslane, common
cinquefoil, rough	pusley, Florida
cocklebur, common	radish, wild
coffeeweed	ragweed, common
copperleaf, Virginia	ragweed, giant
croton, Texas	rape, wild
croton, woolly	rocket, yellow
flixweed	salsify, common [†]
galinsoga	salsify, western [†]
geranium, Carolina	shepherdspurse
hemp, wild	sicklepod
horseweed (maretail)	smartweed (annual species) [†]
jewelweed	sneezeweed, bitter

jimsonweed	sowthistle, annual
knotweed †	sowthistle, spiny
kochia †	spanishneedles
lambsquarters, common	sunflower
lettuce, prickly †	sweetclover
lettuce, wild	tansymustard
lupines	thistle, bull
mallow, little †	thistle, musk
mallow, Venice †	thistle, Russian (tumbleweed) †
marshelder †	velvetleaf
morningglory, annual	vetches
morningglory, ivy	
morningglory, woolly	

Perennial Weeds

alfalfa	eveningprimrose, cutleaf
artichoke, Jerusalem †	garlic, wild †
aster, many-flower †	hawkweed, orange †
Austrian fieldcress †	ironweed, western
bindweed (hedge, field and European) †	ivy, ground †
blue lettuce	loco, bigbend
blueweed, Texas	nutsedge, yellow †
snakeweed, broom	nutsedge, purple †
bullnettle †	nettles (including stinging) †
catnip	onion, wild †
chicory	pennywort
clover, red	plantains †
cress, hoary †	ragwort, tansy †
dandelion †	sowthistle, perennial
docks †	thistle, Canada †
dogbanes †	vervains †
goldenrod	wormwood

† **Difficult-to-Control Weeds:** These weeds are only partially controlled (suppressed) and/or require use of higher specified rates of this product. Weed or brush suppression is a reduction in competition (reduced population and/or vigor as visually compared to an untreated area). The degree of suppression varies with the rate used, the size of the weeds and brush, species of brush and the environmental conditions following treatment.

Rangeland, Permanent Grass Pastures (Including Grasslands Not In Agricultural Production Such As Conservation Reserve Program Acres)

Restrictions:

- **Preharvest Interval:** Do not cut forage for hay within 7 days of application. For program lands, such as CRP, consult program rules to determine whether grass or hay may be used. The more restrictive requirements of the program rules or this label must be followed.
- **Maximum rate:** Apply no more than 4.5 pints (72 fluid oz) product per acre per application and no more than 8.7 pints (139 fluid oz) product per acre per use season.
- Use 2 or more gallons of spray solution per acre
- Do not make more than two applications per year
- Do not apply within 30 days of previous application

- If grass is to be cut for hay, Agricultural Use Requirements for the Worker Protection Standard are applicable

Target Weeds or Woody Plants	PasturAll HL per acre	Specific Use Directions
Annual broadleaf weeds Biennial and perennial broadleaf weeds	1 to 1.5 pints (16 to 24 fluid oz) 1.5 to 4.5 pints (24 to 72 fluid oz)	For best results, apply when weeds are small and growing actively before the bud stage. Apply when musk thistles or other biennial species are in the seedling to rosette stage and before flower stalks appear. Refer to the "Weeds Controlled" section for a listing of susceptible weed species and weeds that may be only partially controlled and require repeat applications and/or use of higher specified rates, even under ideal conditions of application
Spot Treatment to control broadleaf weeds	See Instructions for "Spot Treatment"	Note: To control broadleaf weeds in small areas with a hand sprayer, use an application rate equivalent to the broadcast rate specified for this treatment site and spray to thoroughly wet all foliage. Refer to "Spot Treatment" section for instructions and rate conversion table under "Application Instructions" section of this label.
Broadleaf weed control in newly sprigged coastal bermudagrass	1 to 1.5 pints (16 to 24 fluid oz)	Applications may be made either preemergence or postemergence. Follow Directions in the Use Precautions and Restrictions section above on Seeding Grasses.
CRP Acres	For program lands such as CRP, consult program rules to determine whether grass or hay may be used. The more restrictive requirements of the program rules or this label must be followed.	

Control of Terrestrial Weeds near and up to the Water's Edge

PasturAll HL can be used to treat terrestrial weeds that extend up to the water's edge. **Do not apply directly to water.** This product must not be used to treat vegetation standing in the water. When controlling terrestrial weed species near and up to the water's edge, take precautions to minimize incidental overspray to the adjacent water. Consult local public water control authorities before applying this product near public waters. Permits may be required to treat such areas. Apply the specified rate, listed in Table 1, of PasturAll HL as a coarse low-pressure spray as ground broadcast or spot applications. Do not apply aerially for control of weeds growing at or near the water's edge. Spray volume should be sufficient to uniformly cover foliage. Increase the spray volume to ensure thorough and uniform coverage when target vegetation is tall and/or dense. It is also permissible to treat target weeds within dry non-irrigation ditches and seasonally dry transitional areas between upland and lowland sites (such as flood plains, deltas, marshes, prairie potholes or vernal pools), but only at times when those sites are dry and are forecasted or managed by water control systems to remain dry for at least 2 weeks following application.

Terms and Conditions of Use

If terms of the following Warranty Disclaimer, Inherent Risks of Use and Limitation of Remedies are not acceptable, return unopened package at once to the seller for a full refund of purchase price paid. To the extent permitted by law, otherwise, use by the buyer or any other user constitutes acceptance of the terms under Warranty Disclaimer, Inherent Risks of Use and Limitation of Remedies.

Warranty Disclaimer

Dow AgroSciences warrants that this product conforms to the chemical description on the label and is reasonably fit for the purposes stated on the label when used in strict accordance with the directions, subject to the inherent risks set forth below. To the extent permitted by law, Dow AgroSciences MAKES NO OTHER EXPRESS OR IMPLIED WARRANTY OF MERCHANTABILITY OR FITNESS FOR A PARTICULAR PURPOSE OR ANY OTHER EXPRESS OR IMPLIED WARRANTY.

Inherent Risks of Use

It is impossible to eliminate all risks associated with use of this product. Crop injury, lack of performance, or other unintended consequences may result because of such factors as use of the product contrary to label instructions (including conditions noted on the label, such as unfavorable temperatures, soil conditions, etc.), abnormal conditions (such as excessive rainfall, drought, tornadoes, hurricanes), presence of other materials, the manner of application, or other factors, all of which are beyond the control of Dow AgroSciences or the seller. To the extent permitted by law, all such risks shall be assumed by buyer.

Limitation of Remedies

To the extent permitted by law, the exclusive remedy for losses or damages resulting from this product (including claims based on contract, negligence, strict liability, or other legal theories), shall be limited to, at Dow AgroSciences' election, one of the following:

1. Refund of purchase price paid by buyer or user for product bought, or
2. Replacement of amount of product used.

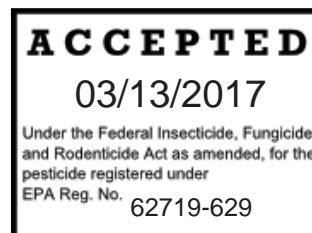
To the extent permitted by law, Dow AgroSciences shall not be liable for losses or damages resulting from handling or use of this product unless Dow AgroSciences is promptly notified of such loss or damage in writing. To the extent permitted by law, in no case shall Dow AgroSciences be liable for consequential or incidental damages or losses.

The terms of the Warranty Disclaimer, Inherent Risks of Use and this Limitation of Remedies cannot be varied by any written or verbal statements or agreements. No employee or sales agent of Dow AgroSciences or the seller is authorized to vary or exceed the terms of the Warranty Disclaimer or this Limitation of Remedies in any manner.

®Trademark of The Dow Chemical Company ("Dow") or an affiliated company of Dow

EPA accepted __/__/__

Supplemental Labeling



Dow AgroSciences

Dow AgroSciences LLC

9330 Zionsville Road

Indianapolis, IN 46268-1054 USA

PasturAll[®] HL

EPA Reg. No. 62719-629

For Control of Terrestrial Weeds found near and up to the Water's Edge

Not for Sale, Distribution, or Use in New York State

Not For Sale, Distribution, or Use in the San Luis Valley of Colorado

This supplemental label expires on September 30, 2019 and must not be used or distributed after this date.

ATTENTION

- It is a violation of Federal law to use this product in a manner inconsistent with its labeling.
- This labeling must be in the possession of the user at the time of application.
- Read the label affixed to the container for PasturAll[®] HL herbicide before applying. Carefully follow all precautionary statements and applicable use directions.
- Use of PasturAll HL according to this supplemental labeling is subject to all use precautions and limitations imposed by the label affixed to the container for PasturAll HL.

Directions for Use

For control of annual and perennial broadleaf weeds including invasive and noxious weeds, certain annual grasses, and certain woody plants and vines, that are near and up to the water's edge.

Environmental Hazards

This pesticide may be toxic to fish and aquatic invertebrates. Do not apply directly to water. Take care to minimize the incidental overspray along the shoreline when applying to terrestrial plants at the water's edge or to water in areas where surface water is present. Do not apply directly to intertidal areas below the mean high water mark, except as noted on appropriate labels. Drift and runoff may be hazardous to aquatic organisms in water adjacent to treated areas. Do not contaminate water when disposing of equipment wash waters or rinsate.

Use Information

Control of Terrestrial Weeds that are near and up to the Water's Edge

PasutrAll HL can be used to treat terrestrial weeds that extend up to the water's edge. **Do not apply directly to water.** This product must not be used to treat vegetation standing in the water. When controlling terrestrial weed species near and up to the water's edge, take precautions to minimize incidental overspray to the adjacent water. Consult local public water control authorities before applying this product near public waters. Permits may be required to treat such areas. Apply the specified rate, listed in in the table below, as a coarse low-pressure spray as ground broadcast or spot applications. Do not apply aerially for control of weeds growing at or near the water's edge. Spray volume should be

sufficient to uniformly cover foliage. Increase the spray volume to ensure thorough and uniform coverage when target vegetation is tall and/or dense. It is also permissible to treat target weeds within dry non-irrigation ditches and seasonally dry transitional areas between upland and lowland sites (such as flood plains, deltas, marshes, prairie potholes or vernal pools), but only at times when those sites are dry and are forecasted or managed by water control systems to remain dry for at least 2 weeks following application.

Application rates in the table below are based on treating an area of 1000 sq ft. An area of 1000 sq ft is about 10.5 by 10.5 yards in size. Mix the amount of PasturAll HL (fl oz or milliliters) corresponding to the desired broadcast rate in 0.5 to 2.5 gallons of water, depending upon the spray volume required to treat 1000 sq ft. A delivery volume of 0.5 gallons per 1000 sq ft is equivalent to 22 gallons per acre and 2.5 gallons per 1000 sq ft is equivalent to 109 gallons per acre.

Amount of PasturAll HL per 1000 sq ft to Equal Broadcast Rate			
Broadcast Rate		Amount of PasturAll HL per 1000 sq ft	
(fl oz/acre)	(pt/acre)	(fl oz)	(mL)
18	1.1	0.41	12.2
24	1.5	0.55	16.3
36	2.25	0.82	24.4
72	4.5	1.65	48.9

Note: 1 mL = 1cc and 1 fluid ounce (fl oz) = 29.6 milliliters (mL) = 2 tablespoons = 6 teaspoons

To calculate the amount of PasturAll HL for areas larger than 1000 sq ft: Multiply the table value (fl oz or milliliters) by the area to be treated in "thousands" of square feet. For example, if the area to be treated is 3500 sq ft, multiply the table value by 3.5 (3500 sq ft divided by 1000 sq ft = 3.5).

Use Rate Restrictions:

Limited to 2 applications per year

Minimum of 30 days between applications

Maximum of 4.5 pints (72 fluid oz) per acre per broadcast application.

Do not apply more than 4.5 pints (72 fluid oz) per acre per year.

Spot treatments may be applied at an equivalent broadcast rate of up to 8.7 pints (139 fluid oz) of PasturAll HL per acre per year; however, not more than 50% of an acre may be treated at that rate.

®Trademark of The Dow Chemical Company ("Dow") or an affiliated company of Dow

R402-007

EPA accepted ___/___/___

Initial printing