

62719-589

02-19-2010

1/32



UNITED STATES ENVIRONMENTAL PROTECTION AGENCY
WASHINGTON, D.C. 20460

OFFICE OF
PREVENTION, PESTICIDES AND
TOXIC SUBSTANCES

Rafael Herrera
Regulatory Leader
Dow AgroSciences LLC
9330 Zionsville Road
Indianapolis, IN 46268

FEB 19 2010

Subject: Notification(s) for Label Revisions under PRN 2007-4 and 98-10
1. Correct typo in acid equivalent statement

Dear Mr. Herrera:

The Agency is in receipt of your Application(s) for Pesticide Notification under Pesticide Registration Notices (PRN) 2007-4 and 98-10 dated December 2, 2009 for:

EPA Registration 62719-589 Penoxsulam 2 Fert

The Registration Division (RD) has conducted a review of the request(s) for applicability under PRN 2007-4 and 98-10 and finds that the label changes requested fall within the scope of PRN 2007-4 and 98-10. The label has been date-stamped "Notification" and will be placed in our records.

Please be reminded that 40 CFR Part 156.140(a)(4) requires that a batch code, lot number, or other code identify the batch of the pesticide distributed and sold be placed on nonrefillable containers. The code may appear either on the label (and can be added by non-notification/PR Notice 98-10) or durably marked on the container itself.

If you have any questions, please contact me directly at 703-305-6249 or Nicole Williams of my staff at 703-308-5551.

Sincerely,

A handwritten signature in black ink, appearing to read "Linda Arrington".

Linda Arrington
Notifications & Minor Formulations Team Leader
Registration Division (7505P)
Office of Pesticide Programs



United States
Environmental Protection Agency
Washington, DC 20460

<input type="checkbox"/>	Registration
<input type="checkbox"/>	Amendment
<input checked="" type="checkbox"/>	Other

OPP Identifier Number

Application for Pesticide - Section I

1. Company/Product Number Dow AgroSciences LLC/62719-589	2. EPA Product Manager Kathryn Montague	3. Proposed Classification <input checked="" type="checkbox"/> None <input type="checkbox"/> Restricted
4. Company/Product (Name) Dow AgroSciences LLC/Penoxsulam 2 FERT	PM# 23	
5. Name and Address of Applicant (Include ZIP Code) Dow AgroSciences LLC 9330 Zionsville Road Indianapolis, IN 46268 <input type="checkbox"/> Check if this is a new address	6. Expedited Review. In accordance with FIFRA Section 3(c)(3)(b)(i), my product is similar or identical in composition and labeling to: EPA Reg. No. _____ Product Name _____	

Section - II

<input type="checkbox"/> Amendment - Explain below.	<input type="checkbox"/> Final printed labels in response to Agency letter dated _____	NOTIFICATION FEB 19 2010
<input type="checkbox"/> Resubmission in response to Agency letter dated _____	<input type="checkbox"/> "Me Too" Application.	
<input checked="" type="checkbox"/> Notification - Explain below.	<input type="checkbox"/> Other - Explain below.	

Explanation: Use additional page(s) if necessary. (For section I and Section II.)

This notification is consistent with the provisions of PR Notice 98-10 and PR Notice 2007-4 and EPA regulations at 40 CFR 152.46, 40 CFR 156.10, 156.140, 156.144, 156.146, and 156.156 and no other changes have been made to the labeling or the confidential statement of formula of this product. I understand that it is a violation of 18 U.S.C. Sec. 1001 to willfully make any false statement to EPA. I further understand that if this notification is not consistent with the terms of PR Notice 98-10 and PR Notice 2007-4 and 40 CFR 152.46, 40 CFR 156.10, 156.140, 156.144, 156.146, and 156.156 this product may be in violation of FIFRA and I may be subject to enforcement action and penalties under sections 12 and 14 of FIFRA.

Section - III

1. Material This Product Will Be Packaged In:					
Child-Resistant Packaging <input type="checkbox"/> Yes <input checked="" type="checkbox"/> No	Unit Packaging <input checked="" type="checkbox"/> Yes <input type="checkbox"/> No	Water Soluble Packaging <input type="checkbox"/> Yes <input checked="" type="checkbox"/> No	2. Type of Container <input type="checkbox"/> Metal <input checked="" type="checkbox"/> Plastic <input type="checkbox"/> Glass <input type="checkbox"/> Paper <input type="checkbox"/> Other (Specify) _____		
* Certification must be submitted		If "Yes" Unit Packaging wgt. 50 lb	No. per container 1	If "Yes" Package wgt	No. per container
3. Location of Net Contents Information <input checked="" type="checkbox"/> Label <input type="checkbox"/> Container		4. Size(s) Retail Container 50 lb		5. Location of Label Directions <input checked="" type="checkbox"/> On label	
6. Manner in Which Label is Affixed to Product <input checked="" type="checkbox"/> Lithograph <input type="checkbox"/> Paper glued <input type="checkbox"/> Stenciled			<input type="checkbox"/> Other _____		

Section - IV

1. Contact Point (Complete items directly below for identification of individual to be contacted, if necessary, to process this application.)		
Name Rafael Herrera	Title Regulatory Manager	Telephone No. (Include Area Code) (317) 937-4672 (fax: 317-337-4649)
Certification I certify that the statements I have made on this form and all attachments thereto are true, accurate and complete. I acknowledge that any knowingly false or misleading statement may be punishable by fine or imprisonment or both under applicable law.		6. Date Application Received (Stamped)
2. Signature 	3. Title Regulatory Manager	
4. Typed Name Rafael Herrera (rherrera@dow.com)	5. Date December 2, 2009	

5
32

[Sub Label A: Professional Uses]

(Base label):

NOTIFICATION

Penoxsulam 2 FERT

FEB 19 2010

Herbicide

For postemergence control of annual and perennial broadleaf weeds in established turfgrass, including residential lawns, golf courses, parks, sports fields, sod farms and around commercial buildings and other recreational and commercial turfgrass areas

**Covers up to XX,000 sq ft (XXX' x XX')
and/or**

This bag covers XX,000 sq ft

Active Ingredients:

2,4-dichlorophenoxyacetic acid.....	1.04%
penoxsulam: 2-(2,2-difluoroethoxy)-N-(5,8-dimethoxy[1,2,4] triazolo[1,5c]pyrimidin-2-yl)-6-(trifluoromethyl)benzenesulfonamide	0.01%
Other Ingredients	98.95%
Total	100.00%

Acid equivalent: 2,4-D acid – 0.86% - 17.2 lb/ton

[Editor's note: Bag size provided by supplemental distributor.]

[Editor's note: Supplemental distributor will add fertilizer analysis and derivation statement for fertilizer carrier used.]

Guaranteed Fertilizer Analysis	
Total Nitrogen (N)	XX%
Available Phosphate (P ₂ O ₅).....	XX%
Soluble Potash (K ₂ O).....	XX%

Keep Out of Reach of Children

CAUTION

Precautionary Statements

Hazards to Humans and Domestic Animals

Harmful If Absorbed Through Skin, If Inhaled, Or If Swallowed • Causes Moderate Eye Irritation

Avoid contact with skin, eyes or clothing. Avoid breathing dust. Wear protective eyewear, long-sleeved shirt, long pants, socks, shoes, and chemical-resistant gloves. Wash thoroughly with soap and water after handling and before eating, drinking, chewing gum, or using tobacco. Remove and wash contaminated clothing before reuse.

First Aid

If on skin or clothing: Take off contaminated clothing. Rinse skin immediately with plenty of water for 15-20 minutes. Call a poison control center or doctor for treatment advice.

If inhaled: Move person to fresh air. If person is not breathing, call 911 or an ambulance, then give artificial respiration, preferably mouth-to-mouth if possible. Call a poison control center or doctor for further treatment advice.

If swallowed: Call a poison control center or doctor immediately for treatment advice. Have person sip a glass of water if able to swallow. Do not induce vomiting unless told to do so by a poison control center or doctor. Do not give anything by mouth to an unconscious person.

If in eyes: Hold eye open and rinse slowly and gently with water for 15-20 minutes. Remove contact lenses, if present, after the first 5 minutes, then continue rinsing eye. Call a poison control center or doctor for treatment advice.

Have the product container or label with you when calling a poison control center or doctor, or going for treatment. You may contact 1-800-992-5994 for emergency medical treatment information.

Personal Protective Equipment (PPE)

All loaders, applicators and other handlers must wear:

- Long-sleeved shirt and long pants
- Chemical-resistant gloves
- Shoes plus socks

Follow manufacturer's instructions for cleaning/maintaining PPE. If no such instructions for washables exist, use detergent and hot water. Keep and wash PPE separately from other laundry.

Engineering Controls

When handlers use closed systems and enclosed cabs in a manner that meets the requirements listed in the Worker Protection Standard (WPS) for agricultural pesticides [40 CFR 170.240 (d) (4-6)], the handler PPE requirements may be reduced or modified as specified in the WPS.

Pilots must use an enclosed cockpit that meets the requirements listed in the Worker Protection Standard (WPS) for agricultural pesticides [40 CFR 170.240(d)(4-6)].

User Safety Recommendations

Users should:

- Wash hands before eating, drinking, chewing gum, using tobacco, or using the toilet.
- Remove clothing/PPE immediately if pesticide gets inside. Then wash thoroughly and put on clean clothing. If pesticide gets on skin, wash immediately with soap and water.
- Remove PPE immediately after handling this product. Wash the outside of gloves before removing. As soon as possible, wash thoroughly and change into clean clothing.

Environmental Hazards

This pesticide may be toxic to fish and aquatic invertebrates. Do not apply directly to water, or to areas where surface water is present or to intertidal areas below the mean high water mark except as noted on appropriate labels. Drift and runoff may be hazardous to aquatic organisms in water adjacent to treated areas. Do not contaminate water when disposing of equipment washwater or rinsate.

2,4-D has properties and characteristics associated with chemicals detected in groundwater. The use of this chemical in areas where soils are permeable, particularly where the water table is shallow, may result in groundwater contamination. Application around a cistern or well may result in contamination of drinking water or groundwater.

Agricultural Use Requirements

7
32

Use this product only in accordance with its labeling and with the Worker Protection Standard, 40 CFR Part 170. Refer to label booklet under "Agricultural Use Requirements" in the Directions for Use section for information about this standard.

(Storage and Disposal for rigid containers 5 gal or less)

Storage and Disposal

Do not contaminate water, food, or feed by storage and disposal.

Pesticide Storage: Store in a cool dry place in original container.

Pesticide Disposal: Wastes resulting from the use of this product must be disposed of on site or at an approved waste disposal facility.

Container Handling: Nonrefillable container. Do not reuse or refill this container.

Triple rinse or pressure rinse container (or equivalent) promptly after emptying. **Triple rinse** as follows: Empty the remaining contents into application equipment or a mix tank and drain for 10 seconds after the flow begins to drip. Fill the container 1/4 full with water and recap. Shake for 10 seconds. Pour rinsate into application equipment or a mix tank or store rinsate for later use or disposal. Drain for 10 seconds after the flow begins to drip. Repeat this procedure two more times. **Pressure rinse** as follows: Empty the remaining contents into application equipment or a mix tank and continue to drain for 10 seconds after the flow begins to drip. Hold container upside down over application equipment or mix tank or collect rinsate for later use or disposal. Insert pressure rinsing nozzle in the side of the container, and rinse at about 40 psi for at least 30 seconds. Drain for 10 seconds after the flow begins to drip. Then offer for recycling if available or puncture and dispose of in a sanitary landfill, or by incineration, or by other procedures allowed by state and local authorities.

(Storage and Disposal for nonrigid containers any size)

Storage and Disposal

Do not contaminate water, food, or feed by storage and disposal.

Pesticide Storage: Store in a cool dry place in original container.

Pesticide Disposal: Wastes resulting from the use of this product must be disposed of on site or at an approved waste disposal facility.

Container Handling: Nonrefillable container. Do not reuse or refill this container. Completely empty bag into application equipment. Then offer for recycling if available, or dispose of in a sanitary landfill, or by incineration, or by other procedures allowed by state and local authorities.

(Storage and Disposal for refillable rigid containers larger than 5 gal)

Storage and Disposal

Do not contaminate water, food, or feed by storage and disposal.

Pesticide Storage: Store in a cool dry place in original container.

Pesticide Disposal: Wastes resulting from the use of this product must be disposed of on site or at an approved waste disposal facility.

Container Handling: Refillable container. Refill this container with pesticide only. Do not reuse this container for any other purpose.

Cleaning the container before final disposal is the responsibility of the person disposing of the container. Cleaning before refilling is the responsibility of the refiller. To clean the container before final disposal, empty the remaining contents from this container into application equipment or a mix tank. Fill the container about 10% full with water and, if possible, spray all sides while adding water. If practical, agitate vigorously or recirculate water with the pump for two minutes. Pour or pump rinsate into application equipment or rinsate collection system. Repeat this rinsing procedure two more times. Then offer for recycling if available, or puncture and dispose of in a sanitary landfill, or by incineration, or by other procedures allowed by state and local authorities.

(Storage and Disposal for nonrefillable rigid containers larger than 5 gal)

Storage and Disposal

Do not contaminate water, food, or feed by storage and disposal.

3
32

Pesticide Storage: Store in a cool dry place in original container.

Pesticide Disposal: Wastes resulting from the use of this product must be disposed of on site or at an approved waste disposal facility.

Container Handling: Nonrefillable container. Do not reuse or refill this container.

Triple rinse or pressure rinse container (or equivalent) promptly after emptying. **Triple rinse** as follows: Empty the remaining contents into application equipment or a mix tank. Fill the container 1/4 full with water. Replace and tighten closures. Tip container on its side and roll it back and forth, ensuring at least one complete revolution, for 30 seconds. Stand the container on its end and tip it back and forth several times. Turn the container over onto its other end and tip it back and forth several times. Empty the rinsate into application equipment or a mix tank or store rinsate for later use or disposal. Repeat this procedure two more times. **Pressure rinse** as follows: Empty the remaining contents into application equipment or a mix tank and continue to drain for 10 seconds after the flow begins to drip. Hold container upside down over application equipment or mix tank or collect rinsate for later use or disposal. Insert pressure rinsing nozzle in the side of the container, and rinse at about 40 psi for at least 30 seconds. Drain for 10 seconds after the flow begins to drip. Then offer for recycling if available, or puncture and dispose of in a sanitary landfill, or by incineration, or by other procedures allowed by state and local authorities.

Refer to label booklet for Directions for Use.

Notice: Read the entire label. Use only according to label directions. **Before using this product, read Warranty Disclaimer, Inherent Risks of Use, and Limitation of Remedies elsewhere on the label. If terms are unacceptable, return at once unopened.**

In case of emergency endangering health or the environment involving this product, call 1-800-992-5994.

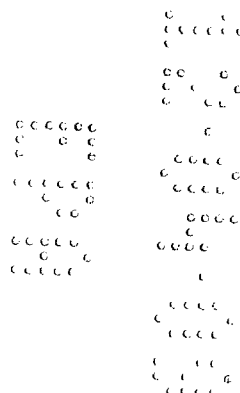
Agricultural Chemical: Do not ship or store with food, feeds, drugs or clothing.

EPA Reg. No. 62719-589

EPA Est. _____

**Produced for
Dow AgroSciences LLC
9330 Zionsville Road
Indianapolis, IN 46268**

Net Weight _____



32

(Label booklet cover):

Penoxsulam 2 FERT

Herbicide

For postemergence control of annual and perennial broadleaf weeds in established turfgrass, including residential lawns, golf courses, parks, sports fields, sod farms and around commercial buildings and other recreational and commercial turfgrass areas

Covers up to XX,000 sq ft (XXX' x XX')
and/or
This bag covers XX,000 sq ft

NOTIFICATION

FEB 19 2010

Active Ingredients:

2,4-dichlorophenoxyacetic acid.....	1.04%
penoxsulam: 2-(2,2-difluoroethoxy)-N-(5,8-dimethoxy[1,2,4] triazolo[1,5c]pyrimidin-2-yl)-6-(trifluoromethyl)benzenesulfonamide	0.01%
Other Ingredients	98.95%
Total	100.00%

Acid equivalent: 2,4-D acid – 0.86% - 17.2 lb/ton

[Editor's note: Bag size provided by supplemental distributor.]

[Editor's note: Supplemental distributor will add fertilizer analysis and derivation statement for fertilizer carrier used.]

Guaranteed Fertilizer Analysis	
Total Nitrogen (N)	XX%
Available Phosphate (P ₂ O ₅).....	XX%
Soluble Potash (K ₂ O).....	XX%

Keep Out of Reach of Children

CAUTION

<p>Agricultural Use Requirements</p> <p>Use this product only in accordance with its labeling and with the Worker Protection Standard, 40 CFR Part 170. Refer to label booklet under "Agricultural Use Requirements" in the Directions for Use section for information about this standard.</p>
--

Refer to inside of label label booklet for additional precautionary information including Directions for Use.

Notice: Read the entire label. Use only according to label directions. **Before using this product, read Warranty Disclaimer, Inherent Risks of Use, and Limitation of Remedies elsewhere on the label. If terms are unacceptable, return at once unopened.**

In case of emergency endangering health or the environment involving this product, call 1-800-992-5994.

11
32

(Page 1 through end):

Precautionary Statements

Hazards to Humans and Domestic Animals**CAUTION**

Harmful If Absorbed Through Skin, If Inhaled, Or If Swallowed • Causes Moderate Eye Irritation

Avoid contact with skin, eyes or clothing. Avoid breathing dust. Wear protective eyewear, long-sleeved shirt, long pants, socks, shoes, and chemical-resistant gloves. Wash thoroughly with soap and water after handling and before eating, drinking, chewing gum, or using tobacco. Remove and wash contaminated clothing before reuse.

First Aid

If on skin or clothing: Take off contaminated clothing. Rinse skin immediately with plenty of water for 15-20 minutes. Call a poison control center or doctor for treatment advice.

If inhaled: Move person to fresh air. If person is not breathing, call 911 or an ambulance, then give artificial respiration, preferably mouth-to-mouth if possible. Call a poison control center or doctor for further treatment advice.

If swallowed: Call a poison control center or doctor immediately for treatment advice. Have person sip a glass of water if able to swallow. Do not induce vomiting unless told to do so by a poison control center or doctor. Do not give anything by mouth to an unconscious person.

If in eyes: Hold eye open and rinse slowly and gently with water for 15-20 minutes. Remove contact lenses, if present, after the first 5 minutes, then continue rinsing eye. Call a poison control center or doctor for treatment advice.

Have the product container or label with you when calling a poison control center or doctor, or going for treatment. You may contact 1-800-992-5994 for emergency medical treatment information.

Personal Protective Equipment (PPE)

All loaders, applicators and other handlers must wear:

- Long-sleeved shirt and long pants
- Chemical-resistant gloves
- Shoes plus socks

Follow manufacturer's instructions for cleaning/maintaining PPE. If no such instructions for washables exist, use detergent and hot water. Keep and wash PPE separately from other laundry.

Engineering Controls

When handlers use closed systems and enclosed cabs in a manner that meets the requirements listed in the Worker Protection Standard (WPS) for agricultural pesticides [40 CFR 170.240 (d) (4-6)], the handler PPE requirements may be reduced or modified as specified in the WPS.

Pilots must use an enclosed cockpit that meets the requirements listed in the Worker Protection Standard (WPS) for agricultural pesticides [40 CFR 170.240(d)(4-6)].

User Safety Recommendations

Users should:

- Wash hands before eating, drinking, chewing gum, using tobacco, or using the toilet.
- Remove clothing/PPE immediately if pesticide gets inside. Then wash thoroughly and put on clean clothing. If pesticide gets on skin, wash immediately with soap and water.
- Remove PPE immediately after handling this product. Wash the outside of gloves before removing. As soon as possible, wash thoroughly and change into clean clothing.

12
32

Environmental Hazards

This pesticide may be toxic to fish and aquatic invertebrates. Do not apply directly to water, or to areas where surface water is present or to intertidal areas below the mean high water mark except as noted on appropriate labels. Drift and runoff may be hazardous to aquatic organisms in water adjacent to treated areas. Do not contaminate water when disposing of equipment washwater or rinsate.

2,4-D has properties and characteristics associated with chemicals detected in groundwater. The use of this chemical in areas where soils are permeable, particularly where the water table is shallow, may result in groundwater contamination. Application around a cistern or well may result in contamination of drinking water or groundwater.

Directions for Use

It is a violation of Federal law to use this product in a manner inconsistent with its labeling. Read all Directions for Use carefully before applying.

Do not apply this product in a way that will contact workers or other persons, either directly or through drift. Only protected handlers may be in the area during application. For any requirements specific to your state or tribe, consult the agency responsible for pesticide regulation.

Agricultural Use Requirements

Use this product only in accordance with its labeling and with the Worker Protection Standard, 40 CFR Part 170. This Standard contains requirements for the protection of agricultural workers on farms, forests, nurseries, and greenhouses, and handlers of agricultural pesticides. It contains requirements for training, decontamination, notification, and emergency assistance. It also contains specific instructions and exceptions pertaining to the statements on this label about personal protective equipment (PPE), restricted entry interval, and notification to workers (as applicable). The requirements in this box only apply to uses of this product that are covered by the Worker Protection Standard.

Do not enter or allow worker entry into treated areas during the restricted entry interval (REI) of 48 hours.

PPE required for early entry to treated areas that is permitted under the Worker Protection Standard and that involves contact with anything that has been treated, such as plants, soil, or water, is:

- Coveralls
- Chemical-resistant gloves made of any waterproof material
- Shoes plus socks
- Protective eyewear

Non-Agricultural Use Requirements

The requirements of this box apply to uses of this product that are NOT within the scope of the Worker Protection Standard for agricultural pesticides (40 CFR Part 170). The WPS applies when this product is used to produce agricultural plants on farms, forests, nurseries, or greenhouses.

Entry Restrictions for Non-WPS Uses: Do not enter or allow people (or pets) to enter the treated area until dusts have settled.

Storage and Disposal

Do not contaminate water, food, or feed by storage and disposal.

Pesticide Storage: Store in a cool dry place in original container.

Pesticide Disposal: Wastes resulting from the use of this product must be disposed of on site or at an approved waste disposal facility.

Nonrefillable rigid containers 5 gallons or less:

Container Handling: Nonrefillable container. Do not reuse or refill this container.

13
32

Triple rinse or pressure rinse container (or equivalent) promptly after emptying. **Triple rinse** as follows: Empty the remaining contents into application equipment or a mix tank and drain for 10 seconds after the flow begins to drip. Fill the container 1/4 full with water and recap. Shake for 10 seconds. Pour rinsate into application equipment or a mix tank or store rinsate for later use or disposal. Drain for 10 seconds after the flow begins to drip. Repeat this procedure two more times. **Pressure rinse** as follows: Empty the remaining contents into application equipment or a mix tank and continue to drain for 10 seconds after the flow begins to drip. Hold container upside down over application equipment or mix tank or collect rinsate for later use or disposal. Insert pressure rinsing nozzle in the side of the container, and rinse at about 40 psi for at least 30 seconds. Drain for 10 seconds after the flow begins to drip. Then offer for recycling if available or puncture and dispose of in a sanitary landfill, or by incineration, or by other procedures allowed by state and local authorities.

Nonrefillable nonrigid containers:

Container Handling: Nonrefillable container. Do not reuse or refill this container. Completely empty bag into application equipment. Then offer for recycling if available, or dispose of in a sanitary landfill, or by incineration, or by other procedures allowed by state and local authorities.

Refillable rigid containers larger than 5 gal:

Container Handling: Refillable container. Refill this container with pesticide only. Do not reuse this container for any other purpose.

Cleaning the container before final disposal is the responsibility of the person disposing of the container. Cleaning before refilling is the responsibility of the refiller. To clean the container before final disposal, empty the remaining contents from this container into application equipment or a mix tank. Fill the container about 10% full with water and, if possible, spray all sides while adding water. If practical, agitate vigorously or recirculate water with the pump for two minutes. Pour or pump rinsate into application equipment or rinsate collection system. Repeat this rinsing procedure two more times. Then offer for recycling if available, or puncture and dispose of in a sanitary landfill, or by incineration, or by other procedures allowed by state and local authorities.

Nonrefillable rigid containers larger than 5 gal:

Container Handling: Nonrefillable container. Do not reuse or refill this container.

Triple rinse or pressure rinse container (or equivalent) promptly after emptying. **Triple rinse** as follows: Empty the remaining contents into application equipment or a mix tank. Fill the container 1/4 full with water. Replace and tighten closures. Tip container on its side and roll it back and forth, ensuring at least one complete revolution, for 30 seconds. Stand the container on its end and tip it back and forth several times. Turn the container over onto its other end and tip it back and forth several times. Empty the rinsate into application equipment or a mix tank or store rinsate for later use or disposal. Repeat this procedure two more times. **Pressure rinse** as follows: Empty the remaining contents into application equipment or a mix tank and continue to drain for 10 seconds after the flow begins to drip. Hold container upside down over application equipment or mix tank or collect rinsate for later use or disposal. Insert pressure rinsing nozzle in the side of the container, and rinse at about 40 psi for at least 30 seconds. Drain for 10 seconds after the flow begins to drip. Then offer for recycling if available, or puncture and dispose of in a sanitary landfill, or by incineration, or by other procedures allowed by state and local authorities.

General Information

Penoxsulam 2 FERT herbicide is a stable combination of two herbicides. It provides postemergence control of annual, biennial and perennial broadleaf weeds in established turfgrass, including residential lawns, golf courses, parks, sports fields, sod farms and around commercial buildings and other recreational and commercial turfgrass areas.

General Use Precautions and Restrictions

- Do not apply Penoxsulam 2 FERT on dichondra, carpetgrass, St. Augustinegrass, bahiagrass, or to golf course putting greens or tees, or turfgrass containing desirable clovers.

15
32

bentgrass	<i>Agrostis species</i>
bluegrass, Kentucky	<i>Poa pratensis</i>
fescue, chewing	<i>Festuca rubra var. commutata</i>
fescue, creeping red	<i>Festuca rubra</i>
fescue, sheeps	<i>Festuca ovina</i>
fescue, tall (1)	<i>Festuca arundinaceae</i>
ryegrass, perennial (1)	<i>Lolium perenne</i>

Established Warm Season Turfgrass

Common Name	Scientific Name
bermudagrass (common or hybrid)	<i>Cynodon dactylon</i>
centipedegrass (2)	<i>Eremochloa ophiuroides</i>
fescue, tall (growing in warm season areas) (1)	<i>Festuca arundinaceae</i>
kikuyugrass	<i>Pennisetum clandestinum</i>
seashore paspalum	<i>Paspalum vaginatum</i>
zoysiagrass	<i>Zoysia japonica</i>
zoysiagrass	<i>Zoysia tenuifolia</i>

1. Use Penoxsulam 2 FERT on these species at a maximum rate of 175 lb (0.02 lb ai penoxsulam) per acre per application and only if some injury can be tolerated. A slight yellowing of turfgrass may occur within two weeks of application. Any discoloration is transient and is generally gone within four weeks of treatment under adequate growing conditions.
2. Do not apply to centipedegrass during the period of winter dormancy. Grass should be green and actively growing at application.

Weeds Controlled or Suppressed

Generally, application rates at the lower end of the rate range will be satisfactory for young, succulent growth of sensitive weed species. For less sensitive species and under conditions where control is more difficult (plant stress conditions such as drought or extreme temperatures, dense weed stands and/or larger weeds), the higher rate within the rate range or repeat applications will be needed. Weeds growing in the absence of competition from other vegetation generally require higher rates or repeat applications to obtain satisfactory control or suppression.

Weeds Controlled or Suppressed		Rate	
		lb/acre	lb/1000 sq ft
bedstraw	medic, black	150 - 175	3.4 - 4
burdock	morningglory		
chickweed	peppergrass		
chicory	pigweed		
clover	plantain		
dandelion	plantain, broadleaf		
dock	plantain, buckhorn		
dollarweed	purslane		
eclipta	ragweed		
healall	sheepsorrel		
henbit	shepherd's purse		
ivy, ground	speedwell		
knotweed	thistle		
lambsquarters			

Application Directions

Apply Penoxsulam 2 FERT using a drop or rotary-type spreader designed to apply granules. Calibrate application equipment prior to use according to the manufacturer's directions. Check frequently to be sure

16
32

equipment is working properly and distributing granules uniformly. Do not use spreaders that apply material in narrow concentrated bands. Avoid skips or overlaps as poor weed control or turfgrass injury may occur. More uniform application may be achieved by spreading half of the required amount of product over the area and then applying the remaining half in swaths at right angles to the first.

To optimize product performance, mow the turfgrass two to three days before applying Penoxsulam 2 FERT. If the turfgrass is under moisture stress, a thorough sprinkler irrigation of at least 1/2 inch may be needed at least one to two days before application. For optimal results, apply Penoxsulam 2 FERT in the morning when dew is present. If necessary, sprinkler irrigate with less than 1/4 inch of water just prior to application to maximize particle adherence to leaf surfaces. Avoid watering of treated area within 24 hours of application. Avoid making applications if rainfall is expected within 24 hours after treatment.

Application Techniques for Applying Penoxsulam 2 FERT

- When using a drop-type spreader, a splashboard mounted under the hopper will provide more even granule distribution.
- A chain fastened to the side of the spreader and allowed to drag on the soil surface can be used to mark the edge of the treated swath and help prevent skips or overlaps.
- For treating smaller areas, a hand held or push-type rotary applicator such as a whirlybird or cyclone unit is recommended. For hand held units, walk and turn the crank at a constant rate of speed.
- A shaker-type applicator made from a small container with holes punched in the bottom is recommended for small, difficult to treat areas. Carefully measure the amount of product needed to avoid over application.

Spreader Settings as a Guide for Calibration

Note: These settings are provided as a suggested starting point in calibrating each individual spreader. Since no two spreaders are alike, these settings are not intended to be used as absolute recommendations by Dow AgroSciences or the spreader manufacturer.

Spreader	Settings for Spreader	
	Rate of Penoxsulam 2 FERT	
	150 lb/acre	175 lb/acre
XX	XX	XX

Rates and Timing of Application

Apply 150 to 175 lb of Penoxsulam 2 FERT per acre (3.4 to 4 lb per 1000 sq ft) per application to established turfgrass. Possible re-treatment in approximately 30 days may be necessary if turfgrass is heavily infested with weeds or if adverse low moisture conditions prevail and weeds are in a state of poor growth. Do not exceed 350 lb of Penoxsulam 2 FERT per acre (8 lb per 1000 sq ft) per year because damage to turfgrass may occur. Do not make more than two applications per season.

Note: When applying to warm season turfgrass under conditions of inadequate moisture, high temperature and high humidity, over-application may cause minor transitory discoloration. It is recommended to reduce application rates by 50% during hot, dry conditions to avoid possible dehydration or browning of turfgrass.

[Editor's note: Supplemental distributor will select the appropriate bag size and present only the rate information provided for that bag size on product labeling.]

Broadcast Rates for Penoxsulam 2 FERT

Bag Size	Rate		Treated Area	
	lb/acre	lb/1000 sq ft	acre	sq ft
15	150	3.4	0.10	4,400
	175	4	0.09	3,900

17
32

16	150	3.4	0.11	4,800
	175	4	0.09	3,900
17	150	3.4	0.11	4,800
	175	4	0.10	4,400
18	150	3.4	0.12	5,200
	175	4	0.10	4,400
20	150	3.4	0.13	5,700
	175	4	0.11	4,800
30	150	3.4	0.20	8,700
	175	4	0.17	7,400
40	150	3.4	0.27	12,000
	175	4	0.23	10,000
45	150	3.4	0.30	13,000
	175	4	0.26	11,000
50	150	3.4	0.33	14,000
	175	4	0.29	13,000

Best weed control results are obtained when Penoxsulam 2 FERT is applied to small, actively growing weeds in the spring or early fall. Extreme growing conditions such as drought or near freezing temperatures prior to, at, or following time of application may reduce weed control. Broadleaf weed species germinate at different times.

This product may also be applied to newly established warm season turfgrass. Delay treatments four weeks after sodding, sprigging or plugging.

Terms and Conditions of Use

If terms of the following Warranty Disclaimer, Inherent Risks of Use, and Limitation of Remedies are not acceptable, return unopened package at once to the seller for a full refund of purchase price paid. Otherwise, use by the buyer or any other user constitutes acceptance of the terms under Warranty Disclaimer, Inherent Risks of Use and Limitation of Remedies.

Warranty Disclaimer

Seller warrants that this product conforms to the chemical description on the label and is reasonably fit for the purposes stated on the label when used in strict accordance with the directions, subject to the inherent risks set forth below. TO THE EXTENT PERMITTED BY LAW, SELLER MAKES NO OTHER EXPRESS OR IMPLIED WARRANTY OF MERCHANTABILITY OR FITNESS FOR A PARTICULAR PURPOSE OR ANY OTHER EXPRESS OR IMPLIED WARRANTY.

Inherent Risks of Use

It is impossible to eliminate all risks associated with use of this product. Plant injury, lack of performance, or other unintended consequences may result because of such factors as use of the product contrary to label instructions (including conditions noted on the label, such as unfavorable temperatures, soil conditions, etc.), abnormal conditions (such as excessive rainfall, drought, tornadoes, hurricanes), presence of other materials, the manner of application, or other factors, all of which are beyond the control of Seller. All such risks shall be assumed by buyer.

Limitation of Remedies

To the extent permitted by law, the exclusive remedy for losses or damages resulting from this product (including claims based on contract, negligence, strict liability, or other legal theories), shall be limited to, at Seller's election, one of the following:

- (1) Refund of purchase price paid by buyer or user for product bought, or
- (2) Replacement of amount of product used.

19
32

[Sub Label B: Residential Uses]

(Base label):

Penoxsulam 2 FERT

Herbicide

For postemergence control of annual and perennial broadleaf weeds in established home lawns and other recreational turfgrass areas

In the state of Florida: Do not apply near water, storm drains or drainage ditches. Do not apply if heavy rain is expected. Apply this product only to your lawn/garden, and sweep any product that lands on the driveway, sidewalk, or street, back onto your lawn/garden.

_____ lb covers up to _____ sq ft [of turfgrass]

Controls [tough] weeds [such as white clover] [dandelion] [henbit] [plantain] [chickweed] [knotweed]

and/or

Apply [spring, summer, fall]

and/or

Use for a [beautiful] [weed-free] lawn

and/or

Easy to use

and/or

[Just] One application kills weeds missed by competitive brands [and fertilizes into summer]

and/or

Better weed control [and fertilizer] than other leading brands

and/or

Extended time release feeding of nitrogen lasts into summer

and/or

Effective weed control leads to greener, thicker lawns

and/or

Apply when weeds are actively growing

and/or

All the fertilizer nutrients your lawns needs for spring

and/or

Feeds [greens] [strengthens] [thickens] your lawn for up to 3 months – longer than leading competitive brands

and/or

Apply once for the whole season

and/or

Feeds [and strengthens] root systems without burning your lawn

and/or

Fertilize once for the whole season – Feeds [and greens] with slow release fertilizer for up to 3 months

and/or

Fertilizers to fill in bare spots [and provide plush green lawns]

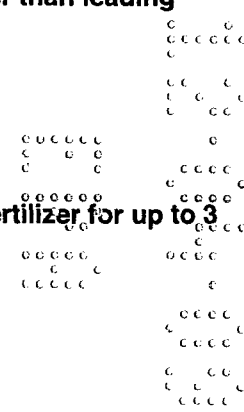
and/or

Kills weeds [and fertilizes the lawn]

and/or

Fertilizes to provide rich color [and vigorous growth]

and/or



20
32

- Effective weed control – prevents weeds all season long**
and/or
- Season-long weed killer [and fertilizer]**
and/or
- Controls weeds longer**
and/or
- Fertilizes longer**
and/or
- Kills tough existing weeds [and controls new weeds] for 3 months**
and/or
- For use on cool and warm season turfgrass**
and/or
- Can be applied to newly established warm season grass**
and/or
- [Just] One application kills weeds**
and/or
- Better weed control than other brands**
and/or
- Contains the latest technology in weed control**
and/or
- Can be used on newly planted grass**

Active Ingredients:

2,4-dichlorophenoxyacetic acid.....	1.04%
penoxsulam: 2-(2,2-difluoroethoxy)-N-(5,8-dimethoxy[1,2,4] triazolo[1,5c]pyrimidin-2-yl)-6-(trifluoromethyl)benzenesulfonamide	0.01%
Other Ingredients	98.95%
Total	100.00%

Acid equivalent: 2,4-D acid – 0.86% - 17.2 lb/ton

[Editor's note: Bag size provided by supplemental distributor.]

[Editor's note: Supplemental distributor will add fertilizer analysis and derivation statement for fertilizer carrier used.]

Guaranteed Fertilizer Analysis	
Total Nitrogen (N)	XX%
Available Phosphoric Acid (P ₂ O ₅)	XX%
Soluble Potash (K ₂ O).....	XX%

Keep Out of Reach of Children

CAUTION

Precautionary Statements

Hazards to Humans and Domestic Animals

Harmful If Absorbed Through Skin, If Inhaled, Or If Swallowed • Causes Moderate Eye Irritation

Avoid contact with skin, eyes or clothing. Avoid breathing dust. Wear protective eyewear, long-sleeved shirt, long pants, socks, shoes, and chemical-resistant gloves. Wash thoroughly with

21
32

soap and water after handling and before eating, drinking, chewing gum, or using tobacco. Remove and wash contaminated clothing before reuse.

First Aid

If on skin or clothing: Take off contaminated clothing. Rinse skin immediately with plenty of water for 15-20 minutes. Call a poison control center or doctor for treatment advice.

If inhaled: Move person to fresh air. If person is not breathing, call 911 or an ambulance, then give artificial respiration, preferably mouth-to-mouth if possible. Call a poison control center or doctor for further treatment advice.

If swallowed: Call a poison control center or doctor immediately for treatment advice. Have person sip a glass of water if able to swallow. Do not induce vomiting unless told to do so by a poison control center or doctor. Do not give anything by mouth to an unconscious person.

If in eyes: Hold eye open and rinse slowly and gently with water for 15-20 minutes. Remove contact lenses, if present, after the first 5 minutes, then continue rinsing eye. Call a poison control center or doctor for treatment advice.

Have the product container or label with you when calling a poison control center or doctor, or going for treatment. You may contact 1-800-992-5994 for emergency medical treatment information.

Environmental Hazards

This pesticide is toxic to fish and invertebrates. Do not apply to water. Do not contaminate water when disposing of washwaters or rinsate. To protect the environment, do not allow pesticide to enter or run off into storm drains, drainage ditches, gutters or surface waters. Applying this product in calm weather when rain is not predicted for the next 24 hours will help to ensure that wind or rain does not blow or wash pesticide off the treatment area. Sweeping any product that lands on a driveway, sidewalk, or street, back onto the treated area of the lawn or garden will help to prevent runoff to water bodies or drainage systems.

2,4-D has properties and characteristics associated with chemicals detected in groundwater. The use of this chemical in areas where soils are permeable, particularly where the water table is shallow, may result in groundwater contamination. Application around a cistern or well may result in contamination of drinking water or groundwater.

Storage and Disposal

Do not contaminate water, food, or feed by storage and disposal.

Pesticide Storage: Store in a cool dry place in original container.

Container Handling: Nonrefillable container. Do not reuse or refill this container.

If empty: Place in trash or offer for recycling if available.

If partly filled: Call your local solid waste agency or 1-800-992-5994 for disposal instructions. Never place unused product down any indoor or outdoor drain.

Refer to inside of label booklet for Directions for Use.

Notice: Read the entire label. Use only according to label directions. **Before using this product, read Warranty Disclaimer, Inherent Risks of Use, and Limitation of Remedies elsewhere on the label. If terms are unacceptable, return at once unopened.**

In case of emergency endangering health or the environment involving this product, call 1-800-992-5994.

Agricultural Chemical: Do not ship or store with food, feeds, drugs or clothing.

EPA Reg. No. 62719-589

EPA Est. _____

**Produced for
Dow AgroSciences LLC**

23
32

(Label booklet cover):

Penoxsulam 2 FERT

Herbicide

For postemergence control of annual and perennial broadleaf weeds in established home lawns and other recreational turfgrass areas

In the state of Florida: Do not apply near water, storm drains or drainage ditches. Do not apply if heavy rain is expected. Apply this product only to your lawn/garden, and sweep any product that lands on the driveway, sidewalk, or street, back onto your lawn/garden.

_____ lb covers up to _____ sq ft [of turfgrass]

Controls [tough] weeds [such as white clover] [dandelion] [henbit] [plantain] [chickweed] [knotweed]

and/or

Apply [spring, summer, fall]

and/or

Use for a [beautiful] [weed-free] lawn

and/or

Easy to use

and/or

[Just] One application kills weeds missed by competitive brands [and fertilizes into summer]

and/or

Better weed control [and fertilizer] than other leading brands

and/or

Extended time release feeding of nitrogen lasts into summer

and/or

Effective weed control leads to greener, thicker lawns

and/or

Apply when weeds are actively growing

and/or

All the fertilizer nutrients your lawns needs for spring

and/or

Feeds [greens] [strengthens] [thickens] your lawn for up to 3 months – longer than leading competitive brands

and/or

Apply once for the whole season

and/or

Feeds [and strengthens] root systems without burning your lawn

and/or

Fertilize once for the whole season – Feeds [and greens] with slow release fertilizer for up to 3 months

and/or

Fertilizers to fill in bare spots [and provide plush green lawns]

and/or

Kills weeds [and fertilizes the lawn]


and/or

Fertilizes to provide rich color [and vigorous growth]

and/or

Effective weed control – prevents weeds all season long

and/or



24
32

- Season-long weed killer [and fertilizer]**
and/or
- Controls weeds longer**
and/or
- Fertilizes longer**
and/or
- Kills tough existing weeds [and controls new weeds] for 3 months**
and/or
- For use on cool and warm season turfgrass**
and/or
- Can be applied to newly established warm season grass**
and/or
- [Just] One application kills weeds**
and/or
- Better weed control than other brands**
and/or
- Contains the latest technology in weed control**
and/or
- Can be used on newly planted grass**

Active Ingredients:

2,4-dichlorophenoxyacetic acid.....	1.04%
penoxsulam: 2-(2,2-difluoroethoxy)-N-(5,8-dimethoxy[1,2,4] triazolo[1,5c]pyrimidin-2-yl)-6-(trifluoromethyl)benzenesulfonamide	0.01%
Other Ingredients	98.95%
Total	100.00%

Acid equivalent: 2,4-D acid – 0.86% - 17.2 lb/ton

[Editor's note: Bag size provided by supplemental distributor.]

[Editor's note: Supplemental distributor will add fertilizer analysis and derivation statement for fertilizer carrier used.]

Guaranteed Fertilizer Analysis	
Total Nitrogen (N)	XX%
Available Phosphoric Acid (P ₂ O ₅)	XX%
Soluble Potash (K ₂ O)	XX%

Keep Out of Reach of Children

CAUTION

Refer to inside of label booklet for additional precautionary information including Directions for Use.

Notice: Read the entire label. Use only according to label directions. **Before using this product, read Warranty Disclaimer, Inherent Risks of Use, and Limitation of Remedies elsewhere on the label. If terms are unacceptable, return at once unopened.**

In case of emergency endangering health or the environment involving this product, call 1-800-992-5994.

Agricultural Chemical: Do not ship or store with food, feeds, drugs or clothing.

26
32

(Page 1 through end):

Precautionary Statements**Hazards to Humans and Domestic Animals****CAUTION****Harmful If Absorbed Through Skin, If Inhaled, Or If Swallowed • Causes Moderate Eye Irritation**

Avoid contact with skin, eyes or clothing. Avoid breathing dust. Wear protective eyewear, long-sleeved shirt, long pants, socks, shoes, and chemical-resistant gloves. Wash thoroughly with soap and water after handling and before eating, drinking, chewing gum, or using tobacco. Remove and wash contaminated clothing before reuse.

First Aid

If on skin or clothing: Take off contaminated clothing. Rinse skin immediately with plenty of water for 15-20 minutes. Call a poison control center or doctor for treatment advice.

If inhaled: Move person to fresh air. If person is not breathing, call 911 or an ambulance, then give artificial respiration, preferably mouth-to-mouth if possible. Call a poison control center or doctor for further treatment advice.

If swallowed: Call a poison control center or doctor immediately for treatment advice. Have person sip a glass of water if able to swallow. Do not induce vomiting unless told to do so by a poison control center or doctor. Do not give anything by mouth to an unconscious person.

If in eyes: Hold eye open and rinse slowly and gently with water for 15-20 minutes. Remove contact lenses, if present, after the first 5 minutes, then continue rinsing eye. Call a poison control center or doctor for treatment advice.

Have the product container or label with you when calling a poison control center or doctor, or going for treatment. You may contact 1-800-992-5994 for emergency medical treatment information.

Environmental Hazards

This pesticide is toxic to fish and invertebrates. Do not apply to water. Do not contaminate water when disposing of washwaters or rinsate. To protect the environment, do not allow pesticide to enter or run off into storm drains, drainage ditches, gutters or surface waters. Applying this product in calm weather when rain is not predicted for the next 24 hours will help to ensure that wind or rain does not blow or wash pesticide off the treatment area. Sweeping any product that lands on a driveway, sidewalk, or street, back onto the treated area of the lawn or garden will help to prevent runoff to water bodies or drainage systems.

2,4-D has properties and characteristics associated with chemicals detected in groundwater. The use of this chemical in areas where soils are permeable, particularly where the water table is shallow, may result in groundwater contamination. Application around a cistern or well may result in contamination of drinking water or groundwater.

Directions for Use

It is a violation of Federal law to use this product in a manner inconsistent with its labeling. Read all Directions for Use carefully before applying.

Storage and Disposal

Do not contaminate water, food, or feed by storage and disposal.

Pesticide Storage: Store in a cool dry place in original container.

Container Handling: Nonrefillable container. Do not reuse or refill this container.

If empty: Place in trash or offer for recycling if available.

27
32

If partly filled: Call your local solid waste agency or 1-800-992-5994 for disposal instructions. Never place unused product down any indoor or outdoor drain.

How This Product Works

Penoxsulam 2 FERT herbicide is a stable combination of two herbicides. It provides postemergence control of annual, biennial and perennial broadleaf weeds in established home lawns and other recreational turfgrass areas.

General Use Precautions and Restrictions

- Do not apply this product in a way that will contact any person or pet, either directly or through drift. Keep people and pets out of the area during application.
- Do not allow people or pets to enter the treated area until dusts have settled.
- Do not use Penoxsulam 2 FERT on dichondra, St. Augustinegrass, carpetgrass, bahiagrass, or to turfgrass containing desirable clovers.
- Do not apply Penoxsulam 2 FERT directly to, or otherwise permit Penoxsulam 2 FERT to come into contact with, flowers, ornamental shrubs or trees, or other desirable broadleaf plants, as serious plant injury may occur.
- Do not apply to centipedegrass during the period of winter dormancy. Grass should be green and actively growing at the time of application.
- The active ingredient in this product may leave residues in treated grass clippings which could be harmful to some plants and trees. Do not collect treated grass clippings for use as mulch around plants. The applicator must notify in writing the appropriate residences/individuals of this precaution when this product is applied by a lawn service/commercial applicator.
- To minimize the potential for turfgrass injury, allow four weeks between applications.
- Avoid unnecessary disturbances, including watering and mowing, for approximately 24 hours after application.
- Use Penoxsulam 2 FERT on solid (monoculture) stands of perennial ryegrass or tall fescue at a maximum rate of 4 lb per 1000 sq ft. Some yellowing of these turfgrasses may occur within two weeks of application. Any discoloration is temporary and will dissipate under adequate growing conditions.
- Apply Penoxsulam 2 FERT to newly seeded or sprigged turfgrass only after the third mowing or after the turfgrass seedlings have developed an adequate secondary root system. Reseeding is not recommended for at least three to four weeks after application.
- Do not apply more than 4 lb of Penoxsulam 2 FERT per 1000 sq ft per application.
- Do not make more than two applications of Penoxsulam 2 FERT per year.

[Editor's note: Supplemental distributor will add one of the following statements as appropriate if their product is registered in the state of Florida.]

- Florida Applications: Do not exceed [3] [4] [5] applications per year on bermudagrass in the north.
- Florida Applications: Do not exceed [4] [5] [6] applications per year on bermudagrass in central Florida.
- Florida Applications: Do not exceed [5] [6] [7] applications per year on bermudagrass in the south.
- Florida Applications: Do not exceed [1] [2] applications per year on centipedegrass in the north.
- Florida Applications: Do not exceed [2] [3] applications per year on centipedegrass in [central Florida] [the south].
- Florida Applications: Do not exceed [3] [4] [5] applications per year on zoysiagrass in the north.
- Florida Applications: Do not exceed [3] [4] [5] [6] applications per year on zoysiagrass in central Florida.
- Florida Applications: Do not exceed [4] [5] [6] applications per year on zoysiagrass in the south.

Treatment on Turfgrass Species Not Listed on the Label for Penoxsulam 2 FERT

Users who wish to use Penoxsulam 2 FERT on turfgrass species not listed on this label may determine the suitability for use by treating a small area at a specified rate. Prior to treatment of larger areas, the treated area should be observed for any sign of herbicidal injury during 30 days of normal growing conditions to determine if the target turfgrass species is tolerant. Applications should not be made to turfgrass under stress. The user assumes responsibility for any plant damage or other liability resulting from use of Penoxsulam 2 FERT on turfgrass species not listed on this label.

28
32

Penoxsulam 2 FERT is recommended for use on the following established turfgrass species (numbers in parentheses (-) refer to footnotes below):

Established Cool Season Turfgrass

annual bluegrass
bluegrass, Kentucky
fescue, chewing
fescue, creeping red
fescue, sheeps
fescue, tall (1)
ryegrass, perennial (1)

Established Warm Season Turfgrass

bermudagrass (common or hybrid)
centipedegrass (2)
fescue, tall (growing in warm season areas) (1)
kikuyugrass
seashore paspalum
zoysiagrass

1. Use Penoxsulam 2 FERT on these species at a maximum rate of 4 lb per 1000 sq ft per application and only if some injury can be tolerated. A slight yellowing of turfgrass may occur within two weeks of application. Any discoloration is temporary and is generally gone within four weeks of treatment under adequate growing conditions.
2. Do not apply to centipedegrass during the period of winter dormancy. Grass should be green and actively growing at the time of application.

Weeds Controlled or Suppressed

Generally, application rates at the lower end of the rate range will be satisfactory for young, succulent growth of sensitive weed species. For less sensitive species and under conditions where control is more difficult (plant stress conditions such as drought or extreme temperatures, dense weed stands and/or larger weeds), the higher rate within the rate range or repeat applications will be needed. Weeds growing in the absence of competition from other vegetation generally require higher rates or repeat applications to obtain satisfactory control or suppression.

Weeds Controlled or Suppressed		Rate
		lb/1000 sq ft
bedstraw	lambsquarters	[Editor's note: Supplemental distributor to choose rate or rate range based upon setting(s) chosen from spreader settings table below.]
burdock	medic, black	
chickweed	morningglory	
chicory	peppergrass	
clover	pigweed	
dandelion	plantain, broadleaf	
dock	plantain, buckhorn	
dollarweed	purslane	
eclipta	ragweed	
healall	sheep sorrel	
henbit	shepherd's purse	
ivy, ground	speedwell	
knotweed	thistle	

How to Apply

Apply Penoxsulam 2 FERT using a drop or rotary-type spreader designed to apply granules. Calibrate application equipment prior to use according to manufacturer's directions. Check frequently to be sure equipment is working properly and distributing granules uniformly. Do not use spreaders that apply material in narrow concentrated bands. Avoid skips or overlaps as poor weed control or turfgrass injury may occur. More uniform application may be achieved by spreading half of the required amount of product over the area and then applying the remaining half in swaths at right angles to the first.

To optimize product performance, mow the turfgrass two to three days before applying Penoxsulam 2 FERT. If the turfgrass is under moisture stress, a thorough sprinkler irrigation of at least 1/2 inch may be needed at least one to two days before application. For optimal results, apply Penoxsulam 2 FERT in the

29
32

morning when dew is present. If necessary, sprinkler irrigate with less than 1/4 inch of water just prior to application to maximize particle adherence to leaf surfaces. Avoid watering of treated area for 24 hours following application. Avoid making applications if rainfall is expected within 24 hours after treatment.

Application Techniques for Applying Penoxsulam 2 FERT

- When using a drop-type spreader, a splashboard mounted under the hopper will provide more even granule distribution.
- A chain fastened to the side of the spreader and allowed to drag on the soil surface can be used to mark the edge of the treated swath and help prevent skips or overlaps.
- For treating smaller areas, a hand held or push-type rotary applicator such as a whirlybird or cyclone unit is recommended. For hand held units, walk and turn the crank at a constant rate of speed.
- A shaker-type applicator made from a small container with holes punched in the bottom is recommended for small, difficult to treat areas. Carefully measure the amount of product needed to avoid over application.

Spreader Settings as a Guide for Calibration

Note: These settings are provided as a suggested starting point in calibrating each individual spreader. Since no two spreaders are alike, these settings are not intended to be used as absolute recommendations by Dow AgroSciences or the spreader manufacturer.

Spreader	Settings for Spreader	
	Rate of Penoxsulam 2 FERT	
	3.4 lb/1000 sq ft	4 lb/1000 sq ft
XX	XX	XX

How Much to Apply


Apply Penoxsulam 2 FERT to established turfgrass. Possible re-treatment in approximately 30 days may be necessary if turfgrass is heavily overrun with weeds or if adverse low moisture conditions prevail and weeds are in a state of poor growth. Do not exceed specified rates because damage to turfgrass may occur. Do not make more than two applications per season.

Note: When applying to warm season turfgrass under conditions of inadequate moisture, high temperature and high humidity, over-application may cause minor transitory discoloration. It is recommended to reduce application rates by 50% during hot, dry conditions to avoid possible dehydration or browning of turfgrass.

[Editor's note: Supplemental distributor will select the appropriate bag size and present only the rate information provided for that bag size on product labeling.]

Broadcast Rates for Penoxsulam 2 FERT

Bag Size	Rate	Treated Area
lb	lb/1000 sq ft	sq ft
15	3.4	4,400
	4	3,900
16	3.4	4,800
	4	3,900
17	3.4	4,800
	4	4,400
18	3.4	5,200
	4	4,400
20	3.4	5,700
	4	4,800
30	3.4	8,700
	4	7,400



30
32

40	3.4 4	12,000 10,000
45	3.4 4	13,000 11,000
50	3.4 4	14,000 13,000

When to Apply

Best weed control results are obtained when Penoxsulam 2 FERT is applied to small, actively growing weeds in the spring or early fall. Extreme growing conditions such as drought or near freezing temperatures prior to, at, or following time of application may reduce weed control. Broadleaf weed species germinate at different times.

This product may also be applied to newly established warm season turfgrass. Delay treatments four weeks after sodding, sprigging or plugging.

Terms and Conditions of Use

If terms of the following Warranty Disclaimer, Inherent Risks of Use, and Limitation of Remedies are not acceptable, return unopened package at once to the seller for a full refund of purchase price paid. Otherwise, use by the buyer or any other user constitutes acceptance of the terms under Warranty Disclaimer, Inherent Risks of Use and Limitation of Remedies.

Warranty Disclaimer

Seller warrants that this product conforms to the chemical description on the label and is reasonably fit for the purposes stated on the label when used in strict accordance with the directions, subject to the inherent risks set forth below. TO THE EXTENT PERMITTED BY LAW, SELLER MAKES NO OTHER EXPRESS OR IMPLIED WARRANTY OF MERCHANTABILITY OR FITNESS FOR A PARTICULAR PURPOSE OR ANY OTHER EXPRESS OR IMPLIED WARRANTY.

Inherent Risks of Use

It is impossible to eliminate all risks associated with use of this product. Plant injury, lack of performance, or other unintended consequences may result because of such factors as use of the product contrary to label instructions (including conditions noted on the label, such as unfavorable temperatures, soil conditions, etc.), abnormal conditions (such as excessive rainfall, drought, tornadoes, hurricanes), presence of other materials, the manner of application, or other factors, all of which are beyond the control of Seller. All such risks shall be assumed by buyer.

Limitation of Remedies

To the extent permitted by law, the exclusive remedy for losses or damages resulting from this product (including claims based on contract, negligence, strict liability, or other legal theories), shall be limited to, at Seller's election, one of the following:

- (1) Refund of purchase price paid by buyer or user for product bought, or
- (2) Replacement of amount of product used.

Seller shall not be liable for losses or damages resulting from handling or use of this product unless Seller is promptly notified of such loss or damage in writing. To the extent permitted by law, in no case shall Seller be liable for consequential or incidental damages or losses.

The terms of the Warranty Disclaimer, Inherent Risks of Use, and Limitation of Remedies cannot be varied by any written or verbal statements or agreements. No employee or sales agent of the Seller or the seller is authorized to vary or exceed the terms of the Warranty Disclaimer or this Limitation of Remedies in any manner.

