

62719-579

09-30-2011

1/27



UNITED STATES ENVIRONMENTAL PROTECTION AGENCY  
WASHINGTON, D.C. 20460

OFFICE OF CHEMICAL SAFETY  
AND POLLUTION PREVENTION

SEP 30 2011

Mr. John J. Jachetta, Ph.D.  
Dow AgroSciences LLC  
9330 Zionsville Road  
Indianapolis, IN 46248

Subject: Notification of Minor Label Change Per PR Notice 98-10  
GF-2003 (Alternate Brand Name Pasturall®)  
EPA Reg. No. 62719-579  
Your Application, Dated September 22, 2011

Dear Dr. Jachetta:

The Agency is in receipt of your Application for Pesticide Notification under Pesticide Registration Notice (PRN) 98-10 for the subject product. The Registration Division (RD) has conducted a review of this request for its applicability under PRN 98-10 and finds that the action requested (minor revision of the directions for seeding grasses) falls within the scope of PRN 98-10. The label submitted with the application has been date-stamped "Notification" and will be placed in our records.

If you have any questions, please call me directly at (703) 305-1243 or Susan Stanton of my staff at (703) 305-5218.

Sincerely,

A handwritten signature in black ink, appearing to read "Kathryn V. Montague".

Kathryn Montague, Product Manager 23  
Herbicide Branch  
Registration Division (7505P)  
Office of Pesticide Programs



United States  
Environmental Protection Agency  
Washington, DC 20460

Registration  
 Amendment  
 Other

OPP Identifier Number

### Application for Pesticide - Section I

1. Company/Product Number Dow AgroSciences/62719-579	2. EPA Product Manager Katherine Montague	3. Proposed Classification <input checked="" type="checkbox"/> None <input type="checkbox"/> Restricted
4. Company/Product (Name) Dow AgroSciences/PasturAll®	PM# 23	
5. Name and Address of Applicant (Include ZIP Code) Dow AgroSciences LLC 9330 Zionsville Road Indianapolis, IN 46268 <input type="checkbox"/> Check if this is a new address	6. Expedited Review. In accordance with FIFRA Section 3(c)(3) (b)(i), my product is similar or identical in composition and labeling to: EPA Reg. No. _____ <b>NOTIFICATION</b> Product Name _____ <b>SEP 30 2011</b>	

### Section - II

Amendment - Explain below.  Final printed labels in response to Agency letter dated \_\_\_\_\_

Resubmission in response to Agency letter dated \_\_\_\_\_  "Me Too" Application.

Notification - Explain below.  Other - Explain below.

#### Explanation: Use additional page(s) if necessary. (For section I and Section II.)

This notification is consistent with the provisions of PR Notice 98-10 and EPA regulations at 40 CFR 152.46, and no other changes have been made to the labeling or the confidential statement of formula of this product. I understand that it is a violation of 18 U.S.C. Sec. 1001 to willfully make any false statement to EPA. I further understand that if this notification is not consistent with the terms of PR Notice 98-10 and 40 CFR 152.46, this product may be in violation of FIFRA and I may be subject to enforcement action and penalties under sections 12 and 14 of FIFRA.

### Section - III

1. Material This Product Will Be Packaged In:

Child-Resistant Packaging <input type="checkbox"/> Yes <input type="checkbox"/> No	Unit Packaging <input type="checkbox"/> Yes <input type="checkbox"/> No	Water Soluble Packaging <input type="checkbox"/> Yes <input type="checkbox"/> No	2. Type of Container <input type="checkbox"/> Metal <input type="checkbox"/> Plastic <input type="checkbox"/> Glass <input type="checkbox"/> Paper <input type="checkbox"/> Other (Specify) _____
* Certification must be submitted		If "Yes" Unit Packaging wgt. No. per container	If "Yes" Package wgt. No. per container

3. Location of Net Contents Information  
 Label  Container

4. Size(s) Retail Container

5. Location of Label Directions

6. Manner in Which Label is Affixed to Product  
 Lithograph  Paper glued  Stenciled  Other \_\_\_\_\_

### Section - IV

1. Contact Point (Complete items directly below for identification of individual to be contacted, if necessary, to process this application.)

Name John J. Jachetta, Ph.D.	Title Regulatory Manager	Telephone No. (Include Area Code) (317) 337-4686
---------------------------------	-----------------------------	---

**Certification**  
I certify that the statements I have made on this form and all attachments thereto are true, accurate and complete. I acknowledge that any knowingly false or misleading statement may be punishable by fine or imprisonment or both under applicable law.

2. Signature <i>John J. Jachetta</i>	3. Title Regulatory Manager	6. Date Application Received (Stamped)
4. Typed Name John J. Jachetta, Ph.D. ®Trademark of Dow AgroSciences LLC	5. Date September 22, 2011	

308/2E  
September 22, 2011



Document Processing Desk (NOTIF)  
Office of Pesticide Programs (7504P)  
U. S. Environmental Protection Agency  
One Potomac Yard  
2777 S. Crystal Drive  
Arlington, VA 22202

PASTURALL (A.I.: AMINOPYRALID, 2,4-D)  
EPA REGISTRATION NUMBER: 62719-579  
NOTIFICATION OF MINOR LABEL CHANGE PER PR NOTICE 98-10


Enclosed please find labeling for the notification action of PasturAll® specialty herbicide based on EPA accepted label dated August 4, 2011. The following changes have been made by notification:

1. Seeding grasses: revise section for clarity to add a preemergence section which states that grasses can be reseeded in the fall following an application in the spring or early summer. This revision is acceptable via EPA notification per Agency email (Susan Stanton) dated August 29, 2011.

This notification is consistent with the provisions of PR Notice 98-10 and EPA regulations at 40 CFR 152.46, and no other changes have been made to the labeling or the confidential statement of formula of this product. I understand that it is a violation of 18 U.S.C. Sec. 1001 to willfully make any false statement to EPA. I further understand that if this notification is not consistent with the terms of PR Notice 98-10 and 40 CFR 152.46, this product may be in violation of FIFRA and I may be subject to enforcement action and penalties under sections 12 and 14 of FIFRA.

**Contents of Submission**

- Transmittal document (this letter)
- Application for Pesticide, EPA Form 8570-1
- Label entitled GrazonNext (S5E / PasturAll / MSTR Notif / 09-22-11)  
(23 Pages plus Registration Notes) (1 Copy)
- Complimentary copy of Agency e-mail from S. Stanton dated August 29, 2011



If you require further information, please contact Amy Hudson, Regulatory Specialist at 317-337-3967.

Sincerely,

John J. Jachetta, Ph. D.  
Regulatory Leader  
Regulatory Success – Americas  
317-337-4686  
317-337-4649 (FAX)

JJJ/akh  
Enclosures

# PasturAll<sup>®</sup>


EPA Reg. No. 62719-579

## Registration Notes:

**Source section 3 labeling** based on EPA accepted label dated August 4, 2011. Following are changes by notification:

1. Seeding grasses: revise section for clarity to add a preemergence section which states that grasses can be reseeded in the fall following an application in the spring or early summer. This revision is acceptable via EPA notification per Agency email (Susan Stanton) dated August 29, 2011.

<sup>®</sup>Trademark of Dow AgroSciences LLC





5  
27

(Base label):

**PasturAll<sup>®</sup>**  
Specialty Herbicide

**NOTIFICATION**  
**SEP 30 2011**

For selective post-emergence control of many broadleaf weeds in rangeland, permanent grass pastures (including grasses grown for hay\*), Conservation Reserve Program (CRP) acres, non-cropland areas (such as roadsides), non-irrigation ditch banks, natural areas (such as wildlife management areas, wildlife openings, wildlife habitats, recreation areas, campgrounds, trailheads and trails), and grazed areas in and around these sites.

\*Hay from grass treated with PasturAll within the preceding 18-months can only be used on the farm or ranch where the product is applied unless allowed by supplemental labeling

<p><b>IMPORTANT USE PRECAUTIONS AND RESTRICTIONS TO PREVENT INJURY TO DESIRABLE PLANTS</b></p> <ul style="list-style-type: none"> <li>• Carefully read the section "<i>Restrictions in Hay or Manure Use</i>."</li> <li>• It is mandatory to follow the "<i>Use Precautions and Restrictions</i>" section of this label.</li> <li>• Manure and urine from animals consuming grass or hay treated with this product may contain enough aminopyralid to cause injury to sensitive broadleaf plants.</li> <li>• Hay can only be used on the farm or ranch where product is applied unless allowed by supplemental labeling.</li> <li>• Consult with a Dow AgroSciences representative if you do not understand the "Use Precautions and Restrictions". Call [1-(800) 263-1196] Customer Information Group.</li> </ul>	<p><b>Forage and Manure Management</b></p> <p>The diagram illustrates the management of forage and manure. It starts with a tractor applying herbicide to a field labeled "Rangeland, Pasture, Hayfield, CRP". This leads to a cow and horse grazing on hay, labeled "Manure, Hay, Bedding". From this stage, arrows point to two paths: one leading to "Rangeland, Pasture, Wheat, CRP, Corn" and another leading to "Potato, Lettuce, Beans, Tomato, etc.". Both paths have a large 'X' over them, indicating that these uses are restricted. The word "ConXost" is written in the center of the diagram.</p> <p>© Copyright 2011 Dow AgroSciences LLC</p>
--	--

**Not For Sale, Distribution, or Use in New York State.**

**Active Ingredient:**

Triisopropanolammonium salt of 2-pyridine carboxylic acid, 4-amino-3,6-dichloro- .....	1.50%
Triisopropanolammonium salt of (2,4-dichlorophenoxy) acetic acid .....	51.60%
Other Ingredients .....	46.90%
Total.....	100.00%

**Acid Equivalents:**

- aminopyralid (2-pyridine carboxylic acid, 4-amino-3,6-dichloro-) – 0.78% - 0.075 lb/gal (9 g/L)
- 2,4-D [(2,4-dichlorophenoxy) acetic acid] – 27.66% - 2.67 lb/gal (320 g/L)

**Keep Out of Reach of Children**

**DANGER PELIGRO**

Si usted no entiende la etiqueta, busque a alguien para que se la explique a usted en detalle. (If you do not understand the label, find someone to explain it to you in detail.)

**Precautionary Statements**

**Hazards to Humans and Domestic Animals**

**Corrosive • Causes Irreversible Eye Damage • Harmful if Swallowed**

**Do not get in eyes or on clothing.**

**Personal Protective Equipment (PPE)**

Some materials that are chemical-resistant to this product are listed below. If you want more options, follow the instructions for category A on an EPA chemical resistance category selections chart.

**All mixers, loaders, applicators, flaggers, and other handlers must wear:**

- Long-sleeved shirt and long pants
- Shoes plus socks
- Chemical-resistant gloves when applying with any handheld nozzle or equipment, mixing or loading, cleaning up spills or equipment, or otherwise exposed to the concentrate.
- Protective eyewear
- Chemical resistant apron when mixing or loading, cleaning up spills or equipment, or otherwise exposed to the concentrate

See engineering controls for additional requirements

Follow manufacturer's instructions for cleaning/maintaining PPE. If no such instructions for washables exist, use detergent and hot water. Keep and wash PPE separately from other laundry.

**User Safety Recommendations**

Users should:

- Wash thoroughly with soap and water after handling and before eating, drinking, chewing gum, using tobacco, or using the toilet.
- Remove clothing immediately if pesticide gets inside. Then wash thoroughly and put on clean clothing.
- Remove PPE immediately after handling this product. Wash the outside of gloves before removing. As soon as possible, wash thoroughly and change into clean clothing.

**First Aid**

7  
27

**If in eyes:** Hold eye open and rinse slowly and gently with water for 15-20 minutes. Remove contact lenses, if present, after the first 5 minutes, then continue rinsing. Call a poison control center or doctor for treatment advice.

**If swallowed:** Call a poison control center or doctor immediately for treatment advice. Have person sip a glass of water if able to swallow. Do not induce vomiting unless told to do so by a poison control center or doctor. Do not give anything by mouth to an unconscious person.

Have the product container or label with you when calling a poison control center or doctor or going for treatment. You may also contact 1-800-992-5994 for emergency medical treatment information.

**Note to physician:** Probable mucosal damage may contraindicate use of gastric lavage

### Environmental Hazards

This pesticide may be toxic to fish and aquatic invertebrates. Do not apply directly to water, to areas where surface water is present, or to intertidal areas below the mean high water mark except as noted on appropriate labels. Drift and runoff may be hazardous to aquatic organisms in water adjacent to treated areas. Do not contaminate water when disposing of equipment wash waters or rinsate.

This chemical has properties and characteristics associated with chemicals detected in groundwater. The use of this chemical in areas where soils are permeable, particularly where the water table is shallow, may result in groundwater contamination. Application around a cistern or well may result in contamination of drinking water or groundwater.

### Agricultural Use Requirements

Use this product only in accordance with its labeling and with the Worker Protection Standard, 40 CFR part 170. Refer to label booklet under "Agricultural Use Requirements" in the "Directions for Use" section for information about this standard.

#### Non-refillable containers 5 gallons or less:

##### Storage and Disposal

Do not contaminate water, food, feed or fertilizer by storage or disposal. Open dumping is prohibited.

**Pesticide Storage:** If this product is exposed to subfreezing temperatures, the active ingredient may crystallize and settle out of solution. Under these conditions the product should be warmed to at least 40°F and agitated well to dissolve any crystallized material prior to use.

**Pesticide Disposal:** Wastes resulting from the use of this product may be disposed of on site or at an approved waste disposal facility.

**Container Handling:** Nonrefillable container. Do not reuse or refill this container. Offer for recycling if available, or puncture and dispose of in a sanitary landfill, or by incineration, or by other procedures allowed by state and local authorities.

Triple rinse or pressure rinse container (or equivalent) promptly after emptying. **Triple rinse** as follows: Empty the remaining contents into application equipment or a mix tank and drain for 10 seconds after the flow begins to drip. Fill the container 1/4 full with water and recap. Shake for 10 seconds. Pour rinsate into application equipment or a mix tank or store rinsate for later use or disposal. Drain for 10 seconds after the flow begins to drip. Repeat this procedure two more times. **Pressure rinse** as follows: Empty the remaining contents into application equipment or a mix tank and continue to drain for 10 seconds after the flow begins to drip. Hold container upside down over application equipment or mix tank or collect rinsate for later use or disposal. Insert pressure rinsing nozzle in the side of the container, and rinse at about 40 psi for at least 30 seconds. Drain for 10 seconds after the flow begins to drip.

#### Refillable containers larger than 5 gallons:

##### Storage and Disposal

Do not contaminate water, food, feed or fertilizer by storage or disposal. Open dumping is prohibited.

**Pesticide Storage:** If this product is exposed to subfreezing temperatures, the active ingredient may crystallize and settle out of solution. Under these conditions the product should be warmed to at least 40°F and agitated well to dissolve any crystallized material prior to use.

**Pesticide Disposal:** Wastes resulting from the use of this product may be disposed of on site or at an approved waste disposal facility.

**Container Handling:** Refillable container. Refill this container with pesticide only. Do not reuse this container for any other purpose.

Cleaning the container before final disposal is the responsibility of the person disposing of the container. Cleaning before refilling is the responsibility of the refiller. To clean the container before final disposal, empty the remaining contents from this container into application equipment or a mix tank. Fill the container about 10% full with water. Agitate vigorously or recirculate water with the pump for two minutes. Pour or pump rinsate into application equipment or rinsate collection system. Repeat this rinsing procedure two more times.

#### Nonrefillable containers larger than 5 gallons:

##### Storage and Disposal

Do not contaminate water, food, feed or fertilizer by storage or disposal. Open dumping is prohibited.

**Pesticide Storage:** If this product is exposed to subfreezing temperatures, the active ingredient may crystallize and settle out of solution. Under these conditions the product should be warmed to at least 40°F and agitated well to dissolve any crystallized material prior to use.

**Pesticide Disposal:** Wastes resulting from the use of this product may be disposed of on site or at an approved waste disposal facility.

**Container Handling:** Nonrefillable container. Do not reuse or refill this container. Offer for recycling if available, or puncture and dispose of in a sanitary landfill, or by incineration, or by other procedures allowed by state and local authorities.

Triple rinse or pressure rinse container (or equivalent) promptly after emptying. **Triple rinse** as follows: Empty the remaining contents into application equipment or a mix tank. Fill the container 1/4 full with water. Replace and tighten closures. Tip container on its side and roll it back and forth, ensuring at least one complete revolution, for 30 seconds. Stand the container on its end and tip it back and forth several times. Turn the container over onto its other end and tip it back and forth several times. Empty the rinsate into application equipment or a mix tank or store rinsate for later use or disposal. Repeat this procedure two more times. **Pressure rinse** as follows: Empty the remaining contents into application equipment or a mix tank and continue to drain for 10 seconds after the flow begins to drip. Hold container upside down over application equipment or mix tank or collect rinsate for later use or disposal. Insert pressure rinsing nozzle in the side of the container, and rinse at about 40 psi for at least 30 seconds. Drain for 10 seconds after the flow begins to drip.

#### Refer to label booklet for Directions for Use.

**Notice:** Read the entire label. Use only according to label directions. **Before using this product, read Warranty Disclaimer, Inherent Risks of Use, and Limitation of Remedies at end of label booklet. If terms are unacceptable, return at once unopened.**

In case of emergency endangering health or the environment involving this product, call 1-800-992-5994.

Agricultural Chemical: Do not ship or store with food, feeds, drugs or clothing.

EPA Reg. No. 62719-579

EPA Est. \_\_\_\_\_

®Trademark of Dow AgroSciences LLC

Produced for  
Dow AgroSciences LLC  
9330 Zionsville Road  
Indianapolis, IN 46268

Net Contents \_\_\_\_\_



9  
27

(cover/shipping container):

# PasturAll®

## Specialty Herbicide

For selective post-emergence control of many broadleaf weeds in rangeland, permanent grass pastures (including grasses grown for hay\*), Conservation Reserve Program (CRP) acres, non-cropland areas (such as roadsides), non-irrigation ditch banks, natural areas (such as wildlife management areas, wildlife openings, wildlife habitats, recreation areas, campgrounds, trailheads and trails), and grazed areas in and around these sites.

**\*Hay from grass treated with PasturAll within the preceding 18-months can only be used on the farm or ranch where the product is applied unless allowed by supplemental labeling**

<p><b>IMPORTANT USE PRECAUTIONS AND RESTRICTIONS TO PREVENT INJURY TO DESIRABLE PLANTS</b></p> <ul style="list-style-type: none"> <li>• Carefully read the section <b>"Restrictions in Hay or Manure Use."</b></li> <li>• It is mandatory to follow the <b>"Use Precautions and Restrictions"</b> section of this label.</li> <li>• Manure and urine from animals consuming grass or hay treated with this product may contain enough aminopyralid to cause injury to sensitive broadleaf plants.</li> <li>• Hay can only be used on the farm or ranch where product is applied unless allowed by supplemental labeling.</li> <li>• Consult with a Dow AgroSciences representative if you do not understand the "Use Precautions and Restrictions". <b>Call [1-(800) 263-1196] Customer Information Group.</b></li> </ul>	<p style="text-align: center;"><b>Forage and Manure Management</b></p> <p style="text-align: center;"><b>Compost</b></p> <p style="text-align: right;">©Copyright 2011 Dow AgroSciences LLC</p>
---	---

**Not For Sale, Distribution, or Use in New York State.**

**Active Ingredient:**

- Triisopropanolammonium salt of 2-pyridine carboxylic acid, 4-amino-3,6-dichloro- ..... 1.50%
- Triisopropanolammonium salt of (2,4-dichlorophenoxy) acetic acid ..... 51.60%

10  
27

Other Ingredients ..... 46.90%  
Total..... 100.00%

Acid Equivalents:

aminopyralid (2-pyridine carboxylic acid, 4-amino-3,6-dichloro-) – 0.78% - 0.075 lb/gal (9 g/L)  
2,4-D [(2,4-dichlorophenoxy) acetic acid] – 27.66% - 2.67 lb/gal (320 g/L)

**Keep Out of Reach of Children**

**DANGER PELIGRO**

Si usted no entiende la etiqueta, busque a alguien para que se la explique a usted en detalle. (If you do not understand the label, find someone to explain it to you in detail.)

**Agricultural Use Requirements**

Use this product only in accordance with its labeling and with the Worker Protection Standard, 40 CFR part 170. Refer to label booklet under "Agricultural Use Requirements" in the "Directions for Use" section for information about this standard.

Refer to label booklet for Directions for Use.

**Notice:** Read the entire label. Use only according to label directions. **Before using this product, read Warranty Disclaimer, Inherent Risks of Use, and Limitation of Remedies at end of label booklet. If terms are unacceptable, return at once unopened.**

In case of emergency endangering health or the environment involving this product, call 1-800-992-5994.

Agricultural Chemical: Do not ship or store with food, feeds, drugs or clothing.

EPA Reg. No. 62719-579

EPA Est. \_\_\_\_\_

®Trademark of Dow AgroSciences LLC

Produced for  
Dow AgroSciences LLC  
9330 Zionsville Road  
Indianapolis, IN 46268

Net Contents \_\_\_\_

11  
27

---

**Precautionary Statements**

---

**Hazard to Humans and Domestic Animals****DANGER****Corrosive • Causes Irreversible Eye Damage • Harmful if Swallowed****Do not get in eyes or on clothing.****Personal Protective Equipment (PPE)**

Some materials that are chemical-resistant to this product are listed below. If you want more options, follow the instructions for category A on an EPA chemical resistance category selections chart.

**All mixers, loaders, applicators, flaggers, and other handlers must wear:**

- Long-sleeved shirt and long pants
- Shoes plus socks
- Chemical-resistant gloves when applying with any handheld nozzle or equipment, mixing or loading, cleaning up spills or equipment, or otherwise exposed to the concentrate.
- Protective eyewear
- Chemical resistant apron when mixing or loading, cleaning up spills or equipment, or otherwise exposed to the concentrate

See engineering controls for additional requirements

Follow manufacturer's instructions for cleaning/maintaining PPE. If no such instructions for washables exist, use detergent and hot water. Keep and wash PPE separately from other laundry

**User Safety Recommendations**

Users should:

- Wash thoroughly with soap and water after handling and before eating, drinking, chewing gum, using tobacco, or using the toilet.
- Remove clothing immediately if pesticide gets inside. Then wash thoroughly and put on clean clothing.
- Remove PPE immediately after handling this product. Wash the outside of gloves before removing. As soon as possible, wash thoroughly and change into clean clothing.

**First Aid**

**If in eyes:** Hold eye open and rinse slowly and gently with water for 15-20 minutes. Remove contact lenses, if present, after the first 5 minutes, then continue rinsing. Call a poison control center or doctor for treatment advice.

**If swallowed:** Call a poison control center or doctor immediately for treatment advice. Have person sip a glass of water if able to swallow. Do not induce vomiting unless told to do so by a poison control center or doctor. Do not give anything by mouth to an unconscious person.

Have the product container or label with you when calling a poison control center or doctor or going for treatment. You may also contact 1-800-992-5994 for emergency medical treatment information.

**Note to physician:** Probable mucosal damage may contraindicate use of gastric lavage

**Environmental Hazards**

This pesticide may be toxic to fish and aquatic invertebrates. Do not apply directly to water, to areas where surface water is present, or to intertidal areas below the mean high water mark except as noted on appropriate labels. Drift and runoff may be hazardous to aquatic organisms in water adjacent to treated areas. Do not contaminate water when disposing of equipment wash waters or rinsate.

This chemical has properties and characteristics associated with chemicals detected in groundwater. The use of this chemical in areas where soils are permeable, particularly where the water table is shallow, may result in groundwater contamination. Application around a cistern or well may result in contamination of drinking water or groundwater.

### Directions for Use

It is a violation of Federal law to use this product in a manner inconsistent with its labeling. Read all Directions for Use carefully before applying.

Do not apply this product in a way that will contact workers or other persons, either directly or through drift. Only protected handlers may be in the area during application. For any requirements specific to your State or Tribe, consult the agency responsible for pesticide regulation.

### Agricultural Use Requirements

Use this product only in accordance with its labeling and with the Worker Protection Standard, 40 CFR part 170. This Standard contains requirements for the protection of agricultural workers on farms, forests, nurseries, and greenhouses, and handlers of agricultural pesticides. It contains requirements for training, decontamination, notification, and emergency assistance. It also contains specific instructions and exceptions pertaining to the statements on this label about Personal Protective Equipment (PPE) and restricted-entry interval. The requirements in this box only apply to uses of this product that are covered by the Worker Protection Standard.

Do not enter or allow worker entry into treated areas during the restricted entry interval (REI) of 48 hours.

PPE required for early entry to treated areas that is permitted under the Worker Protection Standard and that involves contact with anything that has been treated, such as plants, soil, or water, is:

- Coveralls
- Chemical-resistant gloves made of any waterproof material such as natural rubber.
- Protective eyewear
- Shoes plus socks

### Non-Agricultural Use Requirements

The requirements in this box apply to uses of this product that are NOT within the scope of the Worker Protection Standard for Agricultural Pesticides (40 CFR Part 170). The WPS applies when this product is used to produce agricultural plants on farms, forests, nurseries, or greenhouses.

**Entry Restrictions for Non-WPS Uses:** For applications on rangeland and permanent grass pastures, and non-cropland areas, do not enter or allow people (or pets) to enter the treated area until sprays have dried.

### Storage and Disposal

Do not contaminate water, food, feed or fertilizer by storage or disposal. Open dumping is prohibited.

**Pesticide Storage:** If this product is exposed to subfreezing temperatures, the active ingredient may crystallize and settle out of solution. Under these conditions the product should be warmed to at least 40°F and agitated well to dissolve any crystallized material prior to use.

**Pesticide Disposal:** Wastes resulting from the use of this product may be disposed of on site or at an approved waste disposal facility.

### Non-refillable containers 5 gallons or less:

**Container Handling:** Nonrefillable container. Do not reuse or refill this container. Offer for recycling if available, or puncture and dispose of in a sanitary landfill, or by incineration, or by other procedures allowed by state and local authorities.

Triple rinse or pressure rinse container (or equivalent) promptly after emptying. **Triple rinse** as follows: Empty the remaining contents into application equipment or a mix tank and drain for 10 seconds after the flow begins to drip. Fill the container 1/4 full with water and recap. Shake for 10 seconds. Pour rinsate into application equipment or a mix tank or store rinsate for later use or disposal. Drain for 10 seconds after the flow begins to drip. Repeat this procedure two more times. **Pressure rinse** as follows: Empty the remaining contents into application equipment or a mix tank and continue to drain for 10 seconds after the flow begins to drip. Hold container upside down over application equipment or mix tank or collect rinsate for later use or disposal. Insert pressure rinsing nozzle in the side of the container, and rinse at about 40 psi for at least 30 seconds. Drain for 10 seconds after the flow begins to drip.

**Refillable containers larger than 5 gallons:**

**Container Handling:** Refillable container. Refill this container with pesticide only. Do not reuse this container for any other purpose.

Cleaning the container before final disposal is the responsibility of the person disposing of the container. Cleaning before refilling is the responsibility of the refiller. To clean the container before final disposal, empty the remaining contents from this container into application equipment or a mix tank. Fill the container about 10% full with water. Agitate vigorously or recirculate water with the pump for two minutes. Pour or pump rinsate into application equipment or rinsate collection system. Repeat this rinsing procedure two more times.

**Nonrefillable containers larger than 5 gallons:**

**Container Handling:** Nonrefillable container. Do not reuse or refill this container. Offer for recycling if available, or puncture and dispose of in a sanitary landfill, or by incineration, or by other procedures allowed by state and local authorities.

Triple rinse or pressure rinse container (or equivalent) promptly after emptying. **Triple rinse** as follows: Empty the remaining contents into application equipment or a mix tank. Fill the container 1/4 full with water. Replace and tighten closures. Tip container on its side and roll it back and forth, ensuring at least one complete revolution, for 30 seconds. Stand the container on its end and tip it back and forth several times. Turn the container over onto its other end and tip it back and forth several times. Empty the rinsate into application equipment or a mix tank or store rinsate for later use or disposal. Repeat this procedure two more times. **Pressure rinse** as follows: Empty the remaining contents into application equipment or a mix tank and continue to drain for 10 seconds after the flow begins to drip. Hold container upside down over application equipment or mix tank or collect rinsate for later use or disposal. Insert pressure rinsing nozzle in the side of the container, and rinse at about 40 psi for at least 30 seconds. Drain for 10 seconds after the flow begins to drip.

---

**Information**

---

PasturAll® specialty herbicide is intended for selective post-emergence control of many broadleaf weeds in permanent grass pastures (including grasses grown for hay\*), rangeland, Conservation Reserve Program acres, non-cropland areas such as right-of-way, roadsides, non-irrigation ditch banks, and natural areas such as wildlife management areas, natural recreation areas, campgrounds, trailheads and trails, and grazed areas in and around non-crop areas.

**\*Hay from grass treated with PasturAll within the preceding 18-months can only be used on the farm or ranch where the product is applied unless allowed by supplemental labeling**

It is permissible to treat non-irrigation ditch banks, seasonally dry wetlands (such as flood plains, deltas, marshes, swamps, or bogs) and transitional areas between upland and lowland sites. PasturAll can be used to the waters edge. Do not apply directly to water and take precautions to minimize spray drift onto water.

Apply PasturAll as a water spray during warm weather when target weeds or woody plants are actively growing. Application under drought conditions will often give less than desirable results. Generally, the



14  
27

lower rates specified on this label will be satisfactory for young, succulent growth of susceptible weed species. For less susceptible species under adverse environmental conditions or when treating more mature weeds use higher specified rates. Deep-rooted perennial weeds such as Canada thistle and field bindweed and many woody plants may require repeat applications for control.

### Use Precautions and Restrictions

Consult with a Dow AgroSciences representative if you do not understand the "Use Precautions and Restrictions." Call (1-800-263-1196) for more information.

<p><b>IMPORTANT USE PRECAUTIONS AND RESTRICTIONS TO PREVENT INJURY TO DESIRABLE PLANTS</b></p> <ul style="list-style-type: none"> <li>• Carefully read the section "<b>Restrictions in Hay or Manure Use</b>."</li> <li>• It is mandatory to follow the "<b>Use Precautions and Restrictions</b>" section of this label.</li> <li>• Manure and urine from animals consuming grass or hay treated with this product may contain enough aminopyralid to cause injury to sensitive broadleaf plants.</li> <li>• Hay can only be used on the farm or ranch where product is applied unless allowed by supplemental labeling.</li> <li>• Consult with a Dow AgroSciences representative if you do not understand the "Use Precautions and Restrictions". Call [1-(800) 263-1196] Customer Information Group.</li> </ul>	<p><b>Forage and Manure Management</b></p> <p>© Copyright 2011 Dow AgroSciences LLC</p>
--	---

- Do not use grasses treated with PasturAll in the preceding 18-months for hay intended for export outside the United States.
- Hay from areas treated with PasturAll in the preceding 18-months CANNOT be distributed or made available for sale off the farm or ranch where harvested unless allowed by supplemental labeling.
- Hay from areas treated with PasturAll in the preceding 18-months CANNOT be used for silage, haylage, burlage and green chop unless allowed by supplemental labeling.

- **Do not move hay made from grass treated with PasturAll within the preceding 18-months off farm unless allowed by supplemental labeling.**
- **Do not use hay or straw from areas treated with PasturAll within the preceding 18-months or manure from animals feeding on hay treated with PasturAll in compost.**
- **Do not use grasses treated with PasturAll in the preceding 18-months for seed production.**
- **Not For Sale, Distribution, or Use in New York State.**
- Be sure that use of PasturAll conforms to all application regulations.
- **Maximum Application Rate:** On all labeled use sites do not broadcast apply more than 11.6 pints per acre of PasturAll per year. Do not exceed 6 pints per acre for any single broadcast application, except on non-cropland areas that will not be grazed or harvested for hay. On non-crop areas that will not be grazed by livestock or harvested for hay, the maximum single broadcast application rate is 11.6 pints per acre. Repeat broadcast applications must be separated by at least 30 days.
- **Avoiding Injury to Non-Target Plants:** Do not aerially apply PasturAll within 50 feet of a border downwind (in the direction of wind movement), or allow spray drift to come in contact with, any broadleaf crop or other desirable broadleaf plants, including, but not limited to, alfalfa, cotton, dry beans, flowers, grapes, lettuce, potatoes, radishes, soybeans, sugar beets, sunflowers, tobacco, tomatoes or other broadleaf or vegetable crop, fruit trees, ornamental plants, or soil where sensitive crops are growing or will be planted. Avoid application under conditions that may allow spray drift because very small quantities of spray may seriously injure susceptible crops. Read "Precautions for Avoiding Spray Drift and Spray Drift Advisory" in the next section of this label to help minimize the potential for spray drift.
- **PasturAll is highly active against many broadleaf plant species.** Do not use this product on areas where loss of broadleaf plants, including legumes, cannot be tolerated.
- **Chemigation:** Do not apply this product through any type of irrigation system.
- **Do not contaminate water intended for irrigation or domestic purposes.** Do not treat inside banks or bottoms of irrigation ditches, either dry or containing water, or other channels that carry water that may be used for irrigation or domestic purposes.
- Do not apply this product to lawns, turf, ornamental plantings, urban walkways, driveways, tennis courts, golf courses, athletic fields, commercial sod operations, or other high-maintenance, fine turfgrass areas, or similar areas.
- Applications made during periods of intense rainfall, to soils saturated with water, surfaces paved with materials such as asphalt or concrete, or soils through which rainfall will not readily penetrate may result in runoff and movement of this product. Injury to crops may result if treated soil and/or runoff water containing this product is washed, or moved onto land used to produce crops. Exposure to this product may injure or kill susceptible crops and other plants, such as grapes, soybeans, tobacco, sensitive ornamentals. Do not treat frozen soil where runoff could damage sensitive plants.
- Trees adjacent to or in a treated area can occasionally be affected by root uptake of PasturAll through movement into the soil. Do not apply PasturAll within the root zone of desirable trees unless such injury can be tolerated. Use special caution near roses, and trees in the legume family such as locusts, redbud, mimosa, and *Caragana*.
- **Seeding grasses:**
  - **Preemergence:** Grasses may be reseeded in the fall following an application of PasturAll applied in the spring or early summer.
  - **Postemergence:** During the season of establishment, PasturAll should be applied only after perennial grasses are well established (have developed a good secondary root system and show good vigor). Most perennial grasses are tolerant to PasturAll at this stage of development. PasturAll may suppress certain established grasses, such as smooth brome grass (*Bromus inermis*), especially when plants are stressed by adverse environmental conditions. Plants should

recover from this transient suppression with the onset of environmental conditions favorable to grass growth and upon release from weed competition.

- **Seeding Legumes:** Do not plant forage legumes until a soil bioassay has been conducted to determine if aminopyralid residues remaining in the soil will adversely affect the legume establishment.
- **Grazing and Haying Restrictions:** There are no restrictions on grazing following application of PasturAll at labeled rates. Do not harvest forage for hay within 7 days of PasturAll application. Cutting hay too soon after spraying weeds will compromise the weed control. Wait 14 days prior to cutting grass hay to allow for maximum herbicide activity. Do not transfer grazing animals from areas treated with PasturAll to areas where sensitive broadleaf crops occur without first allowing 3 days of grazing on an untreated pasture. Otherwise, urine and manure may contain enough aminopyralid to cause injury to sensitive broadleaf plants.
- **Grazing Poisonous Plants:** Herbicide application may increase palatability of certain poisonous plants. Do not graze treated areas until poisonous plants are dry and no longer palatable to livestock.
- **Restrictions in Hay or Manure Use:**
  - Do not use treated plant residues, including hay or straw from areas treated within the preceding 18-months, in compost, mulch or mushroom spawn.
  - Do not use manure from animals that have grazed forage or eaten hay harvested from treated areas within the previous 3 days, in compost, mulch or mushroom spawn.
  - Do not spread manure from animals that have grazed or consumed forage or hay from treated areas within the previous 3 days on land used for growing broadleaf crops.
  - Manure from animals that have grazed forage or eaten hay harvested from aminopyralid-treated areas within the previous 3 days may only be used on pasture grasses, grass grown for seed, and wheat and corn.
  - Do not plant a broadleaf crop (including soybeans, sunflower, tobacco, vegetables, field beans, peanuts, and potatoes) in fields treated with manure from animals that have grazed forage or eaten hay harvested from aminopyralid-treated areas until an adequately sensitive field bioassay is conducted to determine that the aminopyralid concentration in the soil is at level that is not injurious to the crop to be planted.
  - Do not plant a broadleaf crop in fields treated in the previous year with manure from animals that have grazed forage or eaten hay harvested from aminopyralid-treated areas until an adequately sensitive field bioassay is conducted to determine that the aminopyralid concentration in the soil is at level that is not injurious to the crop to be planted.
  - To promote herbicide decomposition, plant residues should be evenly incorporated in the surface soil or burned. Breakdown of PasturAll in plant residues or manure is more rapid under warm, moist soil conditions and may be enhanced by supplemental irrigation.
  - **Crop Rotation:** Do not rotate non-cropland to any crop from rangeland, permanent pasture or CRP acres within one year following treatment. Cereals and corn can be planted one year after treatment. Most broadleaf crops are more sensitive and can require **at least 2 years** depending on the crop and environmental conditions. Do not plant a broadleaf crop until an adequately sensitive field bioassay shows that the level of aminopyralid present in the soil will not adversely affect that broadleaf crop.

**Field Bioassay Instructions:** In fields previously treated with this product, plant short test rows of the intended rotational crop across the original direction of application in a manner to sample variability in field conditions such as soil texture, soil organic matter, soil pH, rainfall pattern or drainage. The field bioassay can be initiated at any time between harvest of the treated crop and the planting of the intended rotational crop. Observe the test crop for symptoms of herbicidal activity, such as poor stand (effect on seed germination), chlorosis (yellowing), and necrosis (dead leaves or shoots), or stunting (reduced growth). If herbicidal symptoms do not occur, the test crop can be grown. If there is apparent herbicidal activity, do not plant the field to the intended rotational crop; plant only to wheat, forage grasses, native grasses or grasses grown for hay.

## Mixing Instructions

Mix PasturAll only with water, unless otherwise directed on this label. Add about half the water to the mixing tank, then add the PasturAll with agitation, and finally the rest of the water with continuing agitation.

#### **Tank Mixing with Other Herbicides**

PasturAll at rates of up to 6 pints per acre may be mixed with labeled rates of other herbicides registered for the same sites to broaden the spectrum of weeds controlled or to improve control of certain weeds. PasturAll may be applied in tank-mix combination with labeled rates of other herbicides provided: (1) the tank-mix product is labeled for the timing and method of application for the use site to be treated, (2) mixing is not prohibited by the label of the registered tank mixed products, and (3) that the tank-mix combination is physically compatible (see tank-mix compatibility testing below). When tank-mixing, use only in accordance with the restrictions, precautions and limitations on the respective product labels

- Read carefully and follow all applicable use directions, precautions, and limitations on the respective product labels.
- Do not exceed recommended application rates. If products containing the same active ingredient are mixed, do not exceed the maximum allowable active ingredient use rates.
- For direct injection or other spray equipment where the product formulations will be mixed in undiluted form, special care should be taken to ensure tank-mix compatibility.
- Always perform a jar test to ensure the compatibility of products to be used in tank mixture.

#### **Tank Mixing Precautions:**

- For products packaged in water soluble packaging, do not tank mix with products containing boron or mix in equipment previously used to apply a product mixture containing boron unless the tank and spray equipment has been adequately cleaned. (See Sprayer Clean-Out instructions.)
- Always perform a (jar) test to ensure the compatibility of products to be used in tank mixture.

**Tank Mix Compatibility Testing:** Perform a jar test prior to mixing in a spray tank to ensure compatibility of PasturAll and other pesticides or carriers. Use a clear glass jar with lid and mix ingredients in the same order and proportions as will be used in the spray tank. The mixture is compatible if the materials mix readily when the jar is inverted several times. The mixture should remain stable after standing for 1/2 hour or, if separation occurs, should readily mix if agitated. An incompatible mixture is indicated by separation into distinct layers that do not readily remix when agitated and/or the presence of flakes, precipitates, gels, or heavy oily film in the jar. Use of an appropriate compatibility agent may resolve mix incompatibility.

**Mixing with Sprayable Liquid Fertilizer Solutions:** PasturAll is usually compatible with liquid fertilizer solutions. It is anticipated that PasturAll will not require a compatibility agent for mixing with fertilizers; however, a compatibility test (jar test) should be made prior to mixing. Jar tests are particularly important when a new batch of fertilizer or pesticide is used, when water sources change, or when tank mixture ingredients or concentrations are changed. Compatibility may be determined by mixing the spray components in the desired order and proportions in a clear glass jar before large scale mixing of spray components in the spray tank. Use of a compatibility agent is recommended to help obtain and maintain a uniform spray solution during mixing and application. **Note:** The lower the temperature of the liquid fertilizer, the greater the likelihood of mixing problems. **Mixing PasturAll in N-P or N-P-K liquid fertilizer solutions is more difficult than mixing with straight nitrogen fertilizer and should not be attempted without first conducting a successful compatibility jar test.** Agitation in the spray tank must be vigorous to be comparable with jar test agitation. Apply the spray mixture the same day it is prepared while maintaining continuous agitation. Rinse the spray tank thoroughly after use.

**Note:** Foliar-applied liquid fertilizers themselves can cause yellowing of the foliage of forage grasses and other vegetation.

**Sprayer Clean-Out Instructions:** It is recommended that separate spray equipment be used on highly sensitive crops such as tobacco, soybeans, peanuts, and tomatoes.

18  
27

Do not use spray equipment used to apply PasturAll for other applications to land planted to, or to be planted to, crops or desirable sensitive plants, unless it has been determined that all residues of this herbicide has been removed by thorough cleaning of equipment.

Equipment used to apply PasturAll should be thoroughly cleaned before reusing to apply any other chemicals as follows.

1. Rinse and flush application equipment thoroughly after use. Dispose of rinse water away from water supplies.
2. Rinse a second time, adding 1 quart of household ammonia or tank cleaning agent for every 25 gallons of water. Circulate the solution through the entire system so that all internal surfaces are contacted (15 to 20 minutes). Let the solution stand for several hours, preferably overnight.
3. Flush the solution out of the spray tank through the boom.
4. Rinse the system twice with clean water, recirculating and draining each time.
5. Spray nozzles and screens should be removed and cleaned separately.

**Application Instructions**

Apply with calibrated air or ground equipment using sufficient spray volume to provide adequate coverage of target weeds or as otherwise directed in specific use directions. For broadcast application, use a spray volume of 2 or more gallons per acre by air and 10 or more gallons per acre for ground equipment. Where states have regulations which specify minimum spray volumes, they should be observed. In general, spray volume should be increased as crop canopy, height and weed density increase in order to obtain adequate spray coverage.

**Addition of Surfactants or Adjuvants on All Labeled Use Sites:** The addition of a high quality non-ionic surfactant (of at least 80% active ingredient) at 0.25 to 0.5 % volume per volume (1 to 2 quarts per 100 gallons of spray) is recommended to enhance herbicide activity under adverse environmental conditions (such as, high temperature, low relative humidity, drought conditions, dusty plant surfaces) or when weeds are heavily pubescent or more mature.

**Rate Ranges and Application Timing**

Generally, the lower dosages given will be satisfactory for young, succulent growth of sensitive weed species. For less sensitive species and under conditions where control is more difficult, the higher dosages will be needed. Apply PasturAll during warm weather when weeds are young and actively growing.

**Spot Application:** Spot treatments may be applied at rates equivalent to broadcast-applied rate of up to a maximum of 6 pints per acre of the treated field. Spray volume should be sufficient to thoroughly and uniformly wet weed foliage. Repeat treatments may be made, but the total amount of PasturAll applied must not exceed 11.6 pints per acre per year. Repeat spot applications must be separated by at least 30 days.

**Table 1:** Application rates in the table below are based on treating an area of 1000 sq ft. An area of 1000 sq ft is about 10.5 by 10.5 yards in size. Mix the amount of PasturAll (fl oz or milliliters) corresponding to the desired broadcast rate in 0.5 to 2.5 gallons of water, depending upon the spray volume required to treat 1000 sq ft. A delivery volume of 0.5 gallons per 1000 sq ft is equivalent to 22 gallons per acre and 2.5 gallons per 1000 sq ft is equivalent to 109 gallons per acre.

Amount of PasturAll per 1000 sq ft to Equal Broadcast Rate			
Broadcast Rate		Amount of PasturAll per 1000 sq ft	
(fl oz/acre)	(pt/acre)	(fl oz)	(mL)
24	1.5	0.55	16.3
32	2	0.74	21.9



19  
27

48	3	1.1	32.5
64	4	1.48	43.8
80	5	1.84	54.3
96	6	2.2	65.1

**Note:** 1 mL = 1cc and 1 fluid ounce (fl oz) = 29.6 milliliters (mL) = 2 tablespoons = 6 teaspoons

**To calculate the amount of PasturAll for areas larger than 1000 sq ft:** Multiply the table value (fl oz or milliliters) by the area to be treated in "thousands" of square feet. For example, if the area to be treated is 3500 sq ft, multiply the table value by 3.5 (3500 sq ft divided by 1000 sq ft = 3.5).

### Weeds Controlled –1.5 to 6 pints per acre

#### Annual or Biennial Weeds

beggarticks †	mousetail
bittercress, smallflowered	mustards (except blue mustard)
bitterweed	parsnip, wild
broomweed, common †	pennycress, field
burdock, common	pepperweed †
buttercup, smallflowered †	pigweeds (Amaranthus spp.) †
carpetweed	poorjoe
carrot, wild †	primrose, common
cinquefoil, common	purslane, common
cinquefoil, rough	pusley, Florida
cocklebur, common	radish, wild
coffeeweed	ragweed, common
copperleaf, Virginia	ragweed, giant
croton, Texas	rape, wild
croton, woolly	rocket, yellow
flixweed	salsify, common †
galinsoga	salsify, western †
geranium, Carolina	sedge, purple †
hemp, wild	sedge, yellow †
horseweed (marestail)	shepherdspurse
jewelweed	sicklepod
jimsonweed	smartweed (annual species) †
knotweed †	sneezeweed, bitter
kochia †	sowthistle, annual
lambsquarters, common	sowthistle, spiny
lettuce, prickly †	spanishneedles
lettuce, wild	sunflower
lupines	sweetclover
mallow, little †	tansymustard
mallow, Venice †	thistle, bull
marshelder †	thistle, musk
morningglory, annual	thistle, Russian (tumbleweed) †
morningglory, ivy	velvetleaf
morningglory, woolly	vetches

#### Perennial Weeds

alfalfa	eveningprimrose, cutleaf
artichoke, Jerusalem †	garlic, wild †
aster, many-flower †	hawkweed, orange †
Austrian fieldcress †	ironweed, western

20  
27

- |  |                                |
|--|--------------------------------|
| bindweed (hedge, field and European) † | ivy, ground †                  |
| blue lettuce                           | loco, bigbend                  |
| blueweed, Texas                        | nettles (including stinging) † |
| snakeweed, broom                       | onion, wild †                  |
| bullnettle †                           | pennywort                      |
| catnip                                 | plantains †                    |
| chicory                                | ragwort, tansy †               |
| clover, red                            | sowthistle, perennial          |
| cress, hoary †                         | thistle, Canada †              |
| dandelion †                            | vervains †                     |
| docks †                                | wormwood                       |
| dogbanes †                             |                                |
| goldenrod                              |                                |

† **Difficult-to-Control Weeds:** These weeds are only partially controlled (suppressed) and/or require use of higher specified rates of this product. Weed suppression is a reduction in weed competition (reduced population and/or vigor as visually compared to an untreated area). The degree of suppression varies with the rate used, the size of the weeds and the environmental conditions following treatment.

**Rangeland, Permanent Grass Pastures (Including Grasslands Not In Agricultural Production Such As Conservation Reserve Program Acres)**

**Restrictions:**

- **Preharvest Interval:** Do not cut forage for hay within 7 days of application. For program lands, such as CRP, consult program rules to determine whether grass or hay may be used. The more restrictive requirements of the program rules or this label must be followed.
- **Maximum rates:**
- Apply no more than 6 pints per acre per application and no more than 11.6 pints per acre per use season.
- Use 2 or more gallons of spray solution per acre
- Do not make more than two applications per year
- Do not apply within 30 days of previous application
- If grass is to be cut for hay, Agricultural Use Requirements for the Worker Protection Standard are applicable

Target Weeds or Woody Plants	PasturAll (pt/acre)	Specific Use Directions
Annual broadleaf weeds	1.5 to 2.0	For best results, apply when weeds are small and growing actively before the bud stage. Apply when musk thistles or other biennial species are in the seedling to rosette stage and before flower stalks appear. Refer to the "Weeds Controlled" section for a listing of susceptible weed species and weeds that may be only partially controlled and require repeat applications and/or use of higher recommended rates, even under ideal conditions of application
Biennial and perennial broadleaf weeds	2 to 6	
Spot Treatment to control broadleaf weeds	See Instructions for "Spot Treatment"	<b>Note:</b> To control broadleaf weeds in small areas with a hand sprayer, use an application rate equivalent to the broadcast rate recommended for this treatment site and spray to thoroughly wet all foliage. Refer to "Spot Treatment" section for instructions and rate conversion table under

21  
27

		"Application Instructions" section of this label.
Broadleaf weed control in newly sprigged coastal bermudagrass	1.5 to 2	Applications may be made either preemergence or postemergence. Follow Directions in the General Use and Precautions Section above on Seeding Grasses.
CRP Acres	For program lands such as CRP, consult program rules to determine whether grass or hay may be used. The more restrictive requirements of the program rules or this label must be followed.	

**Non-Cropland Areas**

PasturAll may be applied alone or in tank-mix combination to non-cropland areas, such as non-irrigation ditch banks, industrial and storage areas, airports, roadsides, railroad and utility rights-of-way, including grazed areas on these sites as an aerial or ground broadcast treatment, as a spot application, or as a high volume foliar application (see Application Methods section). Refer to the Broadleaf Weeds Controlled section for application rates recommended for specific broadleaf weeds.

**Restrictions:**

**Postemergence (annual and perennial weeds):**

- Do not make more than two applications per year
- On areas that may be grazed by meat or dairy animals or harvested for hay, do not apply more than 6 pints per acre per application.
- On areas that will not be grazed or harvested for hay, applications may be made at up to 11.6 pints per acre per application.
- Do not apply more than 11.6 pints per acre per year.
- Minimum of 30 days between application
- Use 2 or more gallons of spray solution per acre

**Postemergence (woody plants)**

- Limited to 1 application per year
- On areas that may be grazed by meat or dairy animals or harvested for hay, do not apply more than 6 pints per acre.
- Maximum of 11.6 pints per acre
- Use 2 or more gallons of spray solution per acre

Applications to non-cropland areas are not applicable to treatment of commercial timber or other plants being grown for sale or other commercial use, or for commercial seed production, or for research purposes.

Target Weeds or Woody Plants	PasturAll (pt/acre)	Specific Use Directions
Annual broadleaf weeds	1.5 to 3	Apply when annual weeds are small and growing actively before the bud stage. Biennial and perennial weeds should be rosette to bud stage, but not flowering at the time of application. For difficult to control perennial broadleaf weeds and woody species, tank mix up to 11.6 pints of PasturAll plus 1 to 4 quarts of Garlon 3A per acre. Oil or wetting agent may be added to the spray, if needed for increased effectiveness. <b>For ground application (High volume):</b> apply a total spray volume of 100 to 400 gallons per acre; (low volume) apply a total spray volume of 10 to
Biennial and perennial broadleaf weeds and susceptible woody plants	2 to 11.6	

22  
27

		100 gallons per acre. <b>For helicopter:</b> Apply a total spray volume of 5 to 30 gallons per acre.
Spot Treatment to control broadleaf weeds	See Instructions for "Spot Treatment"	<b>Note:</b> To control broadleaf weeds in small areas with a hand sprayer, use an application rate equivalent to the broadcast rates recommended for this treatment site and spray to thoroughly wet all foliage. Refer to "Spot Treatment" section for instructions and rate conversion table under "Application Instructions" section of this label.

## Spray Drift Management

A variety of factors including weather conditions (e.g., wind direction, wind speed, temperature, relative humidity) and method of application (e.g., ground, aerial, airblast, chemigation) can influence pesticide drift. The applicator must evaluate all factors and make appropriate adjustments when applying this product.

### Droplet Size

When applying sprays that contain 2,4-D as the sole active ingredient, or when applying sprays that contain 2,4-D mixed with active ingredients that require a Coarse or coarser spray, apply only as a Coarse or coarser spray (ASAE standard 572) or a volume mean diameter of 385 microns or greater for spinning atomizer nozzles.

When applying sprays that contain 2,4-D mixed with other active ingredients that require a Medium or more fine spray, apply only as a Medium or coarser spray (ASAE standard 572) or a volume mean diameter of 300 microns or greater for spinning atomizer nozzles.

### Wind Speed

Do not apply at wind speeds greater than 15 mph. Only apply this product if the wind direction favors on-target deposition and there are not sensitive areas (including, but not limited to, residential areas, bodies of water, known habitat for nontarget species, nontarget crops) within 250 feet downwind. If applying a Medium spray, leave one swath unsprayed at the downwind edge of the treated field.

### Temperature Inversions

If applying at wind speeds less than 3 mph, the applicator must determine if: a) conditions of temperature inversion exist, or b) stable atmospheric conditions exist at or below nozzle height. Do not make applications into areas of temperature inversions or stable atmospheric conditions.

### Susceptible Plants

Do not apply under circumstances where spray drift may occur to food, forage, or other plantings that might be damaged or crops thereof rendered unfit for sale, use or consumption. Susceptible crops include, but are not limited to, cotton, okra, flowers, fruit trees, grapes (in growing stage), fruit trees (foliage), soybeans (vegetative stage), ornamentals, sunflowers, tomatoes, beans, and other vegetables, or tobacco. Small amounts of spray drift that may not be visible may injure susceptible broadleaf plants.

### Other State and Local Requirements

Applicators must follow all state and local pesticide drift requirements regarding application of 2,4-D herbicides. Where states have more stringent regulations, they must be observed.

### Equipment

All aerial and ground application equipment must be properly maintained and calibrated using appropriate carriers or surrogates.

### Aerial Application

23  
27

The boom length must not exceed 75% of the wingspan or 90% of the rotor blade diameter.

Release spray at the lowest height consistent with efficacy and flight safety. Do not release spray at a height greater than 10 feet above the crop canopy unless a greater height is required for aircraft safety. This requirement does not apply to forestry or rights-of-way applications.

When applications are made with a crosswind, the swath will be displaced downwind. The applicator must compensate for this by adjusting the path of the aircraft upwind.

#### **Ground Boom Application**

Do not apply with a nozzle height greater than 4 feet above the crop canopy.

---

### **Terms and Conditions of Use**

---

If terms of the following Warranty Disclaimer, Inherent Risks of Use and Limitation of Remedies are not acceptable, return unopened package at once to the seller for a full refund of purchase price paid. To the extent permitted by law, otherwise, use by the buyer or any other user constitutes acceptance of the terms under Warranty Disclaimer, Inherent Risks of Use and Limitation of Remedies.

---

### **Warranty Disclaimer**

---

Dow AgroSciences warrants that this product conforms to the chemical description on the label and is reasonably fit for the purposes stated on the label when used in strict accordance with the directions, subject to the inherent risks set forth below. To the extent permitted by law, Dow AgroSciences MAKES NO OTHER EXPRESS OR IMPLIED WARRANTY OF MERCHANTABILITY OR FITNESS FOR A PARTICULAR PURPOSE OR ANY OTHER EXPRESS OR IMPLIED WARRANTY.

---

### **Inherent Risks of Use**

---

It is impossible to eliminate all risks associated with use of this product. Crop injury, lack of performance, or other unintended consequences may result because of such factors as use of the product contrary to label instructions (including conditions noted on the label, such as unfavorable temperatures, soil conditions, etc.), abnormal conditions (such as excessive rainfall, drought, tornadoes, hurricanes), presence of other materials, the manner of application, or other factors, all of which are beyond the control of Dow AgroSciences or the seller. To the extent permitted by law, all such risks shall be assumed by buyer.

---

### **Limitation of Remedies**

---

To the extent permitted by law, the exclusive remedy for losses or damages resulting from this product (including claims based on contract, negligence, strict liability, or other legal theories), shall be limited to, at Dow AgroSciences' election, one of the following:

1. Refund of purchase price paid by buyer or user for product bought, or
2. Replacement of amount of product used.

To the extent permitted by law, Dow AgroSciences shall not be liable for losses or damages resulting from handling or use of this product unless Dow AgroSciences is promptly notified of such loss or damage in writing. To the extent permitted by law, in no case shall Dow AgroSciences be liable for consequential or incidental damages or losses.

The terms of the Warranty Disclaimer, Inherent Risks of Use and this Limitation of Remedies cannot be varied by any written or verbal statements or agreements. No employee or sales agent of Dow AgroSciences or the seller is authorized to vary or exceed the terms of the Warranty Disclaimer or this Limitation of Remedies in any manner.

®Trademark of Dow AgroSciences LLC



24  

---

27

EPA accepted 08/04/11

25  
27

# Supplemental Labeling



Dow AgroSciences LLC

9330 Zionsville Road

Indianapolis, IN 46268-1054 USA

## PasturAll®

EPA Reg. No. 62719-579

For Distribution and Use Only in AL, AR, AZ, CO, FL, GA, ID, KS, KY, LA, MO, MS, MT, NE, NV, NM, ND, OK, SD, TN, TX, UT, WY

**For Use on Grass Harvested for Hay Intended for Distribution or Sale Off the Farm or Ranch**

**For Use on Grass Harvested for Silage, Haylage, Baylage, or Green Chop Intended for Use On the Farm or Ranch**

### ATTENTION

- It is a violation of Federal law to use this product in a manner inconsistent with its labeling.
- This labeling must be in the possession of the user at the time of application.
- Read the label affixed to the container for PasturAll® herbicide before applying. Carefully follow all precautionary statements and applicable use directions.
- Use of PasturAll according to this supplemental labeling is subject to all use precautions and limitations imposed by the label affixed to the container for PasturAll.

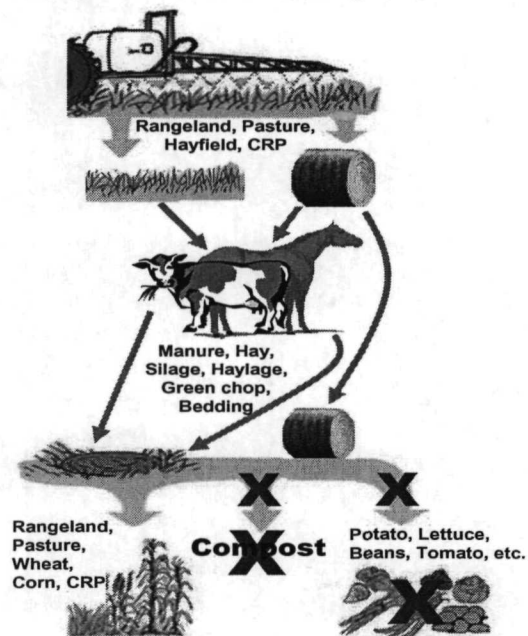
### Use Precautions and Restrictions

**Consult with a Dow AgroSciences representative if you do not understand the "Use Precautions and Restrictions." Call (1-800-263-1196) for more information.**

#### IMPORTANT USE PRECAUTIONS AND RESTRICTIONS TO PREVENT INJURY TO DESIRABLE PLANTS

- It is mandatory to follow the "Use Precautions and Restrictions" section of this product label.
- Manure and urine from animals consuming treated grass or forage may contain enough aminopyralid to cause injury to sensitive broadleaf plants.
- The Applicator must provide the land manager with a copy of the Dow AgroSciences Stewardship instructions regarding uses of forage from areas treated with aminopyralid.
- A printable version of the stewardship instructions can be found at [www.aminopyralidstewardshipinstructions.com](http://www.aminopyralidstewardshipinstructions.com)

#### Forage and Manure Management



©Copyright 2011 Dow AgroSciences LLC

- **Do not use grasses treated with PasturAll in the preceding 18-months for hay intended for export outside the United States.**
- **Do not use hay or straw from areas treated with PasturAll within the preceding 18-months, or manure from animals feeding on hay treated with PasturAll, in compost.**
- **Do not use grasses treated within the preceding 18-months for seed production.**
- **Grazing and Haying Restrictions:** There are no restrictions on grazing following application of PasturAll at labeled rates. Do not harvest forage for hay within 7 days of PasturAll application. Cutting hay too soon after spraying weeds can compromise the weed control. Wait 14 days prior to cutting grass hay to allow for maximum herbicide activity.
- **Transfer of Animals Feeding on PasturAll-Treated Forage:** Do not transfer animals grazing or feeding on hay from areas treated with PasturAll to areas where sensitive broadleaf crop occur without first allowing 3 days of grazing on an untreated pasture. Otherwise, urine and manure may contain enough aminopyralid to cause injury to sensitive broadleaf plants.
- **Grazing Poisonous Plants:** Herbicide application may increase palatability of certain poisonous plants. Do not graze treated areas until poisonous plants are dry and no longer palatable to livestock.
- **Restrictions in Hay or Manure Use:**
  - Do not use treated plant residues, including hay or straw from areas treated within the preceding 18-months, in compost, mulch or mushroom spawn.
  - Do not use manure from animals that have grazed forage or eaten hay harvested from treated areas within the previous 3 days, in compost, mulch or mushroom spawn.
  - Do not spread manure from animals that have grazed or consumed forage or hay from treated areas within the previous 3 days on land used for growing broadleaf crops.
  - Manure from animals that have grazed forage or eaten hay harvested from aminopyralid-treated areas within the previous 3 days may only be used on pasture grasses, grass grown for seed, wheat and corn.
  - Do not plant a broadleaf crop (including soybeans, sunflower, tobacco, vegetables, field beans, peanuts, and potatoes) in fields treated with manure from animals that have grazed forage or eaten hay harvested from aminopyralid-treated areas until an adequately sensitive field bioassay is conducted to determine that the aminopyralid residues in the soil is at level that is not injurious to the crop to be planted.
  - Do not plant a broadleaf crop in fields treated in the previous year with manure from animals that have grazed forage or eaten hay harvested from aminopyralid-treated areas until an adequately sensitive field bioassay is conducted to determine that the aminopyralid concentration in the soil is at level that is not injurious to the crop to be planted.
  - To promote herbicide decomposition, plant residues should be evenly incorporated in the surface soil or burned. Breakdown of aminopyralid in plant residues or manure is more rapid under warm, moist soil conditions and may be accelerated by supplemental irrigation.
- **Preharvest Interval:** Do not cut forage for hay within 7 days of application. For program lands, such as CRP, consult program rules to determine whether grass or hay may be used. The more restrictive requirements of the program rules or this label must be followed.
- **Chemigation:** Do not apply this product through any type of irrigation system.

27  
27

- **Crop Rotation:** Do not rotate non-cropland to cropland for one year following an application of PasturAll. Do not plant a broadleaf crop until an adequately sensitive field bioassay shows that the level of aminopyralid present in the soil will not adversely affect that broadleaf crop.
- **Field Bioassay Instructions:** In fields previously treated with this product, plant short test rows of the intended rotational crop across the original direction of application in a manner to sample variability in field conditions such as soil texture, soil organic matter, soil pH, rainfall pattern or drainage. The field bioassay can be initiated at any time between harvest of the treated crop and the planting of the intended rotational crop. Observe the test crop for symptoms of herbicidal activity, such as poor stand (effect on seed germination), chlorosis (yellowing), and necrosis (dead leaves or shoots), or stunting (reduced growth). If herbicidal symptoms do not occur, the test crop can be grown. If there is apparent herbicidal activity, do not plant the field to the intended rotational crop; plant only to wheat, forage grasses, native grasses or grasses grown for hay.
- **PasturAll is highly active against many broadleaf plant species.** Do not use this product on areas where loss of desirable broadleaf forage plants, including legumes, cannot be tolerated.
- Trees adjacent to or in a treated area can occasionally be affected by root uptake of PasturAll through movement into the soil. Do not apply PasturAll within the root zone of desirable trees unless such injury can be tolerated. Use special caution near roses, and leguminous trees such as locusts, redbud, mimosa, and caragana.

**Expiration Date:** August 1, 2014

®Trademark of Dow AgroSciences LLC

R379-001

EPA Accepted: 08/04/11

Replaces: Initial