

62719-549

11/13/2012

1/34



UNITED STATES ENVIRONMENTAL PROTECTION AGENCY
Washington, D.C. 20460

OFFICE OF
CHEMICAL SAFETY AND
POLLUTION PREVENTION

NOV 13 2012

Darin Lickfeldt
Dow AgroSciences LLC
9330 Zionsville Road 308/2E
Indianapolis, IN 46268-1054

Subject: Notification per PR Notice 98-10
Penoxsulam Fert 0.04%
EPA Reg. No. 62719-549
Application Dated September 26, 2012

Dear Mr. Lickfeldt:

The Agency is in receipt of your Application for Pesticide Notification under Pesticide Registration Notice (PRN) 98-10 for the subject product. The Registration Division (RD) has conducted a review of this request and finds that the action falls within the scope of PRN 98-10. The label submitted with the application has been date-stamped "Notification" and will be placed in our records.

If you have any questions, please contact Mindy Ondish at (703)605-0723 or at ondish.mindy@epa.gov.

Sincerely,

Mindy Ondish, for

Kathryn V. Montague
Product Manager 23
Herbicide Branch
Registration Division (7505P)

	United States Environmental Protection Agency Washington, DC 20460	<input type="checkbox"/> Registration <input type="checkbox"/> Amendment <input checked="" type="checkbox"/> Other	OPP Identifier Number
--	---------------------------------------------------------------------------------	--------------------------------------------------------------------------------------------------------------------------	-----------------------

Application for Pesticide - Section I

1. Company/Product Number Dow AgroSciences LLC/62719-549	2. EPA Product Manager Kathryn Montague	3. Proposed Classification <input checked="" type="checkbox"/> None <input type="checkbox"/> Restricted
4. Company/Product (Name) Dow AgroSciences LLC/Penoxsulam FERT 0.04%	PM# 23	
5. Name and Address of Applicant (Include ZIP Code) Dow AgroSciences LLC 9330 Zionsville Road Indianapolis, IN 46268 <input type="checkbox"/> Check if this is a new address		6. Expedited Review: In accordance with FIFRA Section 3(c)(3) (b)(i), my product is similar or identical in composition and labeling to: EPA Reg. No. _____ Product Name _____

Section - II

<input type="checkbox"/> Amendment - Explain below.	<input type="checkbox"/> Final printed labels in response to Agency letter dated _____	NOTIFICATION NOV 13 2012
<input type="checkbox"/> Resubmission in response to Agency letter dated _____	<input type="checkbox"/> "Me Too" Application.	
<input checked="" type="checkbox"/> Notification - Explain below.	<input type="checkbox"/> Other - Explain below.	

Explanation: Use additional page(s) if necessary. (For section I and Section II.)

This notification is consistent with the provisions of PR Notice 98-10 and EPA regulations at 40 CFR 152.46. No other changes have been made to the labeling or the confidential statement of formula of this product. I understand that it is a violation of 18 U.S.C. Sec. 1001 to willfully make any false statement to EPA. I further understand that if this notification is not consistent with the terms of PR Notice 98-10 and 40 CFR 152.46, this product may be in violation of FIFRA and I may be subject to enforcement action and penalties under Sections 12 and 14 of FIFRA.

Section - III

1. Material This Product Will Be Packaged In:				2. Type of Container	
Child-Resistant Packaging: <input type="checkbox"/> Yes <input type="checkbox"/> No	Unit Packaging: <input type="checkbox"/> Yes <input type="checkbox"/> No	Water Soluble Packaging: <input type="checkbox"/> Yes <input type="checkbox"/> No	<input type="checkbox"/> Metal <input type="checkbox"/> Plastic <input type="checkbox"/> Glass <input type="checkbox"/> Paper <input type="checkbox"/> Other (Specify) _____	If "Yes" Unit Packaging wgt. No. per container	If "Yes" Package wgt No. per container
3. Location of Net Contents Information <input type="checkbox"/> Label <input type="checkbox"/> Container		4. Size(s) Retail Container	5. Location of Label Directions <input type="checkbox"/> On Label <input type="checkbox"/> On Labeling accompanying product		
6. Manner in Which Label is Affixed to Product				<input type="checkbox"/> Lithograph <input type="checkbox"/> Other _____ <input type="checkbox"/> Paper glued <input type="checkbox"/> Stenciled	

Section - IV

1. Contact Point (Complete items directly below for identification of individual to be contacted, if necessary, to process this application.)		
Name Darin Lickfeldt	Title Regulatory Manager	Telephone No. (Include Area Code) 317-337-3774
Certification I certify that the statements I have made on this form and all attachments thereto are true, accurate and complete. I acknowledge that any knowingly false or misleading statement may be punishable by fine or imprisonment or both under applicable law.		Application Received (Stamped)
2. Signature 	3. Title Regulatory Manager	
4. Typed Name Darin Lickfeldt (dwlickfeldt@dow.com)	5. Date September 26, 2012	

[Sub Label A: Professional Use]

(Base label):

NOTIFICATION

NOV 13 2012

Penoxsulam FERT 0.04%

HERBICIDE

For postemergence control of annual and perennial broadleaf weeds in established turfgrass, including residential lawns, golf courses, parks, sports fields, sod farms and around commercial buildings and other recreational and commercial turfgrass areas

Covers up to XX,000 sq ft (XXX' x XX')
and/or
This bag covers XX,000 sq ft

Active Ingredient:

penoxsulam: 2-(2,2-difluoroethoxy)-N-(5,8-dimethoxy[1,2,4] triazolo[1,5c]pyrimidin-2-yl)-6-(trifluoromethyl)benzenesulfonamide	0.04%
Other Ingredients	99.96%
Total	100.00%

[Editor's note: Bag size provided by supplemental distributor.]

[Editor's note: Supplemental distributor will add fertilizer analysis and derivation statement for fertilizer carrier used.]

Guaranteed Fertilizer Analysis	
Total Nitrogen (N).....	XX%
Available Phosphate (P ₂ O ₅)	XX%
Soluble Potash (K ₂ O).....	XX%

Keep Out of Reach of Children

CAUTION

Precautionary Statements

Hazards to Humans and Domestic Animals

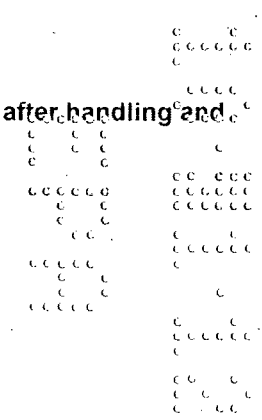
Causes Moderate Eye Irritation

Avoid contact with eyes or clothing. Wash thoroughly with soap and water after handling and before eating, drinking, chewing gum, or using tobacco.

Personal Protective Equipment (PPE)

Applicators and other handlers must wear:

- Long-sleeved shirt and long pants
- Shoes plus socks



6/34

Follow manufacturer's instructions for cleaning/maintaining PPE. If no such instructions for washables, use detergent and hot water. Keep and wash PPE separately from other laundry.

Engineering Controls

When handlers use closed systems, enclosed cabs, or aircraft in a manner that meets the requirements listed in the Worker Protection Standard (WPS) for agricultural pesticides [40 CFR 170.240 (d) (4-6)], the handler PPE requirements may be reduced or modified as specified in the WPS.

User Safety Recommendations

Users should:

- Wash hands before eating, drinking, chewing gum, using tobacco, or using the toilet.

First Aid

If in eyes: Hold eye open and rinse slowly and gently with water for 15-20 minutes. Remove contact lenses, if present, after the first 5 minutes, then continue rinsing eye. Call a poison control center or doctor for treatment advice.

Have the product container or label with you when calling a poison control center or doctor, or going for treatment. You may contact 1-800-992-5994 for emergency medical treatment information.

Environmental Hazards

Do not apply directly to water, or to areas where surface water is present or to intertidal areas below the mean high water mark. Do not contaminate water when disposing of equipment washwater or rinsate.

Agricultural Use Requirements

Use this product only in accordance with its labeling and with the Worker Protection Standard, 40 CFR Part 170. Refer to label booklet under "Agricultural Use Requirements" in the Directions for Use section for information about this standard.

(Storage and Disposal for rigid containers 5 gal or less)

Storage and Disposal

Do not contaminate water, food, or feed by storage and disposal.

Pesticide Storage: Store in cool dry place in original container.

Pesticide Disposal: Wastes resulting from the use of this product must be disposed of on site or at an approved waste disposal facility.

Container Handling: Nonrefillable container. Do not reuse or refill this container.

Triple rinse or pressure rinse container (or equivalent) promptly after emptying. **Triple rinse** as follows: Empty the remaining contents into application equipment or a mix tank and drain for 10 seconds after the flow begins to drip. Fill the container 1/4 full with water and recap. Shake for 10 seconds. Pour rinsate into application equipment or a mix tank or store rinsate for later use or disposal. Drain for 10 seconds after the flow begins to drip. Repeat this procedure two more times. **Pressure rinse** as follows: Empty the remaining contents into application equipment or a mix tank and continue to drain for 10 seconds after the flow begins to drip. Hold container upside down over application equipment or mix tank or collect rinsate for later use or disposal. Insert pressure rinsing nozzle in the side of the container and rinse at about 40 psi for at least 30 seconds. Drain for 10 seconds after the flow begins to drip. Then offer for recycling if available or puncture and dispose of in a sanitary landfill, or by incineration, or by other procedures allowed by state and local authorities.

(Storage and Disposal for nonrigid containers any size)

Storage and Disposal

Do not contaminate water, food, or feed by storage and disposal.

Pesticide Storage: Store in cool dry place in original container.

Pesticide Disposal: Wastes resulting from the use of this product must be disposed of on site or at an approved waste disposal facility.

7/34

approved waste disposal facility.

Container Handling: Nonrefillable container. Do not reuse or refill this container. Completely empty bag into application equipment. Then offer for recycling if available, or dispose of in a sanitary landfill, or by incineration, or by other procedures allowed by state and local authorities.

(Storage and Disposal for refillable rigid containers larger than 5 gal)

Storage and Disposal

Do not contaminate water, food, or feed by storage and disposal.

Pesticide Storage: Store in cool dry place in original container.

Pesticide Disposal: Wastes resulting from the use of this product must be disposed of on site or at an approved waste disposal facility.

Container Handling: Refillable container. Refill this container with pesticide only. Do not reuse this container for any other purpose.

Cleaning the container before final disposal is the responsibility of the person disposing of the container. Cleaning before refilling is the responsibility of the refiller. To clean the container before final disposal, empty the remaining contents from this container into application equipment or a mix tank. Fill the container about 10% full with water and, if possible, spray all sides while adding water. If practical, agitate vigorously or recirculate water with the pump for two minutes. Pour or pump rinsate into application equipment or rinsate collection system. Repeat this rinsing procedure two more times. Then offer for recycling if available, or puncture and dispose of in a sanitary landfill, or by incineration, or by other procedures allowed by state and local authorities.

(Storage and Disposal for nonrefillable rigid containers larger than 5 gal)

Storage and Disposal

Do not contaminate water, food, or feed by storage and disposal.

Pesticide Storage: Store in cool dry place in original container.

Pesticide Disposal: Wastes resulting from the use of this product must be disposed of on site or at an approved waste disposal facility.

Container Handling: Nonrefillable container. Do not reuse or refill this container.

Triple rinse or pressure rinse container (or equivalent) promptly after emptying. **Triple rinse** as follows: Empty the remaining contents into application equipment or a mix tank. Fill the container 1/4 full with water. Replace and tighten closures. Tip container on its side and roll it back and forth, ensuring at least one complete revolution, for 30 seconds. Stand the container on its end and tip it back and forth several times. Turn the container over onto its other end and tip it back and forth several times. Empty the rinsate into application equipment or a mix tank or store rinsate for later use or disposal. Repeat this procedure two more times. **Pressure rinse** as follows: Empty the remaining contents into application equipment or a mix tank and continue to drain for 10 seconds after the flow begins to drip. Hold container upside down over application equipment or mix tank or collect rinsate for later use or disposal. Insert pressure rinsing nozzle in the side of the container, and rinse at about 40 psi for at least 30 seconds. Drain for 10 seconds after the flow begins to drip. Then offer for recycling if available, or puncture and dispose of in a sanitary landfill, or by incineration, or by other procedures allowed by state and local authorities.

Refer to label booklet for Directions for Use.

Notice: Read the entire label. Use only according to label directions. **Before using this product, read Warranty Disclaimer, Inherent Risks of Use, and Limitation of Remedies elsewhere on the label. If terms are unacceptable, return at once unopened.**

In case of emergency endangering health or the environment involving this product, call 1-800-992-5994.

Agricultural Chemical: Do not ship or store with food, feeds, drugs or clothing.

9/134

(Label booklet cover):

Penoxsulam FERT 0.04%

HERBICIDE

For postemergence control of annual and perennial broadleaf weeds in established turfgrass, including residential lawns, golf courses, parks, sports fields, sod farms and around commercial buildings and other recreational and commercial turfgrass areas

Covers up to XX,000 sq ft (XXX' x XX')
and/or

This bag covers XX,000 sq ft

Active Ingredient:

penoxsulam: 2-(2,2-difluoroethoxy)-N-(5,8-dimethoxy[1,2,4] triazolo[1,5c]pyrimidin-2-yl)-6-(trifluoromethyl)benzenesulfonamide0.04%

Other Ingredients 99.96%

Total 100.00%

[Editor's note: Bag size provided by supplemental distributor.]

[Editor's note: Supplemental distributor will add fertilizer analysis and derivation statement for fertilizer carrier used.]

Guaranteed Fertilizer Analysis	
Total Nitrogen (N).....	XX%
Available Phosphate (P ₂ O ₅).....	XX%
Soluble Potash (K ₂ O).....	XX%

Keep Out of Reach of Children

CAUTION

Agricultural Use Requirements

Use this product only in accordance with its labeling and with the Worker Protection Standard, 40 CFR Part 170. Refer to label booklet under "Agricultural Use Requirements" in the Directions for Use section for information about this standard.

Refer to inside of label booklet for additional precautionary information including Directions for Use.

Notice: Read the entire label. Use only according to label directions. Before using this product, read Warranty Disclaimer, Inherent Risks of Use, and Limitation of Remedies at end of Directions for Use. If terms are unacceptable, return at once unopened.

In case of emergency endangering health or the environment involving this product, call 1-800-992-5994.

Agricultural Chemical: Do not ship or store with food, feeds, drugs or clothing.

18/34

(Page 1 through end):

Precautionary Statements

Hazards to Humans and Domestic Animals

CAUTION

Causes Moderate Eye Irritation

Avoid contact with eyes or clothing. Wash thoroughly with soap and water after handling and before eating, drinking, chewing gum, or using tobacco.

Personal Protective Equipment (PPE)

Applicators and other handlers must wear:

- Long-sleeved shirt and long pants
- Shoes plus socks

Follow manufacturer's instructions for cleaning/maintaining PPE. If no such instructions for washables, use detergent and hot water. Keep and wash PPE separately from other laundry.

Engineering Controls

When handlers use closed systems, enclosed cabs, or aircraft in a manner that meets the requirements listed in the Worker Protection Standard (WPS) for agricultural pesticides [40 CFR 170.240 (d) (4-6)], the handler PPE requirements may be reduced or modified as specified in the WPS.

User Safety Recommendations

Users should:

- Wash hands before eating, drinking, chewing gum, using tobacco, or using the toilet.

First Aid

If in eyes: Hold eye open and rinse slowly and gently with water for 15-20 minutes. Remove contact lenses, if present, after the first 5 minutes, then continue rinsing eye. Call a poison control center or doctor for treatment advice.

Have the product container or label with you when calling a poison control center or doctor, or going for treatment. You may contact 1-800-992-5994 for emergency medical treatment information.

Environmental Hazards

Do not apply directly to water, or to areas where surface water is present or to intertidal areas below the mean high water mark. Do not contaminate water when disposing of equipment washwater or rinsate.

Directions for Use

It is a violation of Federal law to use this product in a manner inconsistent with its labeling. Read all Directions for Use carefully before applying.

Do not apply this product in a way that will contact workers or other persons, either directly or through drift. Only protected handlers may be in the area during application. For any requirements specific to your state or tribe, consult the agency responsible for pesticide regulation.

Agricultural Use Requirements

Use this product only in accordance with its labeling and with the Worker Protection Standard, 40 CFR Part 170. This Standard contains requirements for the protection of agricultural workers on farms,

forests, nurseries, and greenhouses, and handlers of agricultural pesticides. It contains requirements for training, decontamination, notification, and emergency assistance. It also contains specific instructions and exceptions pertaining to the statements on this label about personal protective equipment (PPE), and restricted entry interval. The requirements in this box only apply to uses of this product that are covered by the Worker Protection Standard.

Do not enter or allow worker entry into treated areas during the restricted entry interval (REI) of 12 hours.

PPE required for early entry to treated areas that is permitted under the Worker Protection Standard and that involves contact with anything that has been treated, such as plants, soil, or water, is:

- Coveralls
- Chemical-resistant gloves made of any waterproof material
- Shoes plus socks

Non-Agricultural Use Requirements

The requirements of this box apply to uses of this product that are NOT within the scope of the Worker Protection Standard for agricultural pesticides (40 CFR Part 170). The WPS applies when this product is used to produce agricultural plants on farms, forests, nurseries, or greenhouses.

Entry Restrictions for Non-WPS Uses: Keep unprotected persons out of treated areas until dusts have settled.

Storage and Disposal

Do not contaminate water, food or feed by storage and disposal.

Pesticide Storage: Store in cool dry place in original container.

Pesticide Disposal: Wastes resulting from the use of this product must be disposed of on site or at an approved waste disposal facility.

Nonrefillable rigid containers 5 gallons or less:

Container Handling: Nonrefillable container. Do not reuse or refill this container.

Triple rinse or pressure rinse container (or equivalent) promptly after emptying. **Triple rinse** as follows: Empty the remaining contents into application equipment or a mix tank and drain for 10 seconds after the flow begins to drip. Fill the container 1/4 full with water and recap. Shake for 10 seconds. Pour rinsate into application equipment or a mix tank or store rinsate for later use or disposal. Drain for 10 seconds after the flow begins to drip. Repeat this procedure two more times. **Pressure rinse** as follows: Empty the remaining contents into application equipment or a mix tank and continue to drain for 10 seconds after the flow begins to drip. Hold container upside down over application equipment or mix tank or collect rinsate for later use or disposal. Insert pressure rinsing nozzle in the side of the container, and rinse at about 40 psi for at least 30 seconds. Drain for 10 seconds after the flow begins to drip. Then offer for recycling if available or puncture and dispose of in a sanitary landfill, or by incineration, or by other procedures allowed by state and local authorities.

Nonrefillable nonrigid containers:

Container Handling: Nonrefillable container. Do not reuse or refill this container. Completely empty bag into application equipment. Then offer for recycling if available, or dispose of in a sanitary landfill, or by incineration, or by other procedures allowed by state and local authorities.

Refillable rigid containers larger than 5 gal:

Container Handling: Refillable container. Refill this container with pesticide only. Do not reuse this container for any other purpose.

Cleaning the container before final disposal is the responsibility of the person disposing of the container. Cleaning before refilling is the responsibility of the refiller. To clean the container before final disposal, empty the remaining contents from this container into application equipment or a mix tank. Fill the container about 10% full with water and, if possible, spray all sides while adding water. If practical,

13/34

agitate vigorously or recirculate water with the pump for two minutes. Pour or pump rinsate into application equipment or rinsate collection system. Repeat this rinsing procedure two more times. Then offer for recycling if available, or puncture and dispose of in a sanitary landfill, or by incineration, or by other procedures allowed by state and local authorities.

Nonrefillable rigid containers larger than 5 gal:

Container Handling: Nonrefillable container. Do not reuse or refill this container.

Triple rinse or pressure rinse container (or equivalent) promptly after emptying. **Triple rinse** as follows: Empty the remaining contents into application equipment or a mix tank. Fill the container 1/4 full with water. Replace and tighten closures. Tip container on its side and roll it back and forth, ensuring at least one complete revolution, for 30 seconds. Stand the container on its end and tip it back and forth several times. Turn the container over onto its other end and tip it back and forth several times. Empty the rinsate into application equipment or a mix tank or store rinsate for later use or disposal. Repeat this procedure two more times. **Pressure rinse** as follows: Empty the remaining contents into application equipment or a mix tank and continue to drain for 10 seconds after the flow begins to drip. Hold container upside down over application equipment or mix tank or collect rinsate for later use or disposal. Insert pressure rinsing nozzle in the side of the container, and rinse at about 40 psi for at least 30 seconds. Drain for 10 seconds after the flow begins to drip. Then offer for recycling if available, or puncture and dispose of in a sanitary landfill, or by incineration, or by other procedures allowed by state and local authorities.

General Information

Penoxsulam FERT 0.04% herbicide provides postemergence control of annual, biennial and perennial broadleaf weeds in established turfgrass, including residential lawns, golf courses, parks, sports fields, sod farms and around commercial buildings and other recreational and commercial turfgrass areas.

General Use Precautions and Restrictions

- Do not apply Penoxsulam FERT 0.04% on dichondra, carpetgrass, bahiagrass, or to golf course putting greens or tees, or turfgrass containing desirable clovers.
 - Do not apply Penoxsulam FERT 0.04% directly to, or otherwise permit Penoxsulam FERT 0.04% to come into contact with, flowers, ornamental shrubs or trees, or other desirable broadleaf plants, as serious plant injury may occur.
 - Do not apply to centipedegrass during the period of winter dormancy. Grass should be green and actively growing at application.
 - The active ingredient in this product may leave residues in treated grass clippings which could be harmful to some plants and trees. Do not collect treated grass clippings for use as mulch around plants. The applicator must notify in writing the appropriate residences/individuals of this precaution when this product is applied by a lawn service/commercial applicator.
 - To minimize the potential for turfgrass injury, allow four weeks between applications.
 - Avoid unnecessary disturbances, including watering and mowing, for approximately 24 hours after application.
 - Use Penoxsulam FERT 0.04% on solid (monoculture) stands of perennial ryegrass or tall fescue at a maximum rate of 50 lb (0.02 lb ai penoxsulam) per acre. Some yellowing of these turfgrasses may occur within two weeks of application. Any discoloration is transitory and will dissipate under adequate growing conditions.
 - Apply Penoxsulam FERT 0.04% to newly seeded or sprigged turfgrass only after the third mowing or after the turfgrass seedlings have developed an adequate secondary root system. Reseeding is not recommended for at least three to four weeks after application.
 - Do not apply more than 150 lb of Penoxsulam FERT 0.04% (0.06 lb ai penoxsulam) per acre per application.
 - Do not apply more than 225 lb of Penoxsulam FERT 0.04% (0.09 lb ai penoxsulam) per acre per year.
- [Editor's note: Supplemental distributor will add one of the following statements as appropriate if their product is registered in the state of Florida.]

14 / 34

- Florida Applications: Do not exceed [3] [4] applications per year on bermudagrass in the north.
- Florida Applications: Do not exceed [4] applications per year on bermudagrass in central Florida.
- Florida Applications: Do not exceed [1] [2] applications per year on centipedegrass in the north.
- Florida Applications: Do not exceed [2] [3] applications per year on centipedegrass in [central Florida] [the south].
- Florida Applications: Do not exceed [2] [3] [4] applications per year on St. Augustinegrass in the north.
- Florida Applications: Do not exceed [2] [3] [4] applications per year on St. Augustinegrass in central Florida.
- Florida Applications: Do not exceed [4] applications per year on St. Augustinegrass in the south.
- Florida Applications: Do not exceed [3] [4] applications per year on zoysiagrass in the north.
- Florida Applications: Do not exceed [3] [4] applications per year on zoysiagrass in central Florida.
- Florida Applications: Do not exceed [4] applications per year on zoysiagrass in the south.
- Florida Applications: For application to sports turf (non-agricultural land planted exclusively for golf courses, parks and athletic fields), follow "SL191, 'Recommendations for N, P, K and Mg for Golf Course & Athletic Field Fertilization Base on Mehlich I Extractant" available at <http://edis.ifas.ufl.edu/SS404>, or "BMP's for Enhancement of Environmental Quality on Florida's Golf Courses" available at <http://www.dep.state.fl.us/water/nonpoint/docs/nonpoint/glfbmp07.pdf>.
- Florida Applications: For application to urban turf (non-agricultural land planted in closely mowed, managed grasses except golf courses, parks and athletic fields), follow "Best Management Practices for Protection of Water Resources in Florida, June 2002, Florida Green Industries" available at http://www.dep.state.fl.us/central/Home/MeetingsTraining/FLGreen/BMP_Book_final.pdf.

Treatment on Turfgrass Species Not Listed on the Label for Penoxsulam FERT 0.04%

Users who wish to use Penoxsulam FERT 0.04% on turfgrass species not listed on this label may determine the suitability for use by treating a small area at a specified rate. Prior to treatment of larger areas, the treated area should be observed for any sign of herbicidal injury during 30 days of normal growing conditions to determine if the target turfgrass species is tolerant. Applications should not be made to turfgrass under stress. The user assumes responsibility for any plant damage or other liability resulting from use of Penoxsulam FERT 0.04% on turfgrass species not listed below on this label.


Penoxsulam FERT 0.04% is recommended for use on the following established turfgrass species (numbers in parentheses (-) refer to footnotes below):

Established Cool Season Turfgrass (1)

Common Name	Scientific Name
annual bluegrass	<i>Poa annua</i>
bentgrass	<i>Agrostis</i> species
bluegrass, Kentucky	<i>Poa pratensis</i>
fescue, chewing	<i>Festuca rubra</i> var. <i>commutata</i>
fescue, creeping red	<i>Festuca rubra</i>
fescue, sheeps	<i>Festuca ovina</i>
fescue, tall (2)	<i>Festuca arundinaceae</i>
ryegrass, perennial (2)	<i>Lolium perenne</i>

Established Warm Season Turfgrass (3)

Common Name	Scientific Name
bermudagrass (common or hybrid)	<i>Cynodon dactylon</i>
centipedegrass (4)	<i>Eremochloa ophiuroides</i>
fescue, tall (growing in warm season areas) (2)	<i>Festuca arundinaceae</i>
kikuyugrass	<i>Pennisetum clandestinum</i>
seashore paspalum	<i>Paspalum vaginatum</i>
St. Augustinegrass	<i>Stenotaphrum secundatum</i>
zoysiagrass	<i>Zoysia japonica</i>
zoysiagrass	<i>Zoysia tenuifolia</i>



15/
34

1. Use no more than 100 lb of Penoxsulam FERT 0.04% (0.045 lb ai penoxsulam) per acre per application.
2. Use Penoxsulam FERT 0.04% on these species at a maximum rate of 50 lb (0.02 lb ai penoxsulam) per acre per application and only if some injury can be tolerated. A slight yellowing of turfgrass may occur within two weeks of application. The discoloration is transient and is generally gone within four weeks of treatment under adequate growing conditions.
3. Use no more than 150 lb of Penoxsulam FERT 0.04% (0.06 lb ai penoxsulam) per acre per application.
4. Do not apply to centipedegrass during the period of winter dormancy. Grass should be green and actively growing at application.

Weeds Controlled or Suppressed

Generally, application rates at the lower end of the rate range will be satisfactory for young, succulent growth of sensitive weed species. For less sensitive species and under conditions where control is more difficult (plant stress conditions such as drought or extreme temperatures, dense weed stands and/or larger weeds), the higher rate within the rate range or repeat applications will be needed. Weeds growing in the absence of competition from other vegetation generally require higher rates or repeat applications to obtain satisfactory control or suppression.

Weeds Controlled or Suppressed		Rate	
		lb/acre	lb/1000 sq ft
burdock	lambsquarters	50 - 150	1.2 - 3.4
burnweed, American	lespedeza, common		
buttercup, hairy	matchweed		
chickweed, common	medic, black		
chickweed, mouseear	parsley-piert		
clover, hop	plantain, broadleaf		
clover, red	plantain, buckhorn		
clover, white	purslane, common		
cocklebur, common	ragweed, common		
coffeeweed	round leaf mallow		
common vetch	sheep sorrel		
creeping beggarweed	shepherd's purse		
curly dock	smartweed		
dandelion, common	speedwell, common		
dollarweed	spotted catsear		
dwarf beggarweed	spurge, spotted		
English lawn daisy	spurweed		
false dandelion	Virginia buttonweed ¹		
Florida betony	Virginia pepperweed		
goldenrod	wild violet		
hawkweed	woodsorrel, creeping		
henbit	woodsorrel, yellow		
ivy, ground			
kyllinga, annual and green (suppression only) ¹	nutsedge, purple and yellow (suppression only) ¹	100 - 150	2.3 - 3.4

¹ Re-treatment may be necessary

Application Directions

Apply Penoxsulam FERT 0.04% using a drop or rotary-type spreader designed to apply granules. Calibrate application equipment prior to use according to the manufacturer's directions. Check frequently to be sure equipment is working properly and distributing granules uniformly. Do not use spreaders that

apply material in narrow concentrated bands. Avoid skips or overlaps as poor weed control or turfgrass injury may occur. More uniform application may be achieved by spreading half of the required amount of product over the area and then applying the remaining half in swaths at right angles to the first.

To optimize performance, mow the turfgrass two to three days before applying Penoxsulam FERT 0.04%. If the turfgrass is under moisture stress, a thorough sprinkler irrigation of at least 1/2 inch may be needed at least one to two days before application. For optimal results, apply Penoxsulam FERT 0.04% in the morning when dew is present. If necessary, sprinkler irrigate with less than 1/4 inch of water just prior to application to maximize particle adherence to leaf surfaces. Avoid watering of treated area for 24 hours following application. Avoid making applications if rainfall is expected within 24 hours after treatment.

Application Techniques for Applying Penoxsulam FERT 0.04%

- When using a drop-type spreader, a splashboard mounted under the hopper will provide more even granule distribution.
- A chain fastened to the side of the spreader and allowed to drag on the soil surface can be used to mark the edge of the treated swath and help prevent skips or overlaps.
- For treating smaller areas, a hand held or push-type rotary applicator such as a whirlybird or cyclone unit is recommended. For hand held units, walk and turn the crank at a constant rate of speed.
- A shaker-type applicator made from a small container with holes punched in the bottom is recommended for small, difficult to treat areas. Carefully measure the amount of product needed to avoid over application.

Spreader Settings as a Guide for Calibration

Note: These settings are provided as a suggested starting point in calibrating each individual spreader. Since no two spreaders are alike, these settings are not intended to be used as absolute recommendations by Dow AgroSciences or the spreader manufacturer.

Spreader	Settings for Spreader		
	Rate of Penoxsulam FERT 0.04%		
	50 lb/acre	100 lb/acre	150 lb/acre
XX	XX	XX	XX

Rates and Timing of Application

Apply 50 to 150 lb of Penoxsulam FERT 0.04% per acre (1.2 to 3.4 lb per 1000 sq ft) per application to established turfgrass. Possible re-treatment in approximately 30 days may be necessary if turfgrass is heavily infested with weeds or if adverse low moisture conditions prevail and weeds are in a state of poor growth. Do not exceed 225 lb of Penoxsulam FERT 0.04% per acre (5.4 lb per 1000 sq ft) per year because damage to turfgrass may occur.

Note: When applying to warm season turfgrass under conditions of inadequate moisture, high temperature and high humidity, over application may cause minor transitory discoloration. It is recommended to reduce application rates by 50% during hot, dry conditions to avoid possible dehydration or browning of grasses.

[Editor's note: Supplemental distributor will select the appropriate bag size and present only the rate information provided for that bag size on product labeling.]

Broadcast Rates for Penoxsulam FERT 0.04%

Bag Size	Rate		Treated Area	
	lb/acre	lb/1000 sq ft	acre	sq ft
15	50	1.2	0.30	13,200
	100	2.3	0.15	6,500
	150	3.4	0.10	4,400

16	50	1.2	0.32	13,900
	100	2.3	0.16	7,000
	150	3.4	0.11	4,600
17	50	1.2	0.34	14,800
	100	2.3	0.17	7,400
	150	3.4	0.12	5,000
18	50	1.2	0.37	16,000
	100	2.3	0.18	7,800
	150	3.4	0.12	5,200
20	50	1.2	0.40	17,400
	100	2.3	0.20	8,700
	150	3.4	0.13	5,800
30	50	1.2	0.60	26,000
	100	2.3	0.30	13,000
	150	3.4	0.20	8,700
40	50	1.2	0.80	35,000
	100	2.3	0.40	17,400
	150	3.4	0.27	11,600
45	50	1.2	0.90	39,000
	100	2.3	0.45	19,600
	150	3.4	0.30	13,000
50	50	1.2	1.00	43,560
	100	2.3	0.50	21,780
	150	3.4	0.33	14,375

Best weed control results are obtained when Penoxsulam FERT 0.04% is applied to small, actively growing weeds in the spring or early fall. Extreme growing conditions such as drought or near freezing temperatures prior to, at, or following time of application may reduce weed control. Broadleaf weed species germinate at different times.

This product may also be applied to newly established warm season turfgrass. Delay treatments four weeks after sodding, sprigging or plugging.

Terms and Conditions of Use

If terms of the following Warranty Disclaimer, Inherent Risks of Use, and Limitation of Remedies are not acceptable, return unopened package at once to the seller for a full refund of purchase price paid. Otherwise, use by the buyer or any other user constitutes acceptance of the terms under Warranty Disclaimer, Inherent Risks of Use and Limitation of Remedies.

Warranty Disclaimer

Seller warrants that this product conforms to the chemical description on the label and is reasonably fit for the purposes stated on the label when used in strict accordance with the directions, subject to the inherent risks set forth below. TO THE EXTENT PERMITTED BY LAW, SELLER MAKES NO OTHER EXPRESS OR IMPLIED WARRANTY OF MERCHANTABILITY OR FITNESS FOR A PARTICULAR PURPOSE OR ANY OTHER EXPRESS OR IMPLIED WARRANTY.

Inherent Risks of Use

It is impossible to eliminate all risks associated with use of this product. Plant injury, lack of performance, or other unintended consequences may result because of such factors as use of the product contrary to label instructions (including conditions noted on the label, such as unfavorable temperatures, soil conditions, etc.), abnormal conditions (such as excessive rainfall, drought, tornadoes, hurricanes), presence of other materials, the manner of application, or other factors, all of which are beyond the control of Seller. To the extent permitted by law, all such risks shall be assumed by buyer.

Limitation of Remedies


To the extent permitted by law, the exclusive remedy for losses or damages resulting from this product (including claims based on contract, negligence, strict liability, or other legal theories), shall be limited to, at Seller's election, one of the following:

- (1) Refund of purchase price paid by buyer or user for product bought, or
- (2) Replacement of amount of product used.

To the extent permitted by law, Seller shall not be liable for losses or damages resulting from handling or use of this product unless Seller is promptly notified of such loss or damage in writing. In no case shall Seller be liable for consequential or incidental damages or losses.

To the extent permitted by law, the terms of the Warranty Disclaimer, Inherent Risks of Use, and Limitation of Remedies cannot be varied by any written or verbal statements or agreements. No employee or sales agent of the Seller or the seller is authorized to vary or exceed the terms of the Warranty Disclaimer or this Limitation of Remedies in any manner.

EPA accepted 10/27/08



19/
/34

[Sub Label B: Residential Uses]

(Base label):

Penoxsulam FERT 0.04%

HERBICIDE

For postemergence control of annual and perennial broadleaf weeds in established home lawns and other recreational turfgrass areas.

In the state of Florida: Do not apply near water, storm drains or drainage ditches. Do not apply if heavy rain is expected. Apply this product only to your lawn/garden, and sweep any product that lands on the driveway, sidewalk, or street, back onto your lawn/garden.

_____ lb covers up to _____ sq ft [of turfgrass]

Controls [tough] weeds [such as clover] [dandelion] [dollarweed] [henbit] [ground ivy] [plantain] [chickweed] [sedges] [Florida betony] [lespedeza]

and/or

Apply at any time [spring, summer, fall]

and/or

Use for a [beautiful] [weed-free] lawn

and/or

Easy to use

and/or

[Just] One application kills weeds missed by competitive brands [and fertilizes into summer]

and/or

Better weed control [and fertilizer] than other leading brands

and/or

Extended time release feeding of nitrogen lasts into summer

and/or

Effective weed control leads to greener, thicker lawns

and/or

Apply [anytime] when weeds are actively growing

and/or

All the fertilizer nutrients your lawns needs for spring

and/or

Feeds [greens] [strengthens] [thickens] your lawn for up to 3 months – longer than leading competitive brands

and/or

Apply once for the whole season

and/or

Feeds [and strengthens] root systems without burning your lawn

and/or

Fertilize once for the whole season – Feeds [and greens] with slow release fertilizer for up to 3 months

and/or

Fertilizers to fill in bare spots [and provide plush green lawns]

and/or

Kills weeds [and fertilizes the lawn]

and/or

Fertilizes to provide rich color [and vigorous growth]

and/or



Effective weed control – prevents weeds all season long

and/or

Season-long weed killer [and fertilizer]

and/or

Controls weeds longer

and/or

Fertilizes longer

and/or

Kills tough existing weeds [and controls new weeds] for 3 months

and/or

For use on cool and warm season turfgrass

and/or

Can be applied to newly established warm season grass

and/or

[Just] One application kills weeds

and/or

Better weed control than other brands

and/or

Contains the latest technology in weed control

and/or

Can be used on newly planted grass

and/or

Does not contain atrazine

and/or

Atrazine-free dollarweed control

and/or

Contains LockUp Specialty Herbicide Weed Control

and/or

Phosphorus-Free (Approved for use ONLY on Phosphorus-Free Fertilizer/Carrier blends)

Claims specific to Nutrient/Fertilizer properties of product

- Feeds [X,XXX] sq ft
- Greens in 72 Hours [and contains time-released nitrogen for extended feeding]
- Contains Time-Released Nitrogen for Extended Feeding
- Improves nutrient deficient lawns
- Feeds for rich color and vigorous growth
- Feeds and strengthens your lawn's root system
- Feeds the root system, your lawn's source of strength
- Builds strong, deep roots [your lawn's source of strength]
- Feeding regularly helps prevent lawn problems
- Regular feedings help prevent lawn problems
- Feeds for [1, 2, 3, 4] months guaranteed

Claims specific to Weed Control and / or Weed Control plus Fertilizer properties of product

- Promotes Thick Green Growth and Controls over [1, 2, 3, ...47] weed types including [dandelion, dollarweed, clover, ... **or insert any weed found in the approved weed list**]
- Kills Dollarweed & Over [1, 2, 3, ...47] Other Weed Types! [as listed]
- Kills Dollarweed & [1, 2, 3, ...47] other major lawn weeds
- Kills tough weeds like [dandelion, dollarweed, clover, ... **or insert any weed found in the approved weed list**]
- [Just] One application kills tough weeds like [dandelion, dollarweed, clover, ... **or insert any weed found in the approved weed list**]
Feed regularly to prevent bare spots, thinning, and weeds
- Apply anytime weeds are actively growing

21/
34

- Apply in the fall to kill reoccurring [dandelion, dollarweed, clover, ... **or insert any weed found in the approved weed list**]
- Kills weeds and feeds your lawn for up to [1, 2, 3, 4] months

General Company Claims and Company Guarantees

- Contact us – Consumer Helpline 1-866-779-5850
- [Swiss Farms Guarantee] [When you chose Swiss Farms products, you can be assured of high quality and performance in you lawn [and garden]. If for any reason you are not completely satisfied with this product, we will refund your money. Please send proof of purchase and original register receipt to our address. We will promptly send you a refund check.
- [The Scotts company Guarantee] Money Back Guarantee - [Money Back Guarantee] If for any reason you, the consumer/customer, are not satisfied after using this product, you are entitled to get your money back. Simply send us proof of purchase and we will mail you a refund check promptly.
- Works the first time or your money back! [ICOM]
- Beautiful Lawns Since 1924
- Join the Home Depot Garden Club – For more great tips and offers:
[www.homedepotgardenclub.com] **Note to PM: Vigoro products are exclusively sold at Home Depot and the Garden Club Claim will only be used on Vigoro branded products**
- Superscript used is first letter of run code on end of container
- [Swiss Farms] Promise Satisfaction Guaranteed] / [The [Swiss Farms] Promise is in Every Bag]
- [The [Swiss Farms] Promise] If this product, when used for its intended purpose, fails to give you complete satisfaction, return the item to the [Swiss Farms Retail] store where purchased for free replacement of the same or similar item.
- [Infinity Fertilizers Guarantee] – [Money Back Guarantee] – If you are not completely satisfied with this product, please mail your name, address and proof of purchase (package UPC) and a brief explanation for seeking a refund.

General Claims specific to the product

- Apply to a wet lawn
- [Formulated] for centipede/St. Augustine lawns (or)
- [Formulated] for Centipede & St. Augustine lawns
- Avoid making applications if rainfall is expected for 24 hours [after application]
- Use on [bentgrass, Kentucky bluegrass, bremudagrass, or **insert any grass type found in the Established Cool Season Turfgrass and / or Established Warm Season Turfgrass lists found in Directions for Use**] lawns

Claims that will be used as an Annual Feeding Program or will help the consumer better understand what product to use for their next feeding.

Why fertilize the/your lawn?

While it is easy to see that / a satisfying deep green / greening when you fertilize, regular feedings [can] actually do much more...

- Promote a deep and dense root system that is better able to reach water and find nutrients during tough heat & drought, so lawn stays greener, longer and bounces back faster
- Thicken lawn with new/additional blades of grass, making it more resistant to bare spots and thinning
- Help prevent weeds by making it difficult for weed[s] [seeds in the air] to find soil to root [as well as]/[and] crowd out existing weed[s] [seeds in the soil]

Feed every [X] weeks / months for optimal results **Note to PM: the appropriate number of weeks or months will appear on the Final Printed Label**

[Recommended] Next Feeding

[**ICON:** bag] Vigoro® Southern / St. Augustine Weed & Feed / Weed & Feed [Apply anytime weeds are actively growing]

or [use]

[**ICON:** bag] Vigoro® Lawn Fertilizer / Food [Apply anytime during the growing season]

[[Insert Company Brand Name] Recommended Annual Feeding/Lawn Care Program]

Any Season – Apply any season if weeds [or bugs] are not a problem: [**insert company product name**] [Fertilizer]

Early Spring – February-April – To prevent crabgrass: [**insert company product name**] [Fertilizer plus Weed Preventer]

Late Spring – April-June – If you have weeds/To kill weeds: [**insert company product name**] [Fertilizer plus Weed & Feed]

Summer – June/July-August – [If you have bugs/To kill bugs]: [**insert company product name**] [Fertilizer]

Fall – September-November – [**insert company product name**] [Fall / Winter / Winterizer / Fertilizer] / Fertilizer plus Weed & Feed [If you have weeds] [**insert company product name**]

Visit us on the internet or call our customer satisfaction hotline [**insert company address / phone number / website**]


Information regarding the contents and levels of metals in this product is available on the internet at <http://www.regulatory-info-sc.com> – **OR** – <http://www.aapfco.org/metals>

- Expert Gardener® is marketed exclusively by Walmart Stores, Inc. [**Insert Company Address**]
- Expert Gardener® and Expert Gardener logo design are [registered] trademarks of Walmart Stores, Inc.
- Made for True Value Corporation [**Insert Company Address**]
- Made for Ace Hardware Corp. [**Insert Company Address**]
- Green Turf® is a registered trademark of United Industries Corp.
- Green Turf® is a registered trademark of Ace Hardware Corp.
- Green Thumb® is a registered trademark of True Value Corporation

Manufactured / Distributed / Sold / Guaranteed by / for
Swiss Farms Products, Inc.
3993 Howard Hughes Parkway, Suite 250
Las Vegas, NV 89169-6754

Manufactured / Distributed / Sold / Guaranteed by / for
The Scotts Company
14111 Scottslawn Rd.
Marysville, OH 43041

Manufactured / Distributed / Sold / Guaranteed by / for
Infinity Fertilizers, Inc.
P.O. Box 1160



Milan, IL 61264

Manufactured / Distributed / Sold / Guaranteed by / for
Turf Care Supply Corp.
50 Pearl Road, Suite 200
Brunswick, OH 44212

Manufactured / Distributed / Sold / Guaranteed by / for
Turf Care Supply Corp.
722 Webster Turn Drive
Sebring, FL 33870

Manufactured / Distributed / Sold / Guaranteed by / for
Bonus Crop Fertilizer
5903 Hwy 66
Greenville, TX 75402

Manufactured / Distributed / Sold / Guaranteed by / for
Spring Valley
22472 State Route 12
Fostoria, OH 44830

Manufactured / Distributed / Sold / Guaranteed by / for
Spring Valley
1891 Spring Valley Road
Jackson, WI 53037

Active Ingredient:

penoxsulam: 2-(2,2-difluoroethoxy)-N-(5,8-dimethoxy[1,2,4] triazolo[1,5c]pyrimidin-2-yl)-6-(trifluoromethyl)benzenesulfonamide	0.04%
Other Ingredients	99.96%
Total	100.00%

[Editor's note: Bag size provided by supplemental distributor.]

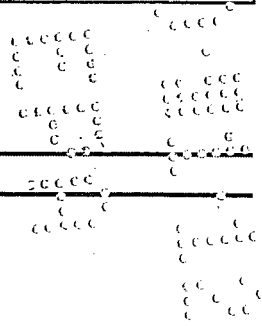
[Editor's note: Supplemental distributor will add fertilizer analysis and derivation statement for fertilizer carrier used.]

Guaranteed Fertilizer Analysis	
Total Nitrogen (N).....	XX%
Available Phosphoric Acid (P ₂ O ₅)	XX% ccccc
Soluble Potash (K ₂ O).....	XX% rccc

Keep Out of Reach of Children
CAUTION

Precautionary Statements
Hazards to Humans and Domestic Animals

Causes Moderate Eye Irritation



24/34

Avoid contact with eyes or clothing. Wear long-sleeved shirt, long pants, and shoes plus socks. Wash thoroughly with soap and water after handling and before eating, drinking, chewing gum, or using tobacco.

First Aid

If in eyes: Hold eye open and rinse slowly and gently with water for 15-20 minutes. Remove contact lenses, if present, after the first 5 minutes, then continue rinsing eye. Call a poison control center or doctor for treatment advice.

Have the product container or label with you when calling a poison control center or doctor, or going for treatment. You may contact 1-800-992-5994 for emergency medical treatment information.

Environmental Hazards

To protect the environment, do not allow pesticide to enter or run off into storm drains, drainage ditches, gutters or surface waters. Applying this product in calm weather when rain is not predicted for the next 24 hours will help to ensure that wind or rain does not blow or wash pesticide off the treatment area. Sweeping any product that lands on a driveway, sidewalk, or street, back onto the treated area of the lawn or garden will help to prevent runoff to water bodies or drainage systems.

Storage and Disposal

Do not contaminate water, food, or feed by storage and disposal.

Pesticide Storage: Store in cool dry place in original container.

Container Handling: Nonrefillable container. Do not reuse or refill this container.

If empty: Place in trash or offer for recycling if available.

If partly filled: Call your local solid waste agency or 1-800-992-5994 for disposal instructions. Never place unused product down any indoor or outdoor drain.

Refer to label booklet for Directions for Use.

Notice: Read the entire label. Use only according to label directions. **Before using this product, read Warranty Disclaimer, Inherent Risks of Use, and Limitation of Remedies elsewhere on the label. If terms are unacceptable, return at once unopened.**

In case of emergency endangering health or the environment involving this product, call 1-800-992-5994.

Agricultural-Chemical: Do not ship or store with food, feeds, drugs or clothing.

EPA Reg. No. 62719-549

EPA Est. _____

**Produced for
Dow AgroSciences LLC
9330 Zionsville Road
Indianapolis, IN 46268**

NET WEIGHT _____

(Label booklet cover):

Penoxsulam FERT 0.04%

HERBICIDE

For postemergence control of annual and perennial broadleaf weeds in established home lawns and other recreational turfgrass areas.

In the state of Florida: Do not apply near water, storm drains or drainage ditches. Do not apply if heavy rain is expected. Apply this product only to your lawn/garden, and sweep any product that lands on the driveway, sidewalk, or street, back onto your lawn/garden.

_____ lb covers up to _____ sq ft [of turfgrass]

Controls [tough] weeds [such as clover] [dandelion] [dollarweed] [henbit] [ground ivy] [plantain] [chickweed] [sedges] [Florida betony] [lespedeza]

and/or

Apply at any time [spring, summer, fall]

and/or

Use for a [beautiful] [weed-free] lawn

and/or

Easy to use

and/or

[Just] One application kills weeds missed by competitive brands [and fertilizes into summer]

and/or

Better weed control [and fertilizer] than other leading brands

and/or

Extended time release feeding of nitrogen lasts into summer

and/or

Effective weed control leads to greener, thicker lawns

and/or

Apply [anytime] when weeds are actively growing

and/or

All the fertilizer nutrients your lawns needs for spring

and/or

Feeds [greens] [strengthens] [thickens] your lawn for up to 3 months – longer than leading competitive brands

and/or

Apply once for the whole season

and/or

Feeds [and strengthens] root systems without burning your lawn

and/or

Fertilize once for the whole season – Feeds [and greens] with slow release fertilizer for up to 3 months

and/or

Fertilizers to fill in bare spots [and provide plush green lawns]

and/or


Kills weeds [and fertilizes the lawn]

and/or

Fertilizes to provide rich color [and vigorous growth]

and/or

Effective weed control – prevents weeds all season long



26/34

- and/or
- Season-long weed killer [and fertilizer]**
- and/or
- Controls weeds longer**
- and/or
- Fertilizes longer**
- and/or
- Kills tough existing weeds [and controls new weeds] for 3 months**
- and/or
- For use on cool and warm season turfgrass**
- and/or
- Can be applied to newly established warm season grass**
- and/or
- [Just] One application kills weeds**
- and/or
- Better weed control than other brands**
- and/or
- Contains the latest technology in weed control**
- and/or
- Can be used on newly planted grass**
- and/or
- Does not contain atrazine**
- and/or
- Atrazine-free dollarweed control**
- and/or
- Contains LockUp Specialty Herbicide Weed Control**
- and/or
- Phosphorus-Free (Approved for use ONLY on Phosphorus-Free Fertilizer/Carrier blends)**

Active Ingredient:

penoxsulam: 2-(2,2-difluoroethoxy)-N-(5,8-dimethoxy[1,2,4] triazolo[1,5c]pyrimidin-2-yl)-6-(trifluoromethyl)benzenesulfonamide	0.04%
Other Ingredients	99.96%
Total	100.00%

[Editor's note: Bag size provided by supplemental distributor.]

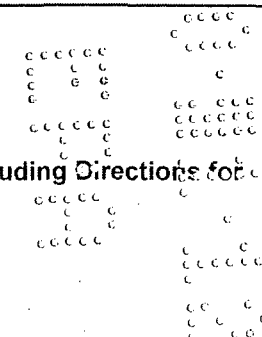
[Editor's note: Supplemental distributor will add fertilizer analysis and derivation statement for fertilizer carrier used.]

Guaranteed Fertilizer Analysis	
Total Nitrogen (N).....	XX%
Available Phosphoric Acid (P ₂ O ₅)	XX% c c c c c c
Soluble Potash (K ₂ O).....	XX% c c c c c c

Keep Out of Reach of Children

CAUTION

Refer to inside of label booklet for additional precautionary information including Directions for Use.



27/
34

Notice: Read the entire label. Use only according to label directions. **Before using this product, read Warranty Disclaimer and Limitation of Remedies at end of label booklet. If terms are unacceptable, return at once unopened.**

In case of emergency endangering health or the environment involving this product, call 1-800-992-5994.


Agricultural Chemical: Do not ship or store with food, feeds, drugs, or clothing.

EPA Reg. No. 62719-549

EPA Est. _____

**Produced for
Dow AgroSciences LLC
9330 Zionsville Road
Indianapolis, IN 46268**

NET WEIGHT _____



28/34

(Page 1 through end):

Precautionary Statements

Hazards to Humans and Domestic Animals

CAUTION

Causes Moderate Eye Irritation

Avoid contact with eyes or clothing. Wear long-sleeved shirt, long pants, and shoes plus socks. Wash thoroughly with soap and water after handling and before eating, drinking, chewing gum, or using tobacco.

First Aid

If in eyes: Hold eye open and rinse slowly and gently with water for 15-20 minutes. Remove contact lenses, if present, after the first 5 minutes, then continue rinsing eye. Call a poison control center or doctor for treatment advice.

Have the product container or label with you when calling a poison control center or doctor, or going for treatment. You may contact 1-800-992-5994 for emergency medical treatment information.

Environmental Hazards

To protect the environment, do not allow pesticide to enter or run off into storm drains, drainage ditches, gutters or surface waters. Applying this product in calm weather when rain is not predicted for the next 24 hours will help to ensure that wind or rain does not blow or wash pesticide off the treatment area. Sweeping any product that lands on a driveway, sidewalk, or street, back onto the treated area of the lawn or garden will help to prevent runoff to water bodies or drainage systems.

Directions for Use

It is a violation of Federal law to use this product in a manner inconsistent with its labeling. Read all Directions for Use carefully before applying.

Storage and Disposal

Do not contaminate water, food or feed by storage and disposal.

Pesticide Storage: Store in cool dry place in original container.

Container Handling: Nonrefillable container. Do not reuse or refill this container.

If empty: Place in trash or offer for recycling if available.

If partly filled: Call your local solid waste agency or 1-800-992-5994 for disposal instructions. Never place unused product down any indoor or outdoor drain.

How This Product Works

Penoxsulam FERT 0.04% herbicide provides postemergence control of annual, biennial and perennial broadleaf weeds in established home lawns and other recreational turfgrass areas.

General Use Precautions and Restrictions

- Do not apply Penoxsulam FERT 0.04% on dichondra, carpetgrass, bahiagrass, or to turfgrass containing desirable clovers.
- Do not apply Penoxsulam FERT 0.04% directly to, or otherwise permit Penoxsulam FERT 0.04% to come into contact with, flowers, ornamental shrubs or trees, or other desirable broadleaf plants, as serious plant injury may occur.
- Do not apply to centipedegrass during the period of winter dormancy. Grass should be green and actively growing at the time of application.

- The active ingredient in this product may leave residues in treated grass clippings which could be harmful to some plants and trees. Do not collect treated grass clippings for use as mulch around plants. The applicator must notify in writing the appropriate residences/individuals of this precaution when this product is applied by a lawn service/commercial applicator.
- To minimize the potential for grass injury, allow four weeks between applications.
- Avoid unnecessary disturbances, including watering and mowing, for approximately 24 hours after application.
- Use Penoxsulam FERT 0.04% on solid (monoculture) stands of perennial ryegrass or tall fescue at a maximum rate of 1.2 lb per 1000 sq ft. Some yellowing of these turfgrasses may occur within two weeks of application. Any discoloration is temporary and will dissipate under adequate growing conditions.
- Do not apply more than 3.4 lb of Penoxsulam FERT 0.04% per 1000 sq ft per application.
- Do not apply more than 5.1 lb of Penoxsulam FERT 0.04% per 1000 sq ft per year.

[Editor's note: Supplemental distributor will add one of the following statements as appropriate if their product is registered in the state of Florida.]

- Florida Applications: Do not exceed [3] [4] applications per year on bermudagrass in the north.
- Florida Applications: Do not exceed [4] applications per year on bermudagrass in central Florida.
- Florida Applications: Do not exceed [1] [2] applications per year on centipedegrass in the north.
- Florida Applications: Do not exceed [2] [3] applications per year on centipedegrass in [central Florida] [the south].
- Florida Applications: Do not exceed [2] [3] [4] applications per year on St. Augustinegrass in the north.
- Florida Applications: Do not exceed [2] [3] [4] applications per year on St. Augustinegrass in central Florida.
- Florida Applications: Do not exceed [4] applications per year on St. Augustinegrass in the south.
- Florida Applications: Do not exceed [3] [4] applications per year on zoysiagrass in the north.
- Florida Applications: Do not exceed [3] [4] applications per year on zoysiagrass in central Florida.
- Florida Applications: Do not exceed [4] applications per year on zoysiagrass in the south.

Treatment on Turfgrass Species Not Listed on the Label for Penoxsulam FERT 0.04%

Users who wish to use Penoxsulam FERT 0.04% on turfgrass species not listed on this label may determine the suitability for use by treating a small area at a specified rate. Prior to treatment of larger areas, the treated area should be observed for any sign of herbicidal injury during 30 days of normal growing conditions to determine if the target turfgrass species is tolerant. Applications should not be made to turfgrass under stress. The user assumes responsibility for any plant damage or other liability resulting from use of Penoxsulam FERT 0.04% on turfgrass species not listed below on this label.

Penoxsulam FERT 0.04% is recommended for use on the following established turfgrass species (numbers in parentheses (-) refer to footnotes below):

Established Cool Season Turfgrass

- (1)
- annual bluegrass
- bentgrass
- bluegrass, Kentucky
- fescue, chewing
- fescue, creeping red
- fescue, sheeps
- fescue, tall (2)
- ryegrass, perennial (2)

Established Warm Season Turfgrass (3)

- bermudagrass (common or hybrid)
- centipedegrass (4)
- fescue, tall (growing in warm season areas) (2)
- kikuyugrass
- seashore paspalum
- St. Augustinegrass
- zoysiagrass

1. Use no more than 2.3 lb of Penoxsulam FERT 0.04% per 1000 sq ft per application.
2. Use Penoxsulam FERT 0.04% on these species at a maximum rate of 1.2 lb per 1000 sq ft per application and only if some injury can be tolerated. A slight yellowing of turfgrass may occur within two weeks of application. The discoloration is temporary and is generally gone within four weeks of treatment under adequate growing conditions.

3. Use no more than 3.4 lb of Penoxsulam FERT 0.04% per 1000 sq ft per application.
4. Do not apply to centipedegrass during the period of winter dormancy. Grass should be green and actively growing at the time of application.

Weeds Controlled or Suppressed

Generally, application rates at the lower end of the rate range will be satisfactory for young, succulent growth of sensitive weed species. For less sensitive species and under conditions where control is more difficult (plant stress conditions such as drought or extreme temperatures, dense weed stands and/or larger weeds), the higher rate within the rate range or repeat applications will be needed. Weeds growing in the absence of competition from other vegetation generally require higher rates or repeat applications to obtain satisfactory control or suppression.

Weeds Controlled or Suppressed		Rate
		lb/1000 sq ft
burdock burnweed, American buttercup, hairy chickweed, common chickweed, mouseear clover, hop clover, red clover, white cocklebur, common coffeeweed common vetch creeping beggarweed curly dock dandelion, common dollarweed dwarf beggarweed English lawn daisy false dandelion Florida betony goldenrod hawkweed henbit ivy, ground	lambsquarters lespedeza, common matchweed medic, black parsley-piert plantain, broadleaf plantain, buckhorn purslane, common ragweed, common round leaf mallow sheep sorrel shepherd's purse smartweed speedwell, common spotted catsear spurge, spotted spurweed Virginia buttonweed ¹ Virginia pepperweed wild violet woodsorrel, creeping woodsorrel, yellow	<p>[Editor's note: Supplemental distributor to choose rate or rate range based upon setting(s) chosen from spreader settings table below.]</p>
kyllinga, annual and green (suppression only) ¹	nutsedge, purple and yellow (suppression only) ¹	

¹ Re-treatment may be necessary

How to Apply

Apply Penoxsulam FERT 0.04% using a drop or rotary-type spreader designed to apply granules. Calibrate application equipment prior to use according to manufacturer's directions. Check frequently to be sure equipment is working properly and distributing granules uniformly. Do not use spreaders that apply material in narrow concentrated bands. Avoid skips or overlaps as poor weed control or turfgrass injury may occur. More uniform application may be achieved by spreading half of the required amount of product over the area and then applying the remaining half in swaths at right angles to the first.

To optimize product performance, mow the turfgrass two to three days before applying Penoxsulam FERT 0.04%. If the turfgrass is under moisture stress, a thorough sprinkler irrigation of at least 1/2 inch may be needed at least one to two days before application. For optimal results, apply Penoxsulam FERT 0.04% in the morning when dew is present. If necessary, sprinkler irrigate with less than 1/4 inch of water.

31 / 34

just prior to application to maximize particle adherence to leaf surfaces. Avoid watering of treated area for 24 hours following application. Avoid making applications if rainfall is expected within 24 hours after treatment.

Application Techniques for Applying Penoxsulam FERT 0.04%

- When using a drop-type spreader, a splashboard mounted under the hopper will provide more even granule distribution.
- A chain fastened to the side of the spreader and allowed to drag on the soil surface can be used to mark the edge of the treated swath and help prevent skips or overlaps.
- For treating smaller areas, a hand held or push-type rotary applicator such as a whirlybird or cyclone unit is recommended. For hand held units, walk and turn the crank at a constant rate of speed.
- A shaker-type applicator made from a small container with holes punched in the bottom is recommended for small, difficult to treat areas. Carefully measure the amount of product needed to avoid over application.

Spreader Settings as a Guide for Calibration

Note: These settings are provided as a suggested starting point in calibrating each individual spreader. Since no two spreaders are alike, these settings are not intended to be used as absolute recommendations by Dow AgroSciences or the spreader manufacturer.

Spreader	Settings for Spreader		
	Rate of Penoxsulam FERT 0.04%		
	1.2 lb/1000 sq ft	2.3 lb/1000 sq ft	3.4 lb/1000 sq ft
XX	XX	XX	XX

How Much to Apply

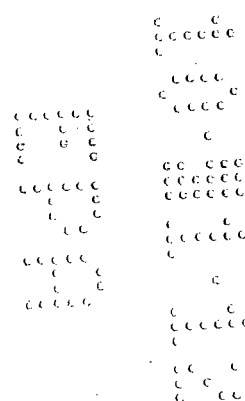
Apply Penoxsulam FERT 0.04% to established turfgrass. Possible re-treatment in approximately 30 days may be necessary if turfgrass is heavily overrun with weeds or if adverse low moisture conditions prevail and weeds are in a state of poor growth. Do not exceed specified rates because damage to turfgrass may occur. Do not make more than two applications per season.

Note: When applying to warm season turfgrass under conditions of inadequate moisture, high temperature and high humidity, over application may cause minor temporary discoloration. It is recommended to reduce application rates by 50% during hot, dry conditions to avoid possible dehydration or browning of turfgrass.

[Editor's note: Supplemental distributor will select the appropriate bag size and present only the rate information provided for that bag size on product labeling.]

Broadcast Rates for Penoxsulam FERT 0.04%

Bag Size	Rate	Treated Area
lb	lb/1000 sq ft	sq ft
15	1.2	13,200
	2.3	6,500
	3.4	4,400
16	1.2	13,900
	2.3	7,000
	3.4	4,600
17	1.2	14,800
	2.3	7,400
	3.4	5,000
18	1.2	16,000
	2.3	7,800
	3.4	5,200



32/
34

20	1.2	17,400
	2.3	8,700
	3.4	5,800
30	1.2	26,000
	2.3	13,000
	3.4	8,700
40	1.2	35,000
	2.3	17,400
	3.4	11,600
45	1.2	39,000
	2.3	19,600
	3.4	13,000
50	1.2	43,560
	2.3	21,780
	3.4	14,375

When to Apply

Best weed control results are obtained when Penoxsulam FERT 0.04% is applied to small, actively growing weeds in the spring or early fall. Extreme growing conditions such as drought or near freezing temperatures prior to, at, or following time of application may reduce weed control. Broadleaf weed species germinate at different times.

This product may also be applied to newly established warm season turfgrass. Delay treatments four weeks after sodding, sprigging or plugging.

Terms and Conditions of Use

If terms of the following Warranty Disclaimer, Inherent Risks of Use, and Limitation of Remedies are not acceptable, return unopened package at once to the seller for a full refund of purchase price paid. Otherwise, use by the buyer or any other user constitutes acceptance of the terms under Warranty Disclaimer, Inherent Risks of Use and Limitation of Remedies.

Warranty Disclaimer

Seller warrants that this product conforms to the chemical description on the label and is reasonably fit for the purposes stated on the label when used in strict accordance with the directions, subject to the inherent risks set forth below. TO THE EXTENT PERMITTED BY LAW, SELLER MAKES NO OTHER EXPRESS OR IMPLIED WARRANTY OF MERCHANTABILITY OR FITNESS FOR A PARTICULAR PURPOSE OR ANY OTHER EXPRESS OR IMPLIED WARRANTY.

Inherent Risks of Use

It is impossible to eliminate all risks associated with use of this product. Plant injury, lack of performance, or other unintended consequences may result because of such factors as use of the product contrary to label instructions (including conditions noted on the label, such as unfavorable temperatures, soil conditions, etc.), abnormal conditions (such as excessive rainfall, drought, tornadoes, hurricanes), presence of other materials, the manner of application, or other factors, all of which are beyond the control of Seller. To the extent permitted by law, all such risks shall be assumed by buyer.

Limitation of Remedies

To the extent permitted by law, the exclusive remedy for losses or damages resulting from this product (including claims based on contract, negligence, strict liability, or other legal theories), shall be limited to, at Seller's election, one of the following:

- (1) Refund of purchase price paid by buyer or user for product bought, or
- (2) Replacement of amount of product used.

Appendix I

Fertilizer grades with nutrient contents expressed as the percentages of N, P₂O₅ and K₂O include the following:

8-3-3	19-3-6	24-4-8	25-5-5	26-3-10	27-3-6	30-3-3
13-3-6	19-6-8	25-3-3	26-3-3	26-4-4	27-4-6	31-3-8
16-4-8	21-0-18	25-4-8	26-3-6	26-4-6	28-0-4	32-4-8
17-2-11	22-3-3	20-0-5				

The fertilizer grade guaranteed analysis may contain macronutrients and micronutrients. The nutrient contents expressed will vary among states and the analyses will differ between supplemental registrations. The guaranteed analysis of a 26-3-10 fertilizer grade is presented as follows:

Guaranteed Fertilizer Analysis

Total nitrogen (N)	26%
1.9% ammoniacal nitrogen	
24.1% urea nitrogen	
Available phosphate (P ₂ O ₃)	3%
Soluble potash (K ₂ O)	10%

