



United States  
Environmental Protection Agency  
Washington, DC 20460

Registration  
 Amendment  
 Other

OPP Identifier Number

**Application for Pesticide - Section I**

1. Company/Product Number Dow AgroSciences/62719-496	2. EPA Product Manager James A. Tompkins	3. Proposed Classification <input type="checkbox"/> None <input type="checkbox"/> Restricted
4. Company/Product (Name) Dow AgroSciences/ GF-887	PM# PM/25	
5. Name and Address of Applicant (Include ZIP Code) Dow AgroSciences LLC 9330 Zionsville Road Indianapolis, IN 46268 <input type="checkbox"/> Check if this is a new address	6. <b>Expedited Review.</b> In accordance with FIFRA Section 3(c)(3) (b)(i), my product is similar or identical in Composition and labeling to: EPA Reg. No. Product Name	

**Section - II**

<input type="checkbox"/> Amendment - Explain below.	<input type="checkbox"/> Final printed labels in response to Agency letter dated	<b>NOTIFICATION</b>
<input type="checkbox"/> Resubmission in response to Agency letter dated _____	<input type="checkbox"/> "Me Too" Application.	JUN 30 2004
<input checked="" type="checkbox"/> Notification - Explain below.	<input checked="" type="checkbox"/> Other- Explain below.	

Explanation: Use additional page(s) if necessary. (For Section I and Section II.)

Label Change by Notification:  
Correction of the ingredients statement in the GF-887A portion of the master label (incorrect value of "56.4%" for inert ingredients was corrected to read "46.4%")

**Section - III**

1. Material This Product Will Be Packaged In:				2. Type of Container	
Child-Resistant Packaging <input type="checkbox"/> Yes* <input type="checkbox"/> No	Unit Packaging <input type="checkbox"/> Yes <input type="checkbox"/> No	Water Soluble Packaging <input type="checkbox"/> Yes <input type="checkbox"/> No	If "Yes" Unit Packaging wgt. No. per container		<input type="checkbox"/> Metal <input type="checkbox"/> Plastic <input type="checkbox"/> Glass <input type="checkbox"/> Paper <input type="checkbox"/> Other (Specify) _____
*Certification must be submitted		If "Yes" Package wgt	No. per container		
3. Location of Net Contents Information <input type="checkbox"/> Label <input type="checkbox"/> Container		4. Size(s) Retail Container		5. Location of Label Directions <input type="checkbox"/> On Label <input type="checkbox"/> On Labeling accompanying product	
6. Manner in Which Label is Affixed to Product <input checked="" type="checkbox"/> Lithograph Paper glued <input checked="" type="checkbox"/> Stenciled			<input type="checkbox"/> Other _____		

**Section - IV**

1. Contact Point /Complete items directly below for identification of individual to be contacted, if necessary, to process this application)		
Name Diego Fonseca	Title Regulatory Manager	Telephone No. (Include Area Code) (317) 327-4693
Certification I certify that the statements I have made on this form and all attachments thereto are true, accurate and complete. I acknowledge that any knowing false or misleading statement may be punishable by fine or imprisonment or both under applicable law.		8. Date Application Received (Stamped)
2. Signature 	3. Title Regulatory Manager	
4. Typed Name Diego Fonseca	5. Date 24 June 04	

Trademark of Dow AgroSciences LLC

2/108

# GF-887

EPA Reg. No. 62719-496


**Master Label for GF-887 containing Crop (GF-887A) and Non-cropland (GF 887B)  
Uses**

## Registration Notes:

Source label text based on EPA-accepted copy dated January 21, 2004 with conditions of acceptance.

## Proposed Changes by Notification:

1. Correction of the ingredients statement in the GF-887A portion of the master label (Incorrect value of "56.4%" for inert ingredients was corrected to read "46.4%").



3/108

**[Editor's note: This portion of the master label for GF-887 (GF-887A) contains crop uses.]**

(Base Label):

(Logo) Dow AgroSciences

# GF-887A

**For control of annual and perennial weeds and woody plants in various cropping systems, fallow cropland and CRP acres, and farmsteads.**

**Avoid contact of herbicide with foliage, green stems, exposed non-woody roots or fruit of crops (except crops with the Roundup Ready® herbicide tolerant gene), desirable plants and trees, because severe injury or destruction may result.**

Active Ingredient:	
glyphosate: N-(phosphonomethyl)glycine, isopropylamine salt.....	53.6%
Inert Ingredients .....	46.4%
Total Ingredients .....	100.0%

Contains 5.4 pounds per gallon glyphosate, isopropylamine salt (4 pounds per gallon glyphosate acid).

**Keep Out of Reach of Children**

**DANGER            PELIGRO**

Si usted no entiende la etiqueta, busque a alguien para que se la explique a usted en detalle.  
(If you do not understand the label, find someone to explain it to you in detail.)

---

## Precautionary Statements

---

### Hazards to Humans and Domestic Animals

**Corrosive • Causes Irreversible Eye Damage**

**Do not get in eyes or on clothing.**

### Personal Protective Equipment (PPE)

Some materials that are chemical-resistant to this product are listed below. If you want more options, follow the instructions for category A on an EPA chemical-resistance selection chart."

#### Applicators and other handlers must wear:

- Long-sleeved shirt and long pants
- Chemical-resistant gloves made of any waterproof material such as polyethylene or polyvinyl chloride
- Shoes plus socks
- Protective eyewear (goggles, face shield or safety glasses)

Discard clothing and other absorbent materials that have been drenched or heavily contaminated with this product's concentrate. Do not reuse them. Follow manufacturer's instructions for cleaning/maintaining PPE (Personal Protective Equipment). If no such instructions for washables, use detergent and hot water. Keep and wash PPE separately from other laundry.

4/108

### Engineering Controls

When handlers use closed systems, enclosed cabs, or aircraft in a manner that meets the requirements listed in Worker Protection Standard (WPS) for agricultural pesticides [40 CFR 170.240 (d) (4-6)], the handler PPE requirements may be reduced or modified as specified in the WPS.

### User Safety Recommendations

Users should:

- Wash hands before eating, drinking, chewing gum, using tobacco, or using the toilet.
- Remove clothing immediately if pesticide gets inside. Then wash thoroughly and put on clean clothing.
- Remove PPE immediately after handling this product. Wash the outside of gloves before removing. As soon as possible, wash thoroughly and change into clean clothing.

### First Aid

**If in eyes:** Hold eye open and rinse slowly and gently with water for 15-20 minutes. Remove contact lenses, if present, after the first 5 minutes, then continue rinsing. Call a poison control center or doctor for treatment advice.

**Note to Physician:** Probably mucosal damage may contraindicate the use of gastric lavage.

Have the product container or label with you when calling a poison control center or doctor or going for treatment. You may also contact 1-800-992-5994 for emergency medical treatment information.

**Domestic Animals:** This product is considered to be relatively nontoxic to dogs and other domestic animals; however, ingestion of this product or large amounts of freshly sprayed vegetation may result in temporary gastrointestinal irritation (vomiting, diarrhea, colic, etc.). If such symptoms are observed, provide the animal with plenty of fluids to prevent dehydration. Call a veterinarian if symptoms persist for more than 24 hours.

### Environmental Hazards

Do not apply directly to water, to areas where surface water is present or to intertidal areas below the mean high water mark. Do not contaminate water when cleaning equipment or disposing of equipment washwaters.

### Physical or Chemical Hazards

Spray solutions of this product should be mixed, stored and applied using only stainless steel, aluminum, fiberglass, plastic or plastic-lined steel containers.

**Do not mix, store or apply this product or spray solutions of this product in galvanized steel or unlined steel (except stainless steel) containers or spray tanks.** This product, or spray solutions of this product react with such containers and tanks to produce hydrogen gas that may form a highly combustible gas mixture. This gas mixture could flash or explode, causing serious personal injury, if ignited by open flame, spark, welder's torch, lighted cigarette or other ignition source.

### Agricultural Use Requirements

Use this product only in accordance with its labeling and with the Worker Protection Standard, 40 CFR part 170. Refer to the label booklet under "Agricultural Use Requirements" in the Directions for Use section for information about this standard.

**Refer to label booklet for Directions for Use including Storage and Disposal.**

**Notice:** Read the entire label. Use only according to label directions. **Before using this product, read Warranty Disclaimer, Inherent Risks of Use, and Limitation of Remedies at end of label booklet. If terms are unacceptable, return at once unopened.**

5/108

In case of emergency endangering health or the environment involving this product, call 1-800-992-5994.  
If you wish to obtain additional product information, visit our web site at [www.dowagro.com](http://www.dowagro.com).

Agricultural Chemical: Do not ship or store with food, feeds, drugs or clothing.

EPA Reg. No. 62719-496

EPA Est. 00000-XX-00

Roundup Ready® is a registered trademark of Monsanto Company

**Dow AgroSciences LLC • Indianapolis, IN 46268 U.S.A.**

## **Herbicide**

**Net Contents \_\_ gal**

6/108

(Label Booklet):

(logo) Dow AgroSciences

# GF-887A

**For control of annual and perennial weeds and woody plants in various cropping systems, fallow cropland and CRP acres, and farmsteads.**

**Avoid contact of herbicide with foliage, green stems, exposed non-woody roots or fruit of crops (except crops with the Roundup Ready® herbicide tolerant gene), desirable plants and trees, because severe injury or destruction may result.**

**Active Ingredient:**

glyphosate: N-(phosphonomethyl)glycine, isopropylamine salt.....	53.6%
Inert Ingredients .....	46.4%
Total Ingredients .....	100.0%

Contains 5.4 pounds per gallon glyphosate, isopropylamine salt (4 pounds per gallon glyphosate acid).

**Keep Out of Reach of Children**

## DANGER PELIGRO

Si usted no entiende la etiqueta, busque a alguien para que se la explique a usted en detalle.  
(If you do not understand the label, find someone to explain it to you in detail.)

**Agricultural Use Requirements**

Use this product only in accordance with its labeling and with the Worker Protection Standard, 40 CFR part 170. Refer to the label booklet under "Agricultural Use Requirements" in the Directions for Use section for information about this standard.

**Refer to inside of label booklet for additional precautionary information including Personal Protective Equipment (PPE), User Safety Recommendations and Directions for Use including Storage and Disposal.**

**Notice:** Read the entire label. Use only according to label directions. **Before using this product, read Warranty Disclaimer, Inherent Risks of Use, and Limitation of Remedies at end of label booklet. If terms are unacceptable, return at once unopened.**

In case of emergency endangering health or the environment involving this product, call 1-800-992-5994. If you wish to obtain additional product information, visit our web site at [www.dowagro.com](http://www.dowagro.com).

Agricultural Chemical: Do not ship or store with food, feeds, drugs or clothing.

EPA Reg. No. 62719-496

EPA Est. 00000-XX-00

Roundup Ready® is a registered trademark of Monsanto Company

Dow AgroSciences LLC • Indianapolis, IN 46268 U.S.A.

## Herbicide

Net Contents \_\_ gal

7/108

<b>Contents</b>	<b>Page</b>
Precautionary Statements	-
Hazards To Humans and Domestic Animals	-
Environmental Hazards	-
Physical Or Chemical Hazards	-
Storage and Disposal	-
General Information	-
(How this product Works)	-
Mixing	-
Mixing With Water	-
Tank Mixing Procedure	-
Mixing For Hand-Held Sprayers	-
Ammonium Sulfate	-
Colorants or Dyes	-
Drift Control Additives	-
Application Equipment and Techniques	-
Aerial Equipment	-
Ground Broadcast Equipment	-
Hand-Held and High-Volume Equipment	-
Selective Equipment (Wipers, etc.)	-
Injection Systems	-
CDA Equipment	-
Cut Stump Application	-
Crops (Alphabetical)	-
Alfalfa, Clover and other Forage Legumes	-
Asparagus	-
Canola, Crambe, Mustard (Seed)	-
Cereal Crops	-
Christmas Trees	-
Citrus Crops	-
Conservation Reserve Program (CRP)	-
Corn	-
Cotton	-
Dry Peas, Lentils, Chick Peas	-
Fallow Systems (Including Postharvest Applications)	-
Grain Sorghum (Milo)	-
Grass Seed Production	-
Herbs	-
Pastures	-
Peanuts	-
Small Fruits and Berries	-
Soybeans	-
Sugarcane	-
Sunflowers	-
Tree and Vine Crops (General)	-
Tree Fruits	-
Tree Nuts	-
Tropical Crops	-
Vegetable Crops	-
Vine Crops	-
Roundup Ready® Crops	-
Roundup Ready Corn	-
Roundup Ready Soybeans	-
Farmsteads	-
General Nonselective Weed Control, Trim-and-Edge and Bare Ground	-

8/108

Chemical Mowing	-
Habitat Management	-
Habitat Restoration and Maintenance	-
Wildlife Food Plots	-
Annual Weeds Rate Tables (Alphabetically by Species)	-
Rates For 10 To 40 GPA	-
Tank Mixtures of GF-887A with 2,4-D, Dicamba or Tordon* 22K	-
Perennial Weeds Rate Table (Alphabetically by Species)	-
Woody Brush and Trees Rate Table (Alphabetically by Species)	-
Warranty Disclaimer	-
Inherent Risks of Use	-
Limitation of Remedies	-



9/1/08

**Precautionary Statements**

**Hazards to Humans and Domestic Animals**

**DANGER**

**Corrosive • Causes Irreversible Eye Damage**

**Do not get in eyes or on clothing.**

**Personal Protective Equipment (PPE)**

Some materials that are chemical-resistant to this product are listed below. If you want more options, follow the instructions for category A on an EPA chemical-resistance selection chart."

**Applicators and other handlers must wear:**

- Long-sleeved shirt and long pants
- Chemical-resistant gloves made of any waterproof material such as polyethylene or polyvinyl chloride
- Shoes plus socks
- Protective eyewear (goggles, face shield or safety glasses)

Discard clothing and other absorbent materials that have been drenched or heavily contaminated with this product's concentrate. Do not reuse them. Follow manufacturer's instructions for cleaning/maintaining PPE (Personal Protective Equipment). If no such instructions for washables, use detergent and hot water. Keep and wash PPE separately from other laundry.

**Engineering Controls**

When handlers use closed systems, enclosed cabs, or aircraft in a manner that meets the requirements listed in Worker Protection Standard (WPS) for agricultural pesticides [40 CFR 170.240 (d) (4-6)], the handler PPE requirements may be reduced or modified as specified in the WPS.

**User Safety Recommendations**

Users should:

- Wash hands before eating, drinking, chewing gum, using tobacco, or using the toilet.
- Remove clothing immediately if pesticide gets inside. Then wash thoroughly and put on clean clothing.
- Remove PPE immediately after handling this product. Wash the outside of gloves before removing. As soon as possible, wash thoroughly and change into clean clothing.

**First Aid**

**If in eyes:** Hold eye open and rinse slowly and gently with water for 15-20 minutes. Remove contact lenses, if present, after the first 5 minutes, then continue rinsing. Call a poison control center or doctor for treatment advice.

**Note to Physician:** Probably mucosal damage may contraindicate the use of gastric lavage.

Have the product container or label with you when calling a poison control center or doctor or going for treatment. You may also contact 1-800-992-5994 for emergency medical treatment information.

**Domestic Animals:** This product is considered to be relatively nontoxic to dogs and other domestic animals; however, ingestion of this product or large amounts of freshly sprayed vegetation may result in temporary gastrointestinal irritation (vomiting, diarrhea, colic, etc.). If such symptoms are observed, provide the animal with plenty of fluids to prevent dehydration. Call a veterinarian if symptoms persist for more than 24 hours.

10/108

### Environmental Hazards

Do not apply directly to water, to areas where surface water is present or to intertidal areas below the mean high water mark. Do not contaminate water when cleaning equipment or disposing of equipment washwaters.

### Physical or Chemical Hazards

Spray solutions of this product should be mixed, stored and applied using only stainless steel, aluminum, fiberglass, plastic or plastic-lined steel containers.

**Do not mix, store or apply this product or spray solutions of this product in galvanized steel or unlined steel (except stainless steel) containers or spray tanks.** This product, or spray solutions of this product react with such containers and tanks to produce hydrogen gas that may form a highly combustible gas mixture. This gas mixture could flash or explode, causing serious personal injury, if ignited by open flame, spark, welder's torch, lighted cigarette or other ignition source.

---

### Directions for Use

---

It is a violation of Federal law to use this product in a manner inconsistent with its labeling. Read all Directions for Use carefully before applying.

**This is an end-use product. Dow AgroSciences does not intend and has not registered it for reformulation.**

Do not apply this product in a way that will contact workers or other persons, either directly or through drift. Only protected handlers may be in the area during application. For any requirements specific to your state or tribe, consult the agency responsible for pesticide regulation.

### Agricultural Use Requirements

Use this product only in accordance with its labeling and with the Worker Protection Standard, 40 CFR part 170. This Standard contains requirements for the protection of agricultural workers on farms, forests, nurseries, and greenhouses, and handlers of agricultural pesticides. It contains requirements for training, decontamination, notification, and emergency assistance. It also contains specific instructions and exceptions pertaining to the statements on this label about personal protective equipment (PPE), and restricted entry interval. The requirements in this box only apply to uses of this product that are covered by the Worker Protection Standard.

Do not enter or allow worker entry into treated areas during the restricted entry interval (REI) of 12 hours.

PPE required for early entry to treated areas that is permitted under the Worker Protection Standard and that involves contact with anything that has been treated, such as plants, soil, or water, is:

- Coveralls
- Chemical-resistant gloves made of any waterproof material
- Shoes plus socks

### Non-Agricultural Use Requirements

The requirements in this box apply to uses of this product that are NOT within the scope of the Worker Protection Standard for agricultural pesticides (40 CFR Part 170). The WPS applies when this product is used to produce agricultural plants on farms, forests, nurseries or greenhouses.

Keep people and pets off treated areas until spray solution has dried.

### Storage and Disposal

Do not contaminate water, food, feed or seed by storage or disposal.

**Pesticide Disposal:** Wastes resulting from the use of this product that cannot be used or chemically reprocessed should be disposed of in a landfill approved for pesticide disposal or in accordance with applicable Federal, state or local procedures. Emptied container contains vapor and product residue. Observe all labeled safeguards until container is cleaned, reconditioned, or destroyed.

#### Container Disposal (Bulk and Mini Bulk):

- **Instructions for Users:** When the container is empty, replace the cap and seal all openings that have been opened during use, and return the container to the point of purchase, or to an alternate location designated by the registrant at the time of purchase of this product. If not returned to the point of purchase or a designated location, triple rinse or pressure rinse the empty container and offer for recycling if available.
- **Instructions for Users and Refillers:** This container must only be refilled with this pesticide product. **Do Not Reuse the Container for Any Other Purpose.** Do not transport if this container is damaged or leaking. If the container is damaged, leaking, or obsolete, or to obtain information about recycling refillable containers, contact Dow AgroSciences at [317-337-XXXX]. Cleaning is not necessary prior to refilling with the same product. Clean container before final disposal of this container must be in compliance with state and local regulations.
- **Instructions for Refillers:** Prior to refilling, inspect carefully for damage such as cracks, punctures, abrasions, worn-out threads and closure devices. Check for leaks after refilling and before transporting. If the container cannot be refilled, triple rinse or pressure rinse the empty container and offer for recycling if available.

**Plastic 1-Way Container Disposal:** Do not reuse this container. Triple rinse (or equivalent). Then puncture and dispose of in a sanitary landfill, or by incineration, or, if allowed by state and local authorities, by burning. If burned, stay out of smoke.

**Drums:** Do not reuse container. Return container per any Dow AgroSciences container return program. If not returned, triple rinse container, then puncture and dispose of in a sanitary landfill, or by incineration, or, if allowed by state and local authorities, by burning. If burned, stay out of smoke.

---

### General Information

---

(How this product works)

---

GF-887A herbicide is a postemergence, systemic herbicide with no soil residual activity and is intended for control of annual and perennial weeds and woody plants in various cropping systems, fallow cropland and CRP acres, and farmsteads. GF-887A is generally non-selective and gives broad-spectrum control of many annual weeds, perennial weeds, woody brush and trees. It is formulated as a water-soluble liquid. It may be applied through most standard industrial or field-type sprayers after dilution and thorough mixing with water or other carriers according to label instructions.

Do not add surfactants, additives containing surfactants, buffering agents or pH-adjusting agents to the spray solution when GF-887A is the only pesticide used. Ammonium sulfate, drift control additives, or dyes and colorants may be used. See the "Mixing" section of this label for instructions.

**Time to Symptoms:** The active ingredient in GF-887A moves through the plant from the point of foliage contact to and into the root system. Visible effects on most annual weeds occur within 2 to 4 days, but on most perennial weeds may not occur for 7 days or more. Extremely cool or cloudy weather following treatment may slow activity of GF-887A and delay development of visual symptoms. Visible effects are a gradual wilting and yellowing of the plant that advances to complete browning of above ground growth and deterioration of underground plant parts.

**Stage of Weeds:** Annual weeds are easiest to control when they are small. Best control of most perennial weeds is obtained when treatment is made at late growth stages approaching maturity. Refer to the annual, perennial, woody brush and trees rate tables for recommendations for specific weeds.

12/1/08

Always use the higher rate of GF-887A per acre within the recommended range when weed growth is heavy or dense or weeds are growing in an undisturbed (noncultivated) area.

Do not treat weeds under poor growing conditions such as drought stress, disease or insect damage, as reduced weed control may result. Reduced herbicidal activity may also occur when treating weeds heavily covered with dust.

**Cultural Considerations:** Reduced control may result when applications are made to annual or perennial weeds that have been mowed, grazed, or cut, and have not been allowed to regrow to the recommended stage for treatment.

**Rainfastness:** Heavy rainfall soon after application may wash GF-887A off of the foliage and a repeat application may be required for adequate control.

**Spray Coverage:** For best results, spray coverage should be uniform and complete. Do not spray weed foliage to the point of runoff.

**Mode of Action:** The active ingredient in GF-887A inhibits an enzyme found only in plants and microorganisms that is essential to formation of specific amino acids.

**No Soil Activity:** Weeds must be emerged at the time of application to be controlled by GF-887A. Weeds germinating from seed after application will not be controlled. Unemerged plants arising from unattached underground rhizomes or rootstocks of perennials will not be affected by the herbicide and will continue to grow.

**Biological Degradation:** Degradation of GF-887A is primarily a biological process carried out by soil microbes.

**Tank Mixing:** GF-887A does not provide residual weed control. For subsequent residual weed control, follow a label-approved herbicide program. Read and carefully observe the cautionary statements and all other information appearing on the labels of all herbicides used. Use according to the most restrictive label directions for each product in the mixture.

Buyer and all users are responsible for all loss or damage in connection with the use or handling of mixtures of GF-887A with herbicides or other materials that are not expressly recommended in this labeling. Mixing GF-887A with herbicides or other materials not recommended on this label may result in reduced performance.

**Annual Maximum Use Rate:** Except as otherwise specified in a crop section of this label, the combined total of all treatments must not exceed 6 quarts of GF-887A per acre per year. The maximum use rates stated throughout this product's labeling apply to this product combined with the use of all other herbicides containing glyphosate or sulfosate as the active ingredient, whether applied as mixtures or separately. Calculate the application rates and ensure that the total use of this and other glyphosate or sulfosate containing products does not exceed stated use rate.

For noncrop uses, the combined total of all treatments must not exceed 8 quarts of GF-887A per acre per year.

### Attention

**Avoid contact of herbicide with foliage, green stems, exposed non-woody roots or fruit of crops, desirable plants and trees, because severe injury or destruction may result.**

13/108

**AVOID DRIFT. Extreme care must be used when applying GF-887A to prevent injury to desirable plants and crops.**

Do not allow the herbicide solution to mist, drip, drift or splash onto desirable vegetation since minute quantities of GF-887A can cause severe damage or destruction to the crop, plants or other areas on which treatment was not intended. The likelihood of injury occurring from the use of GF-887A increases when winds are gusty, as wind velocity increases, when wind direction is constantly changing or when there are other meteorological conditions that favor spray drift. When spraying, avoid combinations of pressure and nozzle type that will result in splatter or fine particles (mist) which are likely to drift. **Avoid applying at excessive speed or pressure.**

**NOTE:** Use of GF-887A in any manner not consistent with this label may result in injury to persons, animals or crops, or other unintended consequences. Keep container closed to prevent spills and contamination.

### Spray Drift Management

Avoiding spray drift at the application site is the responsibility of the applicator. The interaction of many equipment-and-weather-related factors determine the potential for spray drift. The applicator and the grower are responsible for considering all these factors when making decisions. The following drift management requirements must be followed to avoid off-target drift movement from aerial applications to agricultural field crops. These requirements do not apply to forestry applications, public health uses or to applications using dry formulations.

1. The distance of the outer most nozzles on the boom must not exceed  $\frac{3}{4}$  the length of the wingspan or rotor.
2. Nozzles must always point backward parallel with the air stream and never be pointed downwards more than 45 degrees. Where states have more stringent regulations, they should be observed.

The applicator should be familiar with and take into account the information covered in the following **Aerial Drift Reduction Advisory Information:**

**Importance of Droplet Size:** The most effective way to reduce drift potential is to apply large droplets. The best drift management strategy is to apply the largest droplets that provide sufficient coverage and control. Applying larger droplets reduces drift potential, but will not prevent drift if applications are made improperly, or under unfavorable environmental conditions (see Wind, Temperature and Humidity, and Temperature Inversion section of this label).

**Controlling Droplet Size:**

**Volume-**Use high flow rate nozzles to apply the highest practical spray volume. Nozzles with higher rated flows produce larger droplets.

**Pressure-**Use the lower spray pressures recommended for the nozzle. Higher pressure reduces droplet size and does not improve canopy penetration. When higher flow rates are needed, use higher flow rate nozzles instead of increasing pressure.

**Number of nozzles-**Use the minimum number of nozzles that provide uniform coverage.

**Nozzle Orientation-**Orienting nozzles so that the spray is released backwards, parallel to the airstream will produce larger droplets than other orientations. Significant deflection from the horizontal will reduce droplet size and increase drift potential.

**Nozzle Type-**Use a nozzle type that is designed for the intended application. With most nozzle types, narrower spray angles produce larger droplets. Consider using low-drift nozzles. Solid stream nozzles oriented straight back produce larger droplets than other nozzle types.

14/108

**Boom Length-**For some use patterns, reducing the effective boom length to less than  $\frac{3}{4}$  of the wingspan or rotor length may further reduce drift without reducing swath width.

**Application-**Applications should not be made at a height greater than 10 feet above the top of the largest plants unless a greater height is required for aircraft safety. Making applications at the lowest height that is safe reduces exposure of droplets to evaporation and wind.

**Swath Adjustment:** When applications are made with a crosswind, the swath will be displaced downwind. Therefore, on the up and downwind edges of the field, the applicator must compensate for this displacement by adjusting the path of the aircraft upwind. Swath adjustment distance should increase, with increasing drift potential (higher wind, smaller drops, etc.).

**Wind:** Drift potential is lowest between wind speeds of 2-10 mph. However, many factors, including droplet size and equipment type determine drift potential at any given speed. Application should be avoided below 2 mph due to variable wind direction and high inversion potential. **Note:** Local terrain can influence wind patterns. Every applicator should be familiar with local wind patterns and how they affect drift.

**Temperature and Humidity:** When making applications in low relative humidity, set up equipment to produce larger droplets to compensate for evaporation. Droplet evaporation is most severe when conditions are both hot and dry.

**Temperature Inversions:** Applications should not occur during a temperature inversion, because drift potential is high. Temperature inversions restrict vertical air mixing, which causes small suspended droplets to remain in a concentrated cloud. This cloud can move in unpredictable directions due to the light variable winds common during inversions. Temperature inversions are characterized by increasing temperatures with altitude and are common on nights with limited cloud cover and light to no wind. They begin to form as the sun sets and often continue into the morning. Their presence can be indicated by ground fog; however, if fog is not present, presence of an inversion can also be identified by the movement of smoke from a ground source or an aircraft smoke generator. Smoke that layers and moves laterally in a connected cloud (under low wind conditions) indicates an inversion, while smoke that moves upwards and rapidly dissipates indicates good vertical air mixing.

**Sensitive Areas:** The pesticide should only be applied when the potential for drift to adjacent sensitive areas (e.g., residential areas, bodies of water, known habitat for threatened or endangered species, non-target crops) is minimal (e.g., when wind is blowing away from the sensitive areas).

---

## Mixing

---

Clean sprayer parts immediately after using GF-887A by thoroughly flushing with water.

**NOTE: reduced results may occur if water containing soil is used, such as visibly muddy water or water from ponds and ditches that is not clear.**

### Mixing with Water

GF-887A mixes readily with water. Mix spray solutions of GF-887A as follows: Fill the mixing or spray tank with the required amount of water. Add the recommended amount of GF-887A near the end of the filling process and mix well. Use caution to avoid siphoning back into the carrier source. Use approved anti-back-siphoning devices where required by state or local regulations. During mixing and application, foaming of the spray solution may occur. To prevent or minimize foam, avoid the use of mechanical agitators, terminate by-pass and return lines at the bottom of the tank and, if needed, use an approved anti-foam or defoaming agent.

15/108

## Tank Mixing Procedure

Mix labeled tank mixtures of GF-887A with water as follows:

1. Place a 20 to 35 mesh screen or wetting basket over filling port.
2. Through the screen, fill the spray tank one-half full with water and start agitation.
3. If a wettable powder is used, make a slurry with the water carrier, and add it **slowly** through the screen into the tank. Continue agitation.
4. If a flowable formulation is used, premix one part flowable with one part water. Add diluted mixture **slowly** through the screen into the tank. Continue agitation.
5. If an emulsifiable concentrate formulation is used, premix one part emulsifiable concentrate with two parts water. Add diluted mixture slowly through the screen into the tank. Continue agitation.
6. Continue filling the spray tank with water and add the required amount of GF-887A near the end of the filling process.
7. Add individual formulations to the spray tank as follows: wettable powder, flowable, emulsifiable concentrate, drift control additive and water-soluble liquid.

Maintain good agitation at all times until the contents of the tank are sprayed. If the spray mixture is allowed to settle, thorough agitation is required to resuspend the mixture before spraying is resumed.

Keep by-pass line on or near the bottom of the tank to minimize foaming. Screen size in nozzle or line strainers should be no finer than 50 mesh.

Always predetermine the compatibility of labeled tank mixtures of GF-887A with water carrier by mixing small proportional quantities in advance.

Refer to the "Tank Mixing" section under "General Information" for additional precautions.

## Mixing for Hand-held Sprayers

Prepare the desired volume of spray solution by mixing the amount of GF-887A in water as shown in the following table:

### Spray Solution

Spray Concentration (percent)	Amount of GF-887A for Desired Volume:		
	1 gal	25 gal	100 gal
0.5%	2/3 fl oz	1 pt	2 qt
0.75%	1 fl oz	24 fl oz	3 qt
1.0%	1 1/3 fl oz	1 qt	1 gal
1.5%	2 fl oz	1 1/2 qt	1 1/2 gal
2.0%	2 2/3 fl oz	2 qt	2 gal
3.75	5 fl oz	3 3/4 qt	3 3/4 gal
5.0%	6 1/2 fl oz	5 qt	5 gal
10.0%	13 fl oz	10 qt	10 gal

2 tablespoons = 1 fluid ounce

For use in knapsack sprayers, it is suggested that the recommended amount of GF-887A be mixed with water in a larger container. Fill sprayer with the mixed solution.

16/108

### **Ammonium Sulfate**

The addition of 1 to 2 percent dry ammonium sulfate by weight or 8.5 to 17 pounds per 100 gallons of water may increase the performance of GF-887A, particularly when tank mixed with certain residual herbicides on annual and perennial weeds. The equivalent rate of ammonium sulfate in a liquid formulation may also be used. Ensure that ammonium sulfate is completely dissolved in the spray tank before adding herbicides. Thoroughly rinse the spray system with clean water after use to reduce corrosion.

**Note:** When using ammonium sulfate, apply GF-887A at rates recommended in this label. Lower rates will result in reduced performance.

### **Colorants or Dyes**

Agriculturally-approved colorants or marking dyes may be added to GF-887A. Colorants or dyes used in spray solutions of GF-887A may reduce performance, especially at lower rates or dilutions. Use colorants or dyes according to the manufacturer's recommendations.

### **Drift Control Additives**

Drift control additives may be used with all equipment types, except wiper applicators, sponge bars and CDA equipment. When a drift control additive is used, read and carefully observe the cautionary statements and all other information appearing on the additive label.

## **Application Equipment and Techniques**

Do not apply GF-887A through any type of irrigation system.

GF-887A may be applied with the following application equipment:

**Aerial:** Fixed Wing and Helicopter

**Ground Broadcast Spray:** Boom or boomless systems, pull-type sprayer, floaters, pick-up sprayers, spray coupes and other ground broadcast equipment.

**Hand-Held and High-Volume Spray Equipment:** Knapsack and backpack sprayers, pump-up pressure sprayers, handguns, hand wands, mistblowers<sup>1</sup>, lances and other hand-held and motorized spray equipment used to direct the spray onto weed foliage.

<sup>1</sup>GF-887A is not registered in California or Arizona for use in mistblowers.

**Selective Equipment:** Recirculating sprayers, shielded and hooded sprayers, wiper applicators and sponge bars.

**Injection Systems:** Aerial or ground injection sprayers.

**Controlled Droplet Applicator (CDA):** Hand-held or boom-mounted applicators that produce a spray consisting of a narrow range of droplet sizes.

**Apply these spray solutions in properly maintained and calibrated equipment capable of delivering desired volumes.**

**Cut Stump Application:** Apply using suitable equipment to ensure coverage of the entire cambium of cut stems.



17/108

## Aerial Equipment

**Do not apply GF-887A using aerial spray equipment except under conditions as specified within this label.**

Use the recommended rates of this herbicide in 3 to 15 gallons of water per acre unless otherwise specified on this label. Unless otherwise specified, do not exceed 24 fluid ounces per acre. Aerial applications of GF-887A may be made in annual cropping conventional tillage systems, fallow and reduced tillage systems and preharvest applications. Refer to the individual use area sections of this label for recommended volumes and application rates.

**For aerial application in California or Arkansas, refer to the federal supplemental label for aerial applications in that state for specific instructions, restrictions and requirements.** Tank mixtures of GF-887A plus Banvel (dicamba) or 2,4-D herbicide may not be applied by air in California.

Avoid direct application to any body of water.

**AVOID DRIFT: do not apply during low-level inversion conditions, when winds are gusty or under any other condition that favors drift. Drift may cause damage to any vegetation contacted to which treatment is not intended. To prevent injury to adjacent desirable vegetation, appropriate buffer zones must be maintained.**

Coarse sprays are less likely to drift; therefore, do not use nozzles or nozzle configurations that dispense spray as fine spray droplets. Do not angle nozzles forward into the airstream and do not increase spray volume by increasing nozzle pressure.

**Ensure uniform application:** To avoid streaked, uneven or overlapped application, use appropriate marking devices.

Thoroughly wash aircraft, especially landing gear, after each day of spraying to remove residues of GF-887A accumulated during spraying or from spills. **Prolonged exposure of GF-887A to uncoated steel surfaces may result in corrosion and possible failure of the part. Landing gear components are most susceptible.** The maintenance of an organic coating (paint), which meets aerospace specification MIL-C-38413, may prevent corrosion.

## Ground Broadcast Equipment

Use the recommended rates of GF-887A in 3 to 40 gallons of water per acre as a broadcast spray unless otherwise specified. As density of weeds increases, spray volume should be increased within the recommended range to ensure complete coverage. Carefully select proper nozzles to avoid spraying a fine mist. For best results with ground application equipment, use flat fan nozzles. Check for even distribution of spray droplets.

## Hand-Held and High-Volume Equipment

Apply to foliage of vegetation to be controlled. For applications made on a spray-to-wet basis, spray coverage should be uniform and complete. Do not spray to the point of runoff. Use coarse sprays only. Refer to the "Mixing for Hand-held Sprayers" section of this label for instructions on preparing spray solutions of a certain percentage content.

For control of weeds listed in the annual weeds rate tables, apply a 0.5 percent solution of GF-887A to weeds less than 6 inches in height or runner length. Apply prior to seedhead formation in grass or bud

18/108

formation in broadleaf weeds. For annual weeds over 6 inches tall, or unless otherwise specified, use a 1 percent solution.

For best results, use a 1.5 percent solution on harder-to-control perennials, such as bermudagrass, dock, field bindweed, hemp dogbane, milkweed and Canada thistle.

When using application methods that result in less than complete coverage, use a 3.75 percent solution for annual and perennial weeds and a 3.75 to 5 percent solution for woody brush and trees.

### **Selective Equipment**

GF-887A may be applied through recirculating spray systems, shielded applicators, hooded sprayers, wiper applicators or sponge bars after dilution and thorough mixing with water to listed weeds growing in any noncrop site specified on this label and only when specifically recommended in cropping systems.

A recirculating spray system directs the spray solution onto weeds growing above desirable vegetation, while spray solution not intercepted by weeds is collected and returned to the spray tank for reuse.

A shielded or hooded applicator directs the herbicide solution onto weeds, while shielding desirable vegetation from the herbicide.

A wiper or sponge applicator applies the herbicide solution onto weeds by rubbing the weed with an absorbent material containing the herbicide solution.

#### **Avoid contact of herbicide with desirable vegetation.**

Contact of the herbicide solution with desirable vegetation may result in damage or destruction. Applicators used above desirable vegetation should be adjusted so that the lowest spray stream or wiper contact point is at least 2 inches above the desirable vegetation. Droplets, mist, foam or splatter of the herbicide solution settling on desirable vegetation may result in discoloration, stunting or destruction.

Applications made above the crops should be made when the weeds are a minimum of 6 inches above the desirable vegetation. Better results may be obtained when more of the weed is exposed to the herbicide solution. Weeds not contacted by the herbicide solution will not be affected. This may occur in dense clumps, severe infestations or when the height of the weeds varies so that not all weeds are contacted. In these instances, repeat treatment may be necessary.

#### **Shielded and hooded applicators**

Use nozzles that provide uniform coverage within the treated area. Keep shields on these sprayers adjusted to protect desirable vegetation. **Extreme care must be exercised to avoid contact of herbicide with desirable vegetation.**

A hooded sprayer is a type of shielded applicator. The spray pattern is completely enclosed on the top and all sides by a hood, thereby shielding the crop from the spray solution. This equipment must be set up and operated in a manner that avoids bouncing or raising the hoods off the ground in any way. If the hoods are raised, spray particles may escape and come into contact with the crop, causing damage or destruction of the crop. The spray hoods must be operated on the ground or skimming across the ground. Speed of operation must be adjusted to avoid bouncing of the spray hoods. Avoid operation on rough or sloping ground where the spray hoods might be raised off the ground.

#### **Wiper applicators and sponge bars**

Wiper applicators are devices that physically wipe appropriate amounts of GF-887A directly onto the weed.

19/108

Equipment must be designed, maintained and operated to prevent the herbicide solution from contacting desirable vegetation. Operate this equipment at ground speeds no greater than 5 mph. Performance may be improved by reducing speed in areas of heavy weed infestations to ensure adequate wiper saturation. Better results may be obtained if 2 applications are made in opposite directions.

Avoid leakage or dripping onto desirable vegetation. Adjust height of applicator to ensure adequate contact with weeds. Keep wiping surfaces clean. Be aware that, on sloping ground, the herbicide solution may migrate, causing dripping on the lower end and drying of the wicks on the upper end of a wiper applicator.

Do not use wiper equipment when weeds are wet.

Mix only the amount of solution to be used during a 1-day period, as reduced activity may result from use of leftover solutions. Clean wiper parts immediately after using GF-887A by thoroughly flushing with water.

A nonionic surfactant at a rate of 10 percent by volume of total herbicide solution is recommended for all wiper applications.

**For Rope or Sponge Wick Applicators:** Mix 3 quarts of GF-887A in 2 gallons of water to prepare a 25 percent solution. Apply this solution to weeds listed in this section.

**For Porous-Plastic Applicators:** Solutions ranging from 25 to 100 percent of GF-887A in water may be used in porous-plastic wiper applicators.

When applied as recommended, GF-887A **controls** the following weeds:

corn, volunteer	sicklepod
panicum, Texas	spanishneedles
rye, common	starbur, bristly
shattercane	

When applied as recommended, GF-887A **suppresses** the following weeds:

beggarweed,	pigweed, redroot
Florida	ragweed, common
bermudagrass	ragweed, giant
dogbane, hemp	smutgrass
dogfennel	sunflower
guineagrass	thistle, Canada
johnsongrass	thistle, musk
milkweed	vaseygrass
nightshade,	velvetleaf
silverleaf	

## Injection Systems

GF-887A may be used in aerial or ground injection spray systems. It may be used as a liquid concentrate or diluted prior to injecting into the spray stream. Do not mix GF-887A with the concentrate of other products when using injection systems.

20/108

## CDA Equipment

The rate of GF-887A applied per acre by vehicle-mounted controlled droplet application (CDA) equipment must not be less than the amount recommended in this label when applied by conventional broadcast equipment. For vehicle-mounted CDA equipment, apply 3 to 15 gallons of water per acre.

For the control of annual weeds with hand-held CDA units, apply a 20 percent solution of GF-887A at a flow rate of 2 fluid ounces per minute and a walking speed of 1.5 mph (1 1/2 pints per acre). For the control of perennial weeds, apply a 20 to 40 percent solution of GF-887A at a flow rate of 2 fluid ounces per minute and a walking speed of 0.75 mph (3 to 6 pints per acre).

Controlled droplet application equipment produces a spray pattern that is not easily visible. Extreme care must be exercised to avoid spray or drift contacting the foliage or any other green tissue of desirable vegetation, as damage or destruction may result.

## Cut Stump Application

**Types of Application:** Treating cut stumps in any noncrop site listed on this label

**Specific Use Recommendations:** GF-887A will control regrowth of cut stumps and resprouts of many types of woody brush and tree species, some of which are listed below. Apply GF-887A using suitable equipment to ensure coverage of the entire cambium. Cut trees or resprouts close to the soil surface. Apply a 40 to 100 percent solution of GF-887A to the freshly cut surface immediately after cutting. Delays in application may result in reduced performance. For best results, applications should be made during periods of active growth and full leaf expansion

alder	saltcedar
eucalyptus	sweetgum
madrone	tan oak
oak	willow
reed, giant	

**Precautions and Restrictions:** Do not make cut stump applications when the roots of desirable woody brush or trees may be grafted to the roots of the cut stump. Injury resulting from root grafting may occur in adjacent woody brush or trees.

## CROPS (Alphabetical)

This section is organized alphabetically by crop category. There may be several labeled crops listed in a crop category.

Unless otherwise specified, applications may be made to control any weeds listed in the annual, perennial and woody brush tables. Also refer to the "Selective Equipment" section.

For any crop not listed in this "Crops" section, applications must be made at least 30 days prior to planting.

See "Roundup Ready® Crops" section for use of this product in crops that contain the Roundup Ready gene. **Do not** use the instructions in this "Crops (Alphabetical)" section.

For broadcast postemergence treatments, do not harvest or feed treated vegetation for 8 weeks following application, unless otherwise specified.

When applying GF-887A prior to transplanting crops into plastic mulch, care must be taken to remove residues of this product, which could cause crop injury, from plastic prior to planting. Residues may be

2/1/08

removed from the plastic by a single application of 0.5 inches of water via sprinkler irrigation or natural rainfall. Applications made at emergence will result in injury or death of emerged seedlings.

### **Alfalfa, Clover, and Other Forage Legumes**

**Labeled Crops:** Alfalfa, clover, kudzu, lespedeza, lupin, sainfoin, trefoil, velvet bean, vetch, crown vetch, milk vetch

**Types of Applications:** Preplant, preemergence, at-planting, preharvest (alfalfa only), spot treatment (alfalfa and clover only), wiper applicators (alfalfa and clover only), renovation

#### **Preplant, Preemergence and At-planting**

**Specific Use Recommendations:** GF-887A may be applied before, during or after planting crops listed in this section. Applications must be made prior to emergence of the crop.

**Precautions and Restrictions:** Remove domestic livestock before application and wait 8 weeks after application before grazing or harvesting.

#### **Preharvest (Alfalfa only)**

**Specific Use Recommendations:** GF-887A may be used in declining alfalfa stands or any stand of alfalfa where crop destruction is acceptable. This application will severely injure or destroy the stand of alfalfa. GF-887A will control annual and perennial weeds, including quackgrass, when applied prior to the harvest of alfalfa. The treated crop and weeds can be harvested and fed to livestock after 36 hours. Allow a minimum of 36 hours between application and harvest. Applications may be made at any time of the year. Make only one application to an existing stand of alfalfa per year. For control of quackgrass, apply in the spring, late summer or fall when quackgrass is actively growing. Treatments for quackgrass must be followed by deep tillage for complete control.

**Precautions and Restrictions:** Do not apply more than 1.5 pints of GF-887A per acre as a preharvest treatment. Do not use for alfalfa grown for seed, as a reduction in germination or vigor may occur.

#### **Spot treatment or Wiper applications (Alfalfa and Clover only)**

**Specific Use Recommendations:** GF-887A may be applied as a spot treatment in alfalfa or clover. GF-887A may be applied with wiper applicators to control or suppress the weeds listed under "Wiper Applicators" in the "Selective Equipment" section of this label. Applications may be made in the same area at 30-day intervals.

**Precautions and Restrictions:** For spot treatment and wiper applications, apply in areas where the movement of domestic livestock can be controlled. No more than one-tenth of any acre should be treated at one time. Remove domestic livestock before application and wait 14 days after application before grazing livestock or harvesting.

#### **Renovation**

**Specific Use Recommendations:** GF-887A may be applied as a broadcast spray to existing stands of alfalfa, clover, and other labeled forage legumes. Labeled crops may be planted into the treated area.

**Precautions and Restrictions:** Remove domestic livestock before application and wait 8 weeks after application before grazing or harvesting.

22/108

## Asparagus

**Types of Applications:** Preplant, preemergence, spot treatment, postharvest

### Preplant, Preemergence

**Specific Use Recommendations:** GF-887A may be applied prior to emergence of asparagus.

**Precautions and Restrictions:** Do not apply within a week before the first spears emerge.

### Spot treatment

**Specific Use Recommendations:** GF-887A may be applied immediately after cutting, but prior to the emergence of new spears.

**Precautions and Restrictions:** Do not treat more than 10 percent of the total field area to be harvested. Do not harvest within 5 days of treatment.

### Postharvest

**Specific Use Recommendations:** GF-887A may be applied after the last harvest and all spears have been removed. If spears are allowed to regrow, delay application until ferns have developed. Delayed treatments should be applied as a directed or shielded spray in order to avoid contact of the spray with ferns, stems or spears.

**Precautions and Restrictions:** Direct contact of the spray with the asparagus may result in serious crop injury. Select and use recommended types of spray equipment for postemergence postharvest applications. A directed spray is any application where the spray pattern is aligned in such a way as to avoid direct contact of the spray with the crop. A shielded spray is any application where a physical barrier is positioned and maintained between the spray and the crop to prevent contact of spray with the crop.

## Canola, Crambe, Mustard (Seed)

**Types of Applications:** Preplant, preemergence, at-planting, post-harvest

### Preplant, Preemergence and At-planting

**Specific Use Recommendations:** GF-887A may be applied before, during or after planting of canola, crambe, or mustard. Applications must be made prior to emergence of the crop.

**Precautions and Restrictions:** Do not apply more than 1.2 quarts of this product per acre by ground.

### Postharvest

**Specific Use Recommendations:** GF-887A may be applied after harvest of canola, crambe, or mustard. Higher rates may be required for control of large weeds that were growing in the crop at the time of harvest. Tank mixtures of GF-887A with 2,4-D or dicamba may be used provided the tank mix product is labeled for postharvest use in canola.

**Precautions and Restrictions:** For any crop not listed on this label, applications must be made at least 30 days prior to planting the next crop. Do not harvest or feed treated vegetation for 8 weeks following application.

23/108

## Cereal Crops

**Labeled Crops:** Barley, buckwheat, millet (pearl, proso), oats, rice, rye, teosinte, triticale, wheat (all), wild rice

**Types of Applications:** Preplant, preemergence, at-planting, spot treatment (except rice), post-harvest, preharvest (wheat only), wiper applicators (wheat only), red rice control prior to planting rice.

Do not treat rice fields or levees when the field contains floodwater.

### Preplant, Preemergence and At-planting

**Specific Use Recommendations:** GF-887A may be applied before, during or after planting of cereal crops. Applications must be made prior to emergence of the crop.

### Spot treatment (except rice)

**Specific Use Recommendations:** GF-887A may be applied as a spot treatment in cereal crops. Apply GF-887A before heading in small grains.

**Precautions and Restrictions:** Do not treat more than 10 percent of the total field area to be harvested. The crop receiving spray in the treated area will be killed. Take care to avoid drift or spray outside target area for the same reason.

### Postharvest

**Specific Use Recommendations:** GF-887A may be applied after harvest of cereal crops. Higher rates may be required for control of large weeds that were growing in the crop at the time of harvest. Tank mixtures of GF-887A with 2,4-D or dicamba may be used, provided the tank mix product is labeled for postharvest use in cereal crops.

**Precautions and Restrictions:** For any crop not listed on this label, applications must be made at least 30 days prior to planting the next crop. Do not harvest or feed treated vegetation for 8 weeks following application.

### Preharvest (wheat only)

**Specific Use Recommendations:** GF-887A provides weed control when applied prior to harvest of wheat. Apply after the hard-dough stage of grain (30% or less grain moisture) and at least 7 days prior to harvest. Wheat stubble may be grazed immediately after harvest.

GF-887A may be applied using either aerial or ground spray equipment. For ground or aerial applications, apply GF-887A in 3 or more gallons of water per acre.

**Precautions and Restrictions:** Do not apply more than 1.5 pints of GF-887A per acre. Do not apply to wheat grown for seed, as a reduction in germination or vigor may occur.

### Wiper applications (wheat only)

**Specific Use Recommendations:** Wiper applications may be used in wheat. To control common rye or cereal rye, apply after the weeds have headed and achieved maximum growth, when the rye is at least 6 inches above the wheat crop.

**Precautions and Restrictions:** Allow at least 35 days between application and harvest. Do not use roller applicators.

**Red Rice Control Prior to Planting Rice:** Apply 36 fluid ounces of this product in 5 to 10 gallons of water per acre. Flush fields prior to application to obtain uniform germination and stand of red rice. Make

24/108

application when the majority of the red rice plants are in the 2-leaf stage and no more than 4 inches tall. Red rice plants with less than 2 true leaves may be only partially controlled.

**Precautions and Restrictions:** Avoid spraying during low humidity conditions as reduced control may result. Do not treat fields or levees when the fields contain water. Do not re-flood treated fields for 8 days following application.

## Christmas Trees

**Types of Applications:** Post-directed, spot treatment, site preparation

### Post-directed, Spot treatment

**Specific Use Recommendations:** GF-887A may be used as a post-directed spray and spot treatment around established Christmas trees.

**Precautions and Restrictions:** Desirable plants may be protected from the spray solution by using shields or coverings made of cardboard or other impermeable material. **GF-887A is not recommended for use as an over-the-top broadcast spray in Christmas trees.** Care must be exercised to avoid contact of spray, drift or mist with foliage or green bark of established Christmas trees.

### Site preparation

**Specific Use Recommendations:** GF-887A may be used prior to planting Christmas trees.

**Precautions and Restrictions:** Precautions should be taken to protect nontarget plants during site preparation applications.

## Citrus Crops

**Labeled Crops:** Calamondin, chironja, citron, citrus hybrids, grapefruit, kumquat, lemon, lime, mandarin (tangerine), orange (all), pummelo, tangelo, tangor

**Types of Applications:** General weed control, middles (between rows of trees), strips (in row of trees), selective equipment

**NOTE:** for general use directions, see the "Tree, Nut And Vine (General)" section. The following directions are specific to citrus crops.

**Florida and Texas only:** For burndown or control of the weeds listed below, apply the recommended rates of GF-887A in 3 to 30 gallons of water per acre. Where weed foliage is dense, use 10 to 30 gallons of water per acre.

For goatweed, apply 3 to 4.5 pints of GF-887A per acre. Apply in 20 to 30 gallons of water per acre when plants are actively growing. Use 3 pints per acre when plants are less than 8 inches tall and 4.5 pints per acre when plants are greater than 8 inches tall. If goatweed is greater than 8 inches tall, the addition of Krovar II herbicide or Karmex herbicide may improve control. Refer to the individual product labels for specific crops, rates, geographic restrictions and precautionary statements.



25/108

**Perennial weeds:**

Weed Species	GF-887A Rate Per Acre			
	1.5 pt	3 pt	4.5 pt	7.5 pt
bermudagrass	B	--	PC	C
guineagrass (area) (Texas and Florida ridge) (Florida flatwoods)	B	C	C	C
paragrass	B	C	C	C
torpedograss	S	--	PC	C

S = Suppression      B = Burndown  
 PC = Partial control      C = Control

**Precautions and Restrictions:** Allow a minimum of 1 day between last application and harvest.

**Conservation Reserve Program (CRP)**

**Types of Applications:** Renovation (rotating out of CRP), site preparation, postemergence, wiper

**Rotating out of CRP, Site preparation**

**Specific Use Recommendations:** GF-887A may be used to prepare CRP land for crop production.

**Postemergence, Wiper**

**Specific Use Recommendations:** GF-887A may be used to suppress competitive growth and seed production of undesirable vegetation in CRP acres. Such applications may be made with wiper application equipment or as a broadcast or spot treatment to dormant CRP grasses. For selective applications with broadcast spray equipment, apply 9 to 12 fluid ounces of GF-887A per acre in early spring before desirable CRP grasses, such as crested and tall wheatgrass, break dormancy and initiate green growth. Late fall applications can be made after desirable perennial grasses have reached dormancy.

**Precautions and Restrictions:** Some stunting of CRP perennial grasses will occur if broadcast applications are made when plants are not dormant.

**Corn**

**Types of Corn:** Field corn, seed corn, sweet corn and popcorn

**Types of Applications:** Preplant, preemergence, at-planting, hooded sprayers, spot treatment, preharvest, post-harvest

**Preplant, Preemergence and At-Planting**

**Specific Use Recommendations:** GF-887A may be applied before, during or after planting corn. Applications must be made prior to emergence of the crop.

**Tank Mixes:** Apply these tank mixtures in 10 to 20 gallons of water or 10 to 60 gallons of nitrogen solution per acre. For Southern states, do not apply in nitrogen solutions to tough-to-control grasses such as barnyardgrass, fall panicum, broadleaf signalgrass, annual ryegrass and any perennial weeds. See the map in the Annual Weeds section of this label for areas included in this recommendation.

26/108

**Tank mixtures with the following herbicide products may be applied before, during or after planting in conventional tillage systems, into a cover crop, established sod or in previous crop residue:**

atrazine	FulTime*	LeadOff
Bicep II	Guardman	Micro-Tech
Bicep II Magnum	Harness	Partner
Bicep Lite II	Harness Xtra	Pendimax*
Magnum	Harness Xtra 5.6L	(pendimethalin)
Bladex/Cyanazine	Hornet*	Python*
Bullet	Hornet WDG	Simazine
dicamba	Lariat	Surpass* EC
Degree	Lasso/Alachlor	TopNotch*
Degree Xtra	Linex	
Dual II	Lorox	
Dual II Magnum	Marksman	
Extrazine		
Frontier		

For improved burndown, GF-887A may be tank mixed with 2,4-D or dicamba provided the tank mix product is labeled for burndown use prior to planting corn.

**Annual weeds:** For difficult-to-control weeds such as fall panicum, barnyardgrass, crabgrass, shattercane and broadleaf signalgrass up to 2 inches tall, and Pennsylvania smartweed up to 6 inches tall, apply GF-887A at 1.5 pints per acre in these tank mixtures. For other labeled annual weeds, apply 12 to 18 fluid ounces of GF-887A per acre when weeds are less than 6 inches tall, and 1.5 to 2.25 pints when weeds are over 6 inches tall.

**Precautions and Restrictions:** Applications of 2,4-D or dicamba must be made at least 7 days prior to planting corn.

The tank mix recommendations in this section are not registered in California.

### Hooded Sprayers

**Specific Use Recommendations:** This product may be used through hooded sprayers for weed control between the rows of corn. Only hooded sprayers that completely enclose the spray pattern may be used.

When applying to corn that is grown on raised beds, ensure that the hood is designed to completely enclose the spray pattern. If necessary, extend the front and rear flaps of the hoods to reach the ground in deep furrows.

### Follow these requirements:

- Spray hoods must be operated on the ground or skimming across the ground.
- Do not apply more than 1.5 pints of this product per acre per application.
- Corn must be at least 12 inches tall, measured without extending the leaves.
- Leave at least an 8 inch untreated strip over the drill row. For example, if the crop row width is 38 inches, the maximum width of the spray hood should be 30 inches.
- Maximum tractor speed: 5 mph
- Maximum wind speed: 10 mph
- Use low drift nozzles

Crop injury may occur when the foliage of treated weeds comes in direct contact with leaves of the crop. Do not apply this product when the leaves of the crop are growing in direct contact with weeds to be treated. Droplets, mist, foam or splatter of the herbicide solution may contact the crop and cause discoloration, stunting or destruction.

27/108

**Precautions and Restrictions:** Contact of this product in any manner to any vegetation to which treatment is not intended may cause damage. Such damage shall be the sole responsibility of the applicator. Do not graze or feed corn forage or fodder following applications of this product through hooded sprayers. Do not apply more than 4.5 pints per acre per year of this product using hooded sprayer application.

#### **Spot treatment**

**Specific Use Recommendations:** For spot treatments, apply GF-887A prior to silking of corn.

**Precautions and Restrictions:** Do not treat more than 10 percent of the total field area to be harvested. The crop receiving spray in the treated area will be killed. Take care to avoid drift or spray outside target area for the same reason.

#### **Preharvest**

**Specific Use Recommendations:** Make applications at 35 percent grain moisture or less. Ensure that maximum kernel fill is complete and the corn is physiologically mature (black layer formed). For ground applications, apply up to 4.5 pints per acre of this product. For aerial applications, apply up to 1.5 pints per acre of this product.

**Precautions and Restrictions:** Allow a minimum of 7 days between application and harvest. It is not recommended that corn grown for seed be treated because a reduction in germination or vigor may result.

#### **Post-harvest**

**Specific Use Recommendations:** GF-887A may be applied after harvest of corn. Higher rates may be required for control of large weeds that were growing in the crop at the time of harvest. Tank mixtures of GF-887A with 2,4-D or dicamba may be used, provided the label of the tank mix product is registered for post-harvest use in corn.

**Precautions and Restrictions:** Do not harvest or feed treated vegetation for 8 weeks following application.

## **Cotton**

**Types of Applications:** Preplant, preemergence, at-planting, hooded sprayer, selective equipment, spot treatment, preharvest

#### **Preplant, Preemergence, and At-planting**

**Specific Use Recommendations:** GF-887A may be applied before, during or after planting cotton. Applications must be made prior to emergence of the crop.

#### **Hooded sprayer, Selective equipment**

**Specific Use Recommendations:** GF-887A may be applied through hooded sprayers, recirculating sprayers, shielded applicators or wiper applicators in cotton. Allow at least 7 days between application and harvest.

**Precautions and Restrictions:** See the "Selective Equipment" part of the "Application Equipment and Techniques" section of this label for information on proper use and calibration of this equipment.

#### **Spot treatment**

**Specific Use Recommendations:** For spot treatments, apply GF-887A prior to boll opening of cotton.

28/108

**Precautions and Restrictions:** Do not treat more than 10 percent of the total field area to be harvested. The crop receiving spray in treated area will be killed. Take care to avoid drift or spray outside target area for the same reason.

### Preharvest

**Specific Use Recommendations:** GF-887A provides weed control and cotton regrowth inhibition when applied prior to harvest of cotton. For weed control, apply at rates given in the annual, perennial and woody brush tables. Apply 12 fluid ounces to 3 pints of GF-887A per acre for cotton regrowth inhibition. Allow a minimum of 7 days between application and harvest of cotton.

GF-887A may be applied using either aerial or ground spray equipment. For ground applications, apply GF-887A in 10 to 20 gallons of water per acre. For aerial applications, apply GF-887A in 3 to 10 gallons of water per acre.

Apply after sufficient bolls have developed to produce the desired yield of cotton. Applications made prior to this time could affect maximum yield potential.

GF-887A may be tank mixed with DEF 6, Folex, or Prep defoliant to provide additional enhancement of cotton leaf drop.

**Precautions and Restrictions:** Do not feed or graze treated cotton forage or hay following preharvest applications. Applications of up to 1.5 quarts per acre per year of this product may be made by ground or air at preharvest timing. Do not exceed this amount. Do not apply to cotton grown for seed, as a reduction in germination or vigor may occur.

## Dry Peas, Lentils, Chick Peas

(See "Vegetable Crops" section for specific use directions)

## Fallow Systems (Including Post Harvest Applications)

**Types of Applications:** Chemical fallow, preplant fallow beds, aid-to-tillage

### Post Harvest Use

**Specific Use Recommendations:** GF-887A may be applied to control existing weeds or volunteer crop following harvest of labeled crops. Weeds should be allowed to regrow after damage incurred during harvest and recover from environmental stress before application. Apply prior to heading of grass weeds and, if possible, before broadleaf weeds exceed a height of 24 inches. Applications may be made during the fallow period up until the planting or emergence of labeled crops, but for any crop not listed on this label, applications must be made at least 30 days prior to planting. Ground or aerial equipment may be used.

Refer to annual or perennial weeds rate tables for application rates and species controlled. If GF-887A, applied post harvest, may be tank mixed with other herbicides. See "Chemical Fallow" section below for specific recommendations for tank mixing.

### Chemical fallow

**Specific Use Recommendations:** GF-887A may be applied during the fallow period prior to planting or emergence of any crop listed on this label. For any crop not listed on this label, applications must be made at least 30 days prior to planting. GF-887A may be used as a substitute for tillage to control annual weeds in fallow fields. Also, broadcast or spot treatments will control or suppress many perennial weeds

29/108

in fallow fields. Ground or aerial application equipment may be used. Tank mixtures of GF-887A with 2,4-D, dicamba, Tordon\* 22K herbicide, atrazine or cyanazine herbicide may be used, provided the tank mix product is labeled for post-harvest or fallow land use.

**Precautions and Restrictions: Tank mixtures of GF-887A with Banvel (dicamba), Tordon 22K or 2,4-D may not be applied by air in California.**

Follow planting, cropping, crop rotation and other restrictions and use precautions on the labels of each product used in tank mixtures.

**Dicamba:** Some crop injury may occur if dicamba is applied within 45 days of planting.

**Tordon 22K<sup>†</sup>:** The addition of Tordon 22K in a mixture with GF-887A may provide short-term residual control of selected weed species. Application of GF-887A in tank mix with Tordon 22K should be made only to land that will be planted the following year to grass, barley, oats, wheat, grain sorghum (milo) or fallowed. Some crop injury may occur if Tordon 22K is applied within 45 days of planting. Do not plant grain sorghum within 8 months after application. Tordon 22K is not intended for use on land planted to sweet sorghum.

<sup>†</sup> Tordon 22K is not registered for use in California.

### **Preplant fallow beds**

**Specific Use Recommendations:** GF-887A may be applied to fallow beds prior to planting or emergence of any crop listed on this label. For any crop not listed on this label, applications must be made at least 30 days prior to planting. GF-887A will control weeds listed in the annual, perennial and woody brush tables.

In addition, 9 fluid ounces of GF-887A plus 2 to 4 fluid ounces of Goal\* 2XL herbicide per acre will control the following weeds with the maximum height or length indicated: 3" -- common cheeseweed, chickweed, groundsel; 6" -- London rocket, shepherd's-purse.

12 fluid ounces of GF-887A plus 2 to 4 fluid ounces of Goal 2XL per acre will control the following weeds with the maximum height or length indicated: 6" -- common cheeseweed, groundsel, mare's tail (*Conyza canadensis*), 12" -- chickweed, London rocket, shepherd's-purse.

### **Aid-to-tillage**

**Specific Use Recommendations:** GF-887A may be used in conjunction with tillage practices in fallow systems or preplant to labeled crops to control downy brome, cheat, volunteer wheat, tansy mustard and foxtail. Apply 6 fluid ounces of GF-887A in 3 to 10 gallons of water per acre. Make applications before weeds are 6 inches in height. Application must be followed by conventional tillage practices no later than 15 days after treatment and before regrowth occurs. Allow at least 1 day after application before tillage.

**Precautions and Restrictions:** Tank mixtures GF-887A with residual herbicides may result in reduced performance.

## **Flax**

**Types of Applications:** Preplant, preemergence, at-planting, post-harvest

### **Preplant, Preemergence and At-planting**

**Specific Use Recommendations:** GF-887A may be applied before, during or after planting of flax. Applications must be made prior to emergence of the crop.

30/108

**Postharvest**

**Specific Use Recommendations:** GF-887A may be applied after harvest of flax. Higher rates may be required for control of large weeds that were growing in the crop at the time of harvest. Tank mixtures of GF-887A with 2,4-D or dicamba may be used, provided the tank mix product is labeled for post-harvest or fallow land use.

**Precautions and Restrictions:** For any crop not listed on this label, applications must be made at least 30 days prior to planting the next crop. Do not harvest or feed treated vegetation for 8 weeks following application.

**Grain Sorghum (Milo)**

**Types of Applications:** Preplant, preemergence, at-planting, spot treatment, wiper applicators, hooded sprayers, preharvest, post-harvest

**Preplant, Preemergence, At-planting**

**Specific Use Recommendations:** GF-887A may be applied before, during or after planting grain sorghum. Applications must be made prior to emergence of the crop.

The following herbicide products may be applied in tank mix combination with GF-887A in 10 to 20 gallons of water or 10 to 60 gallons of nitrogen solution per acre. Apply before, during or after planting in conventional tillage systems, into a cover crop, established sod or over previous crop residue.

atrazine	Lariat
Bicep II	Lasso / alachlor
Bullet	Micro-Tech
Dual II	Partner

**Annual weeds:** For difficult-to-control weeds such as fall panicum, barnyardgrass, crabgrass, shattercane and broadleaf signalgrass up to 2 inches tall, and Pennsylvania smartweed up to 6 inches tall, apply GF-887A at 1.5 pints per acre in these tank mixtures. For other labeled annual weeds, apply 12 to 18 fluid ounces of GF-887A per acre when weeds are less than 6 inches tall, and 1.5 to 2.25 pints when weeds are over 6 inches tall.

**Spot treatment and Wiper applications**

**Specific Use Recommendations:** GF-887A may be applied as a spot treatment in grain sorghum. Make spot treatments before heading of milo. GF-887A may be applied with wiper applicators to control or suppress the weeds listed under "Wiper Applicators" in the "Selective Equipment" section of this label.

**Precautions and Restrictions:** For spot treatment, do not treat more than 10 percent of the total field area to be harvested. The crop receiving spray in treated area will be killed. Take care to avoid drift or spray outside target area for the same reason.

For wiper applicators, allow at least 40 days between application and harvest. Do not use roller applicators. Do not feed or graze treated milo fodder. Do not ensile treated vegetation.

**Hooded Sprayers**

**Specific Use Recommendations:** This product may be used through hooded sprayers for weed control between the rows of grain sorghum. Only hooded sprayers that completely enclose the spray pattern may be used.

3/1/08

When applying to grain sorghum that is grown on raised beds, ensure that the hood is designed to completely enclose the spray pattern. If necessary, extend the front and rear flaps of the hoods to reach the ground in deep furrows.

**Follow these requirements:**

- Spray hoods must be operated on the ground or skimming across the ground.
- Do not apply more than 1.5 pints of this product per acre per application
- Grain sorghum must be at least 12 inches tall, measured without extending the leaves. Treat before milo extends tillers between the drill rows. If such tillers are contacted with the spray solution, the main plant may be killed.
- Leave at least an 8 inch untreated strip over the drill row. For example, if the crop row width is 38 inches, the maximum width of the spray hood should be 30 inches.
- Maximum tractor speed: 5 mph
- Maximum wind speed: 10 mph
- Use low drift nozzles

Crop injury may occur when the foliage of treated weeds comes in direct contact with leaves of the crop. Do not apply this product when the leaves of the crop are growing in direct contact with weeds to be treated. Droplets, mist, foam or splatter of the herbicide solution may contact the crop and cause discoloration, stunting or destruction.

**Precautions and Restrictions:** Contact of this product in any manner to any vegetation to which treatment is not intended may cause damage. Such damage shall be the sole responsibility of the applicator. Do not graze or feed grain sorghum forage or fodder following applications of this product through hooded sprayers. Do not apply more than 4.5 pints per acre per year of this product using hooded sprayer application.

**Preharvest**

**Specific Use Recommendations:** GF-887A may be applied prior to harvest of grain sorghum. Make applications at 30% grain moisture or less.

**Precautions and Restrictions:** Do not apply more than 3 pints of this product per acre. Allow a minimum of 7 days between application and harvest of sorghum. It is not recommended that sorghum grown for seed be treated, as reduction in germination or vigor may occur. The use of this product for preharvest grain sorghum (milo) is not registered in California.

**Post-harvest**

**Specific Use Recommendations:** GF-887A may be applied after harvest of grain sorghum. Higher rates may be required for control of large weeds that were growing in the crop at the time of harvest. Tank mixtures of GF-887A with 2,4-D or dicamba may be used provided the tank mix product is labeled for post-harvest or fallow land use.

GF-887A may be applied to grain sorghum (milo) stubble following harvest to suppress or control regrowth. Apply 1.5 pints of GF-887A per acre for control, or 1.25 pints of GF-887A per acre for suppression.

**Precautions and Restrictions:** Do not harvest or feed treated vegetation for 8 weeks following application.

**Grass Seed Production**

**Types of Applications:** Preplant, preemergence, renovation, site preparation, shielded sprayers, wiper applicators, spot treatments, creating rows in annual ryegrass.

32/1108

**Specific Use Recommendations:** Applications may be made before, during or after planting or renovation of turf or forage grass areas grown for seed production. Applications must be made prior to the emergence of the crop to avoid crop injury. For maximum control of existing vegetation, delay planting to determine if any regrowth from escaped underground plant parts occurs. Where repeat treatments are necessary, sufficient regrowth must be attained prior to application. For warm-season grasses, such as bermudagrass, summer or fall applications provide best control.

**Precautions and Restrictions:** Do not disturb soil or underground plant parts before treatment. Tillage or renovation techniques such as vertical mowing, coring or slicing should be delayed for 7 days after application to allow proper translocation into underground plant parts.

Do not feed or graze treated areas for 8 weeks following application.

### Shielded Sprayers

**Specific Use Recommendations:** Apply 1.5 to 4.5 pints of this product as a broadcast spray in 10 to 20 gallons of water per acre to control weeds in rows. Uniform planting in straight rows aids in shielded sprayer applications. Best results are obtained when the grass seed crop is small enough to easily pass by or through the protective shields.

**Precautions and Restrictions:** Contact of this product in any manner to any vegetation to which treatment is not intended may cause damage. Such damage shall be the sole responsibility of the applicator.

### Wiper Applications

**Precautions and Restrictions:** Contact of the herbicide solution with desirable vegetation may result in damage or destruction. Applicators should be adjusted so that the wiper contact point is at least two (2) inches above the desirable vegetation. Weeds should be a minimum of six (6) inches above the desirable vegetation. Better results may be obtained when more of the weed is exposed to the herbicide solution. Weeds not contacted by the herbicide solution will not be affected. This may occur in dense clumps, severe infestations, or when height of weeds varies so that not all weeds are contacted. In these instances, repeat treatments may be necessary. Better results may be obtained if 2 applications are made in opposite directions.

### Spot Treatments

**Specific Use Recommendations:** Use a 0.75 - 1.5% solution.

**Precautions and Restrictions:** Apply this product prior to heading of grasses. Do not treat more than 10 percent of the total field to be harvested. The crop receiving the spray in the treated area will be killed and, for the same reason, take care to avoid drift or spray outside target areas.

### Creating Rows in Annual Ryegrass

**Specific Use Recommendations:** Use 12 - 24 fluid ounces of this product per acre mixed with water. Use the higher rate when the ryegrass is greater than 6 inches tall. Best results are obtained when applications are made before the ryegrass reaches 6 inches in height.

**Precautions and Restrictions:** Set nozzle heights to allow the establishment of the desired row spacing while preventing spray droplets, spray fines, or drift to contact the ryegrass plants not treated. Use of low pressure nozzles, or drop nozzles designed to target the application over a narrow band are recommended.

**Grower assumes all responsibility for crop losses from misapplication.**



33/108

## Herbs

**Types of Herbs:** Peppermint, spearmint

**Specific Use Recommendations:** GF-887A may be used as a spot treatment in spearmint and peppermint. Apply spray-to-wet with hand-held equipment, such as backpack and knapsack sprayers, pump-up pressure sprayers, hand-guns, hand-wands or any other hand-held or motorized spray equipment used to direct the spray solution on to a limited area.

**Precautions and Restrictions:** Allow at least 7 days between application and harvest. Further applications may be made in the same area at 30-day intervals. No more than one-tenth of any acre should be treated at one time. The crop receiving spray in the treated area will be killed. Take care to avoid drift or spray outside the target area for this reason.

## Pastures

**Type of Pastures:** Bahiagrass, bermudagrass, bluegrass, brome, fescue, orchardgrass, ryegrass, timothy, wheatgrass, alfalfa and clover

**Types of Applications:** Spot treatment, wiper application, preplant, preemergence, pasture renovation

### Spot treatment and Wiper application

**Specific Use Recommendations:** GF-887A may be applied as a spot treatment or with wiper applicators in pastures. Applications may be made in the same area at 30-day intervals.

**Precautions and Restrictions:** For spot treatment and wiper applications, apply in areas where the movement of domestic livestock can be controlled. No more than one-tenth of any acre should be treated at one time. Remove domestic livestock before application and wait 14 days after application before grazing livestock or harvesting.

### Preplant, Preemergence and Pasture renovation

**Specific Use Recommendations:** GF-887A may be applied prior to planting or emergence of forage grasses and legumes. In addition, GF-887A may be used to control perennial pasture species listed on this label prior to re-planting.

**Precautions and Restrictions:** Remove domestic livestock before application and wait 8 weeks after application before grazing or harvesting.

## Peanuts

**Types of Applications:** Preplant, preemergence, at-planting

**Specific Use Recommendations:** GF-887A may be applied before, during or after planting peanuts. Applications must be made prior to the emergence of the crop.

## Small Fruits and Berries

**Labeled Crops:** Blackberry, blueberry, boysenberry, cranberry, currant, dewberry, elderberry, gooseberry, huckleberry, loganberry, olallieberry, raspberry (black, red), youngberry

**Types of Applications:** Preplant, preemergence, directed spray (except cranberry), wiper application

34/108

**Specific Use Recommendations:** GF-887A may be applied as a preplant or preemergence broadcast application or as a wiper application for crops listed in this section. Directed sprays may be applied to any crop except cranberries. For wick or wiper applicators, mix 3 quarts of GF-887A in 4 gallons of water to prepare a 20 percent solution. In severe infestations, reduce equipment ground speed to ensure that adequate amounts of GF-887A are wiped on the weeds. A second treatment in the opposite direction may be beneficial.

**Precautions and Restrictions:** Do not permit herbicide solution to contact desirable vegetation, including green shoots, canes or foliage. Allow a minimum of 30 days between last application and harvest of cranberries. For other small fruits and berries, allow a minimum of 14 days between last application and harvest.

## Soybeans

**Types of Applications:** Preplant, preemergence, at-planting, spot treatment, preharvest, selective equipment, hooded sprayers (For Roundup Ready soybeans, refer "Roundup Ready® Crops" section of this label.)

### Preplant, Preemergence and At-planting

**Specific Use Recommendations:** GF-887A may be applied before, during or after planting soybeans. Applications must be made prior to emergence of the crop.

**Tank mixtures of GF-887A with the following herbicide products may be applied before, during or after planting in conventional tillage systems, into a cover crop, established sod or in previous crop residue:**

Canopy	Lasso/Alachlor	Pursuit
Command	Linex	Pursuit Plus
Dual	Lorox/Linuron	Python
Dual II Magnum	Lorox Plus	Scepter
FirstRate*	Micro-Tech	Sencor/Lexone
Frontier	Partner	Squadron
Frontrow*	Preview	Turbo
Fusion	Pendimax	
Gemini	(pendimethalin)	

For improved burndown, GF-887A may be tank-mixed with 2,4-D or 2,4-DB herbicide provided the tank mix product is labeled for preplant burndown use prior to planting soybeans. See the 2,4-D label for intervals between application and planting.

**Annual weeds:** For difficult-to-control weeds such as fall panicum, barnyardgrass, crabgrass, shattercane and broadleaf signalgrass up to 2 inches tall, and Pennsylvania smartweed up to 6 inches tall, apply GF-887A at 1.5 pints per acre in these tank mixtures. For other labeled annual weeds, apply 12 to 18 fluid ounces of GF-887A per acre when weeds are less than 6 inches tall, and 1.5 to 2.25 pints when weeds are over 6 inches tall.

**Precautions and Restrictions:** The tank mix recommendations in this section are not registered in California.

35/108

### Spot treatment

**Specific Use Recommendations:** For spot treatments, apply GF-887A prior to initial pod set in soybeans.

**Precautions and Restrictions:** Do not treat more than 10 percent of the total field area to be harvested. The crop receiving spray in treated area will be killed. Take care to avoid drift or spray outside target area for the same reason.

### Preharvest

**Specific Use Recommendations:** GF-887A provides weed control when applied prior to harvest of soybeans.

Apply at rates given in the annual, perennial and woody brush tables. GF-887A may be applied using either aerial or ground spray equipment. For ground applications, apply GF-887A in 10 to 20 gallons of water per acre. For aerial applications, apply GF-887A in 3 to 10 gallons of water per acre.

Apply after pods have set and lost all green color. Allow a minimum of 7 days between application and harvest of soybeans. Care should be taken to avoid excessive seed shatter loss due to ground application equipment.

**Precautions and Restrictions:** Do not graze or harvest treated crop for livestock feed within 25 days of last preharvest application. **Do not apply more than 4 quarts per acre of GF-887A for preharvest applications. Do not apply more than 1.5 pints per acre of GF-887A by air.** Do not apply to soybeans grown for seed as a reduction in germination or vigor may occur.

### Selective equipment

**Specific Use Recommendations:** GF-887A may be applied through recirculating sprayers, shielded applicators, hooded sprayers, wiper applicators or sponge bars in soybeans. Allow at least 7 days between application and harvest.

**Precautions and Restrictions:** See the "Selective Equipment" part of the "Application Equipment and Techniques" section of this label for information on proper use and calibration of this equipment.

## Sugarcane

**Types of Applications:** Preplant, preemergence, spot treatment, fallow, hooded sprayers

### Preplant, Preemergence

**Specific Use Recommendations:** GF-887A may be applied in or around sugarcane fields or in fields prior to the emergence of plant cane.

**Precautions and Restrictions:** Do not apply to vegetation in or around ditches, canals or ponds containing water to be used for irrigation.

### Spot treatment

**Specific Use Recommendations:** GF-887A may be applied as a spot treatment in sugarcane. For control of volunteer or diseased sugarcane, make a 3/4 percent solution of GF-887A in water and spray to wet the foliage of vegetation to be controlled. Volunteer or diseased sugarcane should have at least 7 new leaves.

**Precautions and Restrictions:** Avoid spray contact with healthy cane plants since severe damage or destruction may result. Do not feed or graze treated sugarcane foliage following application.

36/108

### Fallow treatments

**Specific Use Recommendations:** GF-887A may be used as a replacement for tillage in fields that are lying fallow between sugarcane crops. GF-887A may also be used to remove the last stubble of ratoon cane. For removal of last stubble of ratoon cane, apply 3 to 3.75 quarts of GF-887A in 10 to 40 gallons of water per acre to new growth having at least 7 new leaves. Allow 7 or more days after application before tillage.

### Hooded sprayers

**Specific Use Recommendations:** GF-887A may be used through hooded sprayers for weed control between the rows of sugarcane. A hooded sprayer is a type of shielded applicator. The spray pattern is completely enclosed on the top and all 4 sides by a hood, thereby shielding the crop from the spray solution.

Minimize the potential for spray particles to escape from under the hood by operating the sprayer at appropriate ground speeds, nozzle pressures and wind speeds. Operation on rough or sloping ground may result in spray particles escaping from the hood.

When applying to sugarcane that is grown on raised beds, ensure that the hood is designed to completely enclose the spray. If necessary, extend the front and rear flaps of the hoods to reach the ground in furrows between the rows.

Equipment must be designed, maintained and operated to prevent the herbicide solution from contacting the crop. Contact of GF-887A in any manner to any vegetation to which treatment is not intended may cause damage. Such damage shall be the sole responsibility of the applicator.

**Precautions and Restrictions:** Do not allow treated weeds to come into contact with the crop. Droplets, mist, foam or splatter of the herbicide solution settling on the crop may result in discoloration, stunting or destruction.

## Sunflowers

**Types of Applications:** Preplant, preemergence

**Specific Use Recommendations:** GF-887A may be applied before, during or after planting sunflowers. Applications must be made prior to emergence of the crop.

A tank mixture with Pendimax 3.3 or Prowl (pendimethalin) may be applied before, during or after planting in conventional tillage systems, into a cover crop, established sod, or in previous crop residue.

**Precautions and Restrictions:** Do not apply more than 1.5 pints (24 fluid ounces) of GF-887A per acre for sunflowers. Make only one preplant or preemergence application per year. Do not feed or graze sunflower forage following application of GF-887A.

## Tree and Vine Crops (General)

**Types of Applications:** General weed control, middles (between rows of trees), strips (in row of trees), selective equipment (except kiwi), perennial grass suppression

**NOTE:** This section gives general directions that apply to all citrus crops, tree fruits, tree nuts and vine crops. See the individual crop sections for instructions, preharvest intervals, precautions and restrictions for specific crops.

37/108

GF-887A may be applied in middles, strips and for general weed control in established citrus groves, tree fruit and tree nut orchards, and vineyards. Apply at rates given in the annual and perennial weed and woody brush tables. Repeat applications may be made up to a maximum of 8 quarts per acre per year. GF-887A may also be used for site preparation prior to transplanting these crops. Allow a minimum of 3 days between application and transplanting. Applications may be made with boom equipment, CDA, shielded sprayers, hand-held and high-volume wands, lances, orchard guns or with wiper applicator equipment, except as directed.

### Middles (between rows)

**Specific Use Recommendations:** GF-887A will control or suppress annual and perennial weeds and ground covers growing between the rows of labeled tree and vine crops. If weeds are under drought stress, irrigate prior to application. Reduced control may result if weeds have been mowed prior to application.

A tank mixture of GF-887A plus Goal 2XL may be used for annual weeds in middles between rows of citrus crops, tree fruits, tree nuts and vine crops. This mixture is recommended when weeds are stressed or growing in dense populations. Application of 12 to 24 fluid ounces per acre of GF-887A plus 3 to 12 oz/A of Goal 2XL will control annual weeds with a maximum height or diameter of 6 inches, including crabgrass, hairy fleabane (*Conyza bonariensis*), common groundsel, junglerice, common lambsquarters, redroot pigweed, London rocket, common ryegrass, shepherd's-purse, annual sowthistle, common cheeseweed (malva), filaree (suppression), horseweed/marestail (*Conyza canadensis*), stinging nettle and common purslane (suppression). Application of 9 to 24 fluid ounces per acre of GF-887A plus 3 to 12 oz/A of Goal 2XL will control common cheeseweed (malva) with a maximum height or diameter of 3 inches.

### Strips (in rows)

**Specific Use Recommendations:** GF-887A may be applied in rows of tree or vine crops and may also be tank mixed with the following herbicide products:

Devrinol 50 DF	Princep Caliber 90
Direx 4L	Simazine 4L
Goal 2XL	Simazine 80w
Karmex DF	Sim-Trol 4L
Krovar I	Solicam DF
Krovar II	Surflan* A.S.
Pendimax 3.3 (pendimethalin)	

Do not apply these tank mixtures in Puerto Rico.

Refer to the individual product labels for specific crops, rates, geographic restrictions and precautionary statements.

Apply 12 fluid ounces to 7.5 pints of GF-887A per acre in these tank mixtures. Use rates at the higher end of the recommended rate range when weeds are stressed, growing in dense populations or are greater than 12 inches tall.

### Perennial grass suppression

GF-887A will suppress perennial grasses such as bahiagrass, bermudagrass, tall fescue, orchardgrass, Kentucky bluegrass, and quackgrass that are grown as ground covers in tree and vine crops.

For suppression of tall fescue, fine fescue, orchardgrass and quackgrass, apply 6 fluid ounces of GF-887A in 10 to 20 gallons of water per acre.

38/08

For suppression of Kentucky bluegrass covers, apply 4.5 fluid ounces of GF-887A per acre. Do not add ammonium sulfate.

For best results, mow cool season grass covers in the spring to even their height and apply GF-887A 3 to 4 days after mowing.

For suppression of vegetative growth and seedhead inhibition of bahiagrass for approximately 45 days, apply 4.5 fluid ounces of GF-887A in 10 to 25 gallons of water per acre. Apply 1 to 2 weeks after full green-up or after mowing to a uniform height of 3 to 4 inches. This application must be made prior to seedhead emergence.

For suppression up to 120 days, apply 3 fluid ounces of GF-887A per acre, followed by an application of 1.5 to 3 fluid ounces per acre about 45 days later. Make no more than 2 applications per year.

For burndown of bermudagrass, apply 1.5 to 3 pints of GF-887A in 3 to 20 gallons of water per acre. Use this treatment only if reduction of the bermudagrass stand can be tolerated. When burndown is required prior to harvest, allow at least 21 days to ensure sufficient time for burndown to occur.

For suppression of bermudagrass, apply 4.5 to 12 fluid ounces of GF-887A per acre east of the Rocky Mountains and 12 fluid ounces of GF-887A per acre west of the Rocky Mountains. Apply in a total spray volume of 3 to 20 gallons per acre, no sooner than 1 to 2 weeks after full green-up. If the bermudagrass is mowed prior to application, maintain a minimum of 3 inches in height. Sequential applications may be made when regrowth occurs and bermudagrass injury and stand reduction can be tolerated. East of the Rocky Mountains, rates of 4.5 to 7.5 fluid ounces per acre should be used in shaded conditions or where a lesser degree of suppression is desired.

#### **Selective equipment**

Shielded and wiper applicators may be used in tree crops and grapes. Refer to the individual crop sections for time interval between application and harvest.

**General Precautions/Restrictions:** For citron and olive, apply as a post-directed spray only.

**Extreme care must be exercised to avoid contact of herbicide solution, spray, drift or mist with foliage or green bark of trunk, branches, suckers, fruit or other parts of trees and vines. Contact of GF-887A with other than matured brown bark can result in serious crop damage.**

**Avoid painting cut stumps with GF-887A as injury resulting from root grafting may occur in adjacent trees.**

#### **Tree Fruits**

**Labeled Crops:** Apple, apricot, cherry (sweet, sour), crabapple, loquat, mayhaw, nectarine, olive, peach, pear, plum/prune (all), quince

**Types of Applications:** General weed control, middles (between rows of trees), strips (in row of trees), selective equipment

**NOTE:** For general use directions, see the "Tree, Nut and Vine (General)" section. The following directions are specific to tree fruits.

39/08

**Restrictions on application equipment**

For cherries, any application equipment listed in this section may be used in all states.

Any application equipment listed in this section may be used in apricots, nectarines, peaches and plums/prunes growing in Arizona, California, Colorado, Idaho, Kansas, Kentucky, New Jersey, North Dakota, Oklahoma, Oregon, Texas, Utah and Washington, except for peaches grown in the states specified in the following paragraph. In all other states use wiper equipment only.

For **peaches** grown in Alabama, Arkansas, Florida, Georgia, Louisiana, Mississippi, North Carolina, South Carolina and Tennessee only, apply with a shielded boom sprayer or shielded wiper applicator, which prevents any contact of GF-887A with the foliage or bark of trees. Apply no later than 90 days after first bloom. Applications made after this time may result in severe damage. Remove suckers and low hanging limbs at least 10 days prior to application. Avoid applications near trees with recent pruning wounds or other mechanical injury. Apply only near trees that have been planted in the orchard for 2 or more years. **Extreme care must be taken to ensure no part of the peach tree is contacted.**

**Precautions and Restrictions:** Allow a minimum of 1 day between last application and harvest for apple, crabapple, loquat, mayhaw, pear, quince.

Allow a minimum of 17 days between last application and harvest for apricot, cherry, nectarine, olive, peach, plum/prune.

**Tree Nuts**

**Labeled Crops:** Almond, beechnut, brazil nut, butternut, cashew, chestnut, chinquapin, filbert (hazelnut), hickory nut, macadamia, pecan, pistachio, walnut (black, English)

**Types of Applications:** General weed control, middles (between rows of trees), strips (in row of trees), selective equipment

**NOTE:** For general use directions, see the "tree, Nut and Vine (General)" section. The following directions are specific to tree nuts.

**Precautions and Restrictions:** Allow a minimum of 3 days between last application and harvest of tree nuts.

**Tropical Crops**

**Labeled Crops:** Atemoya, avocado, banana, Barbados cherry (acerola), breadfruit, canistel, carambola, cherimoya, cocoa beans, coconuts, coffee, dates, durian, figs, guava, jaboticaba, jackfruit, longan, lychee, mango, mangosteen, marmaladebox (genip), papaya, passion fruit, persimmon, pineapple, plantain, pomegranate, rambutan, sapodilla, sapote (black, mamey, white), soursop, sugar apple, tamarind, tea.

**Specific Use Recommendations:** GF-887A may be applied for general weed control or for site preparation prior to transplanting crops listed in this section. In coffee and banana, delay applications 3 months after transplanting to allow the new coffee or banana plant to become established.

**Precautions and Restrictions:** Allow a minimum of 14 days between last application and harvest of acerola, atemoya, avocado, breadfruit, canistel, carambola, cherimoya, cocoa beans, coconuts, dates, figs, genip, jaboticaba, jackfruit, longan, lychee, mango, mayhaw, passion fruit, persimmon, pomegranate, sapodilla, sapote, soursop, sugar apple, tamarind, and tea.

Allow a minimum of 28 days between last application and harvest of coffee.

40/128

Allow a minimum of 1 day between last application and harvest of banana, guava papaya, and plantain.

Do not feed or graze treated pineapple forage following application.

## Vegetable Crops

**Labeled Crops:** Amaranth, arrugula, artichoke (Jerusalem), beans (all), beet greens, garden beets, broccoli (all), brussels sprouts, cabbage (all), cabbage (Chinese), cantaloupe, cardoon, cavalo broccolo, carrot, cauliflower, casaba melon, celery, celery (Chinese), celeriac, celtuce, chard (Swiss), chayote, chervil, chick peas, chicory, chrysanthemum, collards, corn salad, creshaw melon, cress, cucumber, dandelion, dock (sorrel), eggplant, endive, fennel (florencia), garlic, gherkin, ginseng, gourds, ground cherry, guar, honeydew melon, honey ball melon, horseradish, kale, kohlrabi, leek, lentils, lettuce, mango melon, melons (all), mizuna, muskmelon, mustard greens, okra, onion, oriental radish, parsley, parsnips, peas (all), pepinos, pepper (all), Persian melon, potato (Irish), pumpkin, purslane, radish, rape greens, rhubarb, rutabaga, salsify, shallot, spinach (all), mustard spinach, squash (summer, winter), sugar beets, sweet potato, tomatillo, tomato, turnip, watercress, watermelon, yams.

**Specific Use Recommendations:** GF-887A may be applied prior to the emergence of direct seeded vegetables or prior to transplanting vegetables.

**Precautions and Restrictions:** When applying GF-887A prior to transplanting crops into plastic mulch, care must be taken to remove residues of GF-887A, which could cause crop injury, from the plastic prior to transplanting. Residues can be removed by a single 0.5-inch application of water, either by natural rainfall or sprinkler system. Applications made at emergence will result in injury or death to emerged seedlings.

For the following crops, apply only prior to planting. Allow at least 3 days between application and planting of cantaloupe, casaba melon, creshaw melon, cucumber, eggplant, gherkin, gourds, ground cherry, honeydew melon, honey ball melon, mango melon, melons (all), muskmelon, pepper (all), Persian melon, pumpkin, squash (summer, winter), tomatillo, watercress, and watermelon.

Wiper applicators may be used in rutabagas. Allow at least 14 days between application and harvest.

## Vine Crops

**Labeled Crops:** Grapes (raisin, table, wine), kiwi fruit

**Types of Applications:** General weed control, middles (between rows), strips (in row), selective equipment

**NOTE:** For general use directions, see the "Tree, Nut and Vine (General)" section. The following directions are specific to vine crops.

Applications should not be made when green shoots, canes or foliage are in the spray zone.

In the northeast and Great Lakes regions, applications must be made prior to the end of bloom stage of grapes to avoid injury, or make applications with shielded sprayers or wiper equipment.

**Precautions and Restrictions:** Allow a minimum of 14 days between last application and harvest.



4/1/08

## **Roundup Ready® Crops**

The following instructions include all applications that can be made onto Roundup Ready® crops during the complete cropping season. Do NOT combine these instructions with other recommendations made for crop varieties that do not contain the Roundup Ready gene, in the "CROPS (ALPHABETICAL)" section of this label.

**GF-887A is recommended for postemergence application only on crop varieties designated as containing the Roundup Ready gene.**

- Applying GF-887A to crop varieties which are not designated as Roundup Ready will result in severe crop injury and yield loss. Avoid contact with foliage, green stems, or fruit of crops, or any desirable plants that do not contain the Roundup Ready gene, since severe injury or destruction will result.
- Roundup Ready crop varieties must be purchased from an authorized seed supplier. Crop safety and weed control performance is not warranted when GF-887A is used in conjunction with "brown bag" or seed saved from previous year's crop production and replanted.
- The Roundup Ready designation indicates that the crop variety contains a patented gene that provides tolerance to glyphosate herbicides. Information on Roundup Ready crop varieties may be obtained from your seed supplier.

**ATTENTION:** Avoid drift. Extreme care must be used when applying this product to prevent injury to desirable plants and crops, which do not contain the Roundup Ready gene.

See "General Information" and "Application Instructions" sections of this label for essential use directions and restrictions for the application of this product.

**Thoroughly clean the spray tank and all lines and filters to eliminate potential contamination from other herbicides prior to mixing and applying GF-887A.**

**Note:** The following recommendations are based on a clean start at planting by using a burn-down application or tillage to control existing weeds before crop emergence. In no-till and stale seedbed systems, a preplant burn-down treatment of 16-64 fluid ounces per acre of this product is recommended to control existing weeds prior to crop emergence.

There are no rotational crop restrictions following the application of this product.

### **Corn with the Roundup Ready® Gene**

This product may be applied postemergence to Roundup Ready corn from emergence through the V8 stage (8 leaves with collars) or until corn height reaches 30 inches, whichever comes first. Single in-crop applications of GF-887A are not to exceed 24 fluid ounces per acre. Sequential in-crop applications of GF-887A from emergence through the V8 stage or 30 inches must not exceed 1.5 quarts per acre per growing season.

#### **Maximum Yearly Rates Allowed**

**Preplant:** Maximum amount of GF-887A which can be applied prior to crop emergence is 3.75 quarts per acre.

**In-crop:** Maximum combined total of multiple in-crop applications from emergence through the V8 stage or 30 inches is 1.5 quarts per acre.

42/108

**Preharvest:** Maximum amount of GF-887A that can be applied after maximum kernel fill is complete and the crop is physiologically mature (black layer formation) until 7 days before harvest is 24 fluid ounces per acre.

**Cropping Season:** Combined total per year for all applications may not exceed 6 quarts per acre.

When applied as directed, GF-887A controls labeled annual grass and broadleaf weeds in Roundup Ready corn. Many perennial grasses and broadleaf weeds will be controlled or suppressed with one or more application of GF-887A. Applications should be made to actively growing weeds before they reach the maximum size listed in the "Weeds Controlled" section of the label booklet for GF-887A herbicide.

The addition of 1 to 2 percent dry ammonium sulfate by weight or 8.5 to 17 pounds per 100 gallons of water may increase the performance of GF-887A under hard water conditions, drought conditions or when tank mixed with Bullet, Micro-Tech or Partner Herbicides. Refer to the "Mixing" section of the label booklet for proper use instructions. Ensure that ammonium sulfate is completely dissolved in the spray tank before adding herbicides. Thoroughly rinse the spray system with clean water after use to reduce corrosion. The addition of other additives, including fertilizers and micronutrients are not recommended with GF-887A since this may result in increased potential for crop injury.

Allow a minimum of 50 days between application of GF-887A and harvest of corn forage and 7 days between application and harvest of corn grain. Allow a minimum of 10 days between in-crop applications of GF-887A. **In California, do not graze, harvest or feed corn forage or silage following sequential in-crop applications of GF-887A on Roundup Ready corn.** There are no rotational crop restrictions following applications of GF-887A.

**ATTENTION: Avoid drift. Extreme care must be used when applying this product to prevent injury to desirable plants and crops that do not contain the Roundup Ready gene.**

**Thoroughly clean the spray tank and all lines and filters to eliminate potential contamination from other herbicides prior to mixing and applying this product.**

**For ground applications:** Use the recommended rates of GF-887A in 5 to 20 gallons of spray solution per acre as a broadcast spray. Carefully select correct nozzles and spray pressure to avoid spraying a fine mist. Check for even distribution of spray droplets.

**For aerial applications:** Use the recommended rates of GF-887A in 3 to 15 gallons of spray solution per acre. Do not exceed 24 fluid ounces per acre. See the "Annual and Perennial Weeds Rate Tables" in this label. **Avoid drift - do not apply during inversion conditions, when winds are gusty or under any other conditions that favor drift. Drift may cause damage to any vegetation contacted to which treatment is not intended. To prevent injury to adjacent vegetation, appropriate buffer zones must be maintained.**

## **Weed Control Recommendations**

Apply 18 to 24 fluid ounces of GF-887A herbicide per acre for control of labeled grasses and broadleaf weeds in conventional and no-till corn production systems. Refer to the "Annual Weeds Rate Table" for rate recommendations for specific annual weeds. GF-887A herbicide applied at up to 24 fluid ounces per acre will control or suppress the growth of perennial weeds such as: bermudagrass, Canada thistle, common milkweed, field bindweed, hemp dogbane, horsenettle, nutsedge, quackgrass, rhizome johnsongrass, redvine, trumpetcreeper, swamp smartweed, and wirestem muhly. For additional information on perennial weeds, see the "Perennial Weeds Rate Table" .

## **Preemergence followed by Postemergence Weed Control Program**

This product may be applied postemergence in-crop following any labeled preemergence herbicide application. The post application of GF-887A should be made before the weeds reach a height and/or

4/3/08

density that the weeds become competitive with the crop. A single in-crop application of GF-887A at the recommended rate will provide control of emerged weeds listed on this label. This product may be applied postemergence to Roundup Ready corn from emergence through the V8 stage (8 leaves with collars) or until corn height reaches 30 inches (free standing), whichever comes first.

#### Postemergence Only Weed Control Program

This product may be applied alone as a postemergence in-crop application to provide control of emerged weeds listed on the label. The postemergence application of GF-887A should be made before the weeds reach a height and/or density that the weeds become competitive with the crop. If new flushes of weeds occur, a sequential application of GF-887A at 18 to 24 fluid ounces per acre will control the labeled grasses and broadleaf weeds. This product may be applied postemergence to Roundup Ready corn from emergence through the V8 stage or until corn height reaches 30 inches (free standing), whichever comes first.

This product may be applied in tank mixture with a labeled rate of FulTime, Surpass, Surpass 100, TopNotch, Bicep II, Bicep Lite II Magnum, Bicep II Magnum, Dual II, Dual II Magnum, Frontier, Guardsman, LeadOff, Degree, Degree Xtra, Harness, Harness Xtra, Harness Xtra 5.6L, Hornet, Hornet WDG, Micro-Tech, Bullet, Partner, Permit or Atrazine herbicides. Refer to the specific product label and observe all precautions and limitations on the label for all products used in tank mixtures, including application timing restrictions, soil restrictions, minimum re-cropping interval and rotational guidelines - the more restrictive requirements apply. Tank mixtures with other products may result in increased potential for crop injury and/or weed antagonism. Refer to the table below for height limitation for tank mix partner.

Tank Mix Partner	Maximum Height Of Corn For Application
Bicep II Bicep II Magnum Bicep Lite II Magnum Bullet † Dual II Dual II Magnum Micro-Tech † Partner †	5 inches
Frontier Guardsman LeadOff	8 inches
FulTime Degree Degree Xtra Harness Harness Xtra Harness Xtra 5.6 Surpass EC TopNotch	11 inches
Hornet Hornet WDG	20 inches
Permit	24 inches
Atrazine	12 inches

† Bullet, Micro-Tech and Partner are not registered for use as a postemergence application in Texas.

44/108

## Soybeans with the Roundup Ready® Gene

### Specific Use Directions

This product may be applied postemergence to Roundup Ready soybeans from the cracking stage throughout flowering. Allow a minimum of 14 days between application and harvest of soybeans.

**Note:** Use of this product for in-crop application over Roundup Ready soybeans is not registered in California.

#### Maximum Allowable Application Rates:

- Combined total for all applications 6 quarts per acre
- Preplant, preemergence applications 3.75 quarts per acre
- Total in-crop applications from cracking throughout flowering 2.25 quarts per acre
- Maximum preharvest application rate 24 fluid ounces per acre

When applied as directed, GF-887A will control labeled annual grasses and broadleaf weeds in Roundup Ready soybeans. Many perennial grasses and broadleaf weeds will be controlled or suppressed with one or more applications of GF-887A.

**Precautions and Restrictions:** The combined total application from crop emergence through harvest must not exceed 2.25 quarts per acre. The maximum rate for any single in-crop application is 1.5 quarts per acre. The maximum combined total of this product that can be applied during flowering is 1.5 quarts per acre. Allow a minimum of 14 days between final application and harvest of soybeans.

**For ground applications:** Use the recommended rates of GF-887A in 5 to 20 gallons of spray solution per acre as a broadcast spray. Carefully select proper nozzle and spray pressure to avoid spraying a fine mist. For best results with ground application equipment, use nozzles that provide a flat fan pattern. Check for even distribution of spray droplets.

**For aerial applications:** Use the recommended rates of GF-887A in 3 to 15 gallons of spray solution per acre. Do not exceed 1.5 pints of GF-887A per acre. **Do not apply during low level inversion conditions, when winds are gusty or under any other conditions that favor drift. Drift may cause damage to any vegetation contacted to which treatment is not intended. Maintain appropriate buffer zones to prevent injury to adjacent desirable vegetation.**

#### Annual Weed Rate Tables

The following rate recommendations will provide control of labeled grasses and broadleaf weeds in conventional and no-till soybean production systems. Refer to the "Annual Weeds Rate Tables" section for rate recommendations for specific annual weeds.

Dow AgroSciences will not warrant crop safety or weed control when Roundup Ready soybeans are treated with herbicides not specified on this supplemental label. Because of the potential for; 1) crop injury, 2) poor weed control from antagonism, and/or 3) rotational crop restrictions, herbicides not specified on this supplemental label should not be used, whether applied preemergence or applied postemergence as a tank mixture with GF-887A herbicide.

Up to 48 fluid ounces per acre of GF-887A may be used in any single application for control of annual weeds, where heavy weed densities exist.

#### Midwest/ Mid-Atlantic Recommendations

4/5/08

**Narrow row or drilled soybeans:** A single in-crop application of GF-887A will provide effective control of labeled weeds. For best results, an initial application of 24 fluid ounces per acre (fluid ounces per acre), on 4-8" weeds is recommended. Weeds will generally be 4 - 8" tall 3 to 5 weeks after planting. If the initial application is delayed and weeds are 8-18" tall, use 36 fluid ounces per acre for best results.

Under adverse growing conditions such as drought, hail, wind damage or a poor soybean stand that slows or delays canopy closure, a sequential application of GF-887A at 18 to 24 fluid ounces per acre may be necessary to control late flushes of weeds. The combined total application in-crop must not exceed 72 fluid ounces per acre.

**Wide row soybeans:** An in-crop application of GF-887A will provide effective control of the initial stand of labeled weeds. For best results, an initial application of 24 fluid ounces per acre (fluid ounces per acre), on 4-8" weeds is recommended. Weeds will generally be 4-8" tall 3 to 5 weeks after planting. If new flushes of weeds occur, they can be controlled by sequential applications of GF-887A.

#### Initial Treatment, and Sequential Applications (if Needed)

Weed Height (inches)	Rate (fl oz/acre)
1 - 3	18
4 - 8	24
8 - 18	36

**Giant ragweed:** Apply 24 fluid ounces per acre when the weed is 8-12" tall to avoid the need for sequential application.

**Black nightshade, Pennsylvania smartweed, velvetleaf and waterhemp.** Apply 24 fluid ounces per acre to weeds 3-6 inches tall and 36 fluid ounces when weeds are up to 12 inches tall. For morningglory species, apply 24 fluid ounces when weeds are up to 4 inches tall, and 36 fluid ounces when weeds are up to 6 inches tall.

Some weeds, such as black nightshade, woolly cupgrass, shattercane, wild proso millet, burcumber, and giant ragweed, with multiple germination times may require a sequential application of GF-887A. Suppressed or stunted weeds may also require sequential applications. Sequential applications should be made after some regrowth has occurred. Use a minimum of 18 fluid ounces of GF-887A per acre for sequential applications. The combined total of all in-crop postemergence treatments must not exceed 72 fluid ounces per acre.

#### Southeast Recommendations

**Narrow row, drilled, or wide-row soybeans:** An in-crop application of GF-887A will provide effective control of the initial stand of labeled weeds. For best results, an initial application of 24 fluid ounces per acre on 3-6" weeds is recommended. Weeds will generally be 3-6" tall 2 to 3 weeks after planting.

#### Initial Treatment

Weed Height (inches)	Rate (fl oz/acre)
3 - 6	24
6 - 12	36

Under adverse growing conditions such as drought, hail, wind damage or a poor soybean stand that slows or delays canopy closure, a sequential application of GF-887A at 12 to 24 fluid ounces per acre may be necessary to control late flushes of weeds.

4/6/108

**Sequential Application (if needed)<sup>†</sup>**

Weed Height (Inches)	Rate (fl oz/acre)
2 - 3	12
3 - 6	18
6 - 12	24

**Florida pusley, hemp sesbania and spurred anoda:** Apply 24 fluid ounces per acre to weeds 2-4" for the initial application. Apply 24 oz/acre when these weeds are 3-6" tall if a sequential application is necessary.

**Morningglory, black nightshade, groundcherry, and Pennsylvania smartweed:** Apply 18 fluid ounces per acre on 1-3" weeds, 24 fluid ounces per acre on 3-6" weeds, or 36 fluid ounces per acre on 6-12" weeds for the initial application.

Some weeds, such as black nightshade, broadleaf signalgrass, Texas panicum, burcumber, and sicklepod, with multiple germination times may require a sequential application of GF-887A. Suppressed or stunted weeds may also require sequential applications. Sequential applications should be made after some regrowth has occurred. Use a minimum of 16 fluid ounces of GF-887A per acre for sequential applications. The combined total of all in-crop postemergence treatments must not exceed 72 fluid ounces per acre.

**Delta/Mid-South Recommendations**

**Narrow row, drilled, or wide row soybeans:** An in-crop application of GF-887A will provide effective control of the initial stand of labeled weeds. A sequential application will be required to control new flushes of weeds. For best results, an initial application of 24 fluid ounces per acre (fluid ounces per acre), on 2-4" weeds is recommended. Weeds will generally be 2-4" tall 2 to 3 weeks after planting.

**Initial Treatment**

Weed Height (Inches)	Rate (fl oz/acre)
2 - 4	24
5 - 12	36

**Sequential Application (if needed)<sup>†</sup>**

Weed Height (Inches)	Rate (fl oz/acre)
2 - 3	12
3 - 6	18
6 - 12	24

**Hemp sesbania and spurred anoda:** Apply a sequential treatment of 24 fluid ounces per acre on 3-6" weeds if necessary

Some weeds, such as black nightshade, broadleaf signalgrass, Texas panicum, burcumber, and sicklepod, with multiple germination times may require a sequential application of GF-887A. Suppressed or stunted weeds may also require sequential applications. Sequential applications should be made after some regrowth has occurred. Use a minimum of 12 fluid ounces of GF-887A per acre for sequential applications. The combined total of all in-crop postemergence treatments must not exceed 72 fluid ounces per acre.

4/7/08

### Perennial Weeds Rate Recommendations

A rate of 24 to 48 fluid ounces per acre (single or multiple applications) of GF-887A will control or suppress perennial weeds such as: bermudagrass, Canada thistle, common milkweed, field bindweed, hemp dogbane, horsenettle, maretail (horseweed), nutsedge, quackgrass, rhizome johnsongrass, redvine, trumpetcreeper, swamp smartweed, and wirestem muhly.

For best results, allow perennial weed species to reach a height of at least 6" before spraying. For additional information on perennial weeds, see the "Perennial Weeds Rate Table" section. For some perennial species, repeat application may be required to eliminate crop competition throughout the growing season.

---

### Farmsteads

---

**Labeled Use Sites:** GF-887A may be used in farmsteads (including building foundations, along and in fences, dry ditches, dry canals, along ditchbanks, farm roads, shelterbelts, prior to landscape plantings and equipment storage areas).

**Types of Applications:** General nonselective weed control, trim-and-edge, chemical mowing, cut stumps, and habitat management.

### General nonselective weed control, Trim-and-edge

GF-887A may be tank mixed with the following herbicide products. Refer to these product labels for labeled application sites and application rates. For annual weeds, use 1.5 pints per acre of GF-887A when weeds are less than 6 inches tall and 2.25 pints per acre when weeds are greater than 6 inches tall. For perennial weeds, apply 3 to 7.5 pints per acre in these tank mixes. For tank mixtures of GF-887A with these products through backpack sprayers, handguns or other high-volume spray-to-wet applications, see the "Hand-Held and High Volume Equipment" section of this label for recommended rates.

Arsenal	Plateau
Banvel (dicamba) †	Princep DF
Barricade 65WG	Princep Liquid
diuron †	Ronstar 50W
Endurance	Sahara
Escort	simazine †
Karmex DF	Surflan*
Krovar I DF	Telar
Oust	Vanquish
Pendulum 3.3 EC	2,4-D †
Pendulum WDG	

† GF-887A may be tank mixed with this product provided the label includes use on non-cropland areas (farmsteads).

Tank mixtures of GF-887A with Banvel and 2,4-D may not be applied by air in California.

### Chemical mowing

**Perennials:** GF-887A will suppress perennial grasses listed in this section to serve as a substitute for mowing. Apply GF-887A at a rate of 4.5 to 6 fluid ounces per acre. Use 8 fluid ounces of GF-887A per acre when treating tall fescue, fine fescue, orchardgrass or quackgrass covers. Use 4.5 fluid ounces of GF-887A per acre when treating Kentucky bluegrass. Apply treatments in 10 to 40 gallons of spray

4/8/108

solution per acre. Chemical mowing applications may be made along farm ditches and other parts of farmsteads.

**Precautions and Restrictions:** Use only in areas where some temporary injury or discoloration of perennial grasses can be tolerated.

## Habitat Management

**Types of Uses:** Habitat restoration and maintenance, wildlife food plots

### Habitat restoration and maintenance

**Specific Use Recommendations:** GF-887A may be used to control exotic and other undesirable vegetation in habitat management areas. Applications can be made to allow recovery of native plant species, prior to planting desirable native species, and for similar broad-spectrum vegetation control requirements. Spot treatments can be made to selectively remove unwanted plants for habitat maintenance and enhancement. The tank mixtures listed in this section of the label (Farmsteads) may be used for habitat restoration and maintenance.

### Wildlife food plots

**Specific Use Recommendations:** GF-887A may be used as a site preparation treatment to control annual and perennial weeds prior to planting wildlife food plots. Any wildlife food species may be planted after applying GF-887A, or native species may be allowed to repopulate the area. If tillage is needed to prepare a seedbed, wait 7 days after application before tillage.

---

## Annual Weeds Rate Tables (Alphabetically By Species)

---

Water carrier volumes of 3 to 10 gallons per acre for ground applications and 3 to 5 gallons per acre for aerial applications are recommended.

Apply to actively growing annual weeds.

Do not tank mix with soil residual herbicides when using these rates unless otherwise specified.

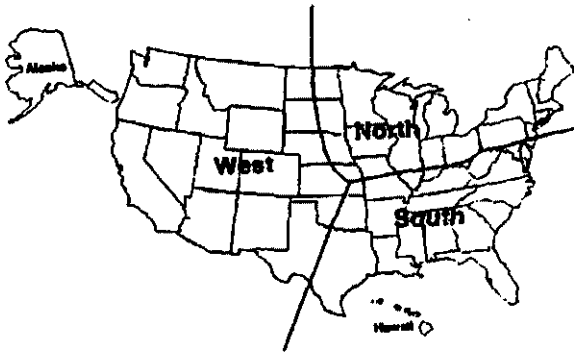
For weeds that have been mowed, grazed or cut, allow regrowth to occur prior to treatment.

For those rates less than 36 fluid ounces per acre, GF-887A may be used up to 36 fluid ounces per acre where heavy weed densities exist.

Refer to this map for location of the regions listed in the annual weed tables below.



49/108



Annual Weeds Rate Table

Weed Species	Rate of GF-887A (Fluid Ounces Per Acre)				
	12	18	24	30	36
	Maximum Height/Length				
annoda, spurred	-	2"	3"	5"	8"
barley	18"	18"+	-	-	-
barnyardgrass	-	3"	6"	7"	9"
bassia, fivehook	-	-	6"	-	-
bittercress	12"	20"	-	-	-
bluegrass, annual	10"	-	-	-	-
bluegrass bulbous	6"	-	-	-	-
brome, downy <sup>1,2</sup>	6"	12"	-	-	-
brome, Japanese	6"	12"	24"	-	-
browntop panicum	6"	8"	12"	-	24"
buckwheat, wild <sup>3</sup>	-	1"	2"	-	-
burcucumber	6"	12"	18"	-	-
buttercup	12"	20"	-	-	-
Carolina foxtail	10"	-	-	-	-
Carolina geranium	-	-	4"	-	9"
carpetweed	-	6"	12"	-	-
cheat <sup>2</sup>	6"	20"	-	-	-
chervil	20"	-	-	-	-
chickweed	-	12"	18"	-	-
cocklebur	12"	18"	24"	-	36"
copperleaf, hophornbeam	-	2"	4"	-	6"
copperleaf, Virginia	-	2"	4"	-	6"
corn	6"	12"	20"	-	-
corn speedwell	12"	-	-	-	-
crabgrass	6"	12"	18"	-	-
cutleaf evening primrose	-	-	3"	-	6"
devilsclaw (unicorn plant)	-	3"	6"	-	-
dwarf dandelion	12"	-	-	-	-
eastern mannagrass	8"	12"	-	-	-
eclipta	-	4"	8"	12"	-
fall panicum	4"	6"	8"	12"	24"
false dandelion	-	20"	-	-	-
false flax, smallseed	12"	-	-	-	-

50/108

fiddleneck	-	6"	12"	-	-
field pennycress	6"	12"	-	-	-
filaree	-	-	6"	-	12"
fleabane, annual	6"	20"	-	-	-
fleabane, hairy ( <i>conyza bonariensis</i> )	-	-	6"	-	10"
fleabane, rough	3"	6"	12"	-	-
Florida pusley	-	-	4"	-	6"
foxtail	6"	12"	20"	-	-
goatgrass, jointed	6"	12"	-	-	-
goosegrass	3"	5"	8"	-	18"
grain sorghum (milo)	6"	12"	20"	-	-
groundsel, common	-	6"	10"	-	-
hemp sesbania	-	2"	4"	6"	8"
henbit	-	-	6"	-	20"
horseweed/marestail ( <i>conyza canadensis</i> )	6"	12"	18"	-	-
itchgrass	6"	12"	18"	-	-
jimsonweed	-	-	12"	-	18"
johnsongrass (seedling)	-	12"	18"	-	24"
junglerice	-	3"	6"	7"	9"
knotweed	3"	8"	12"	-	20"
kochia <sup>4</sup>	-	3-6"	12"	-	-
lambsquarters	6"	8"	12"	-	20"
little barley	12"	-	-	-	-
London rocket	6"	-	24"	-	-
mayweed	-	2"	6"	12"	18"
morningglory ( <i>ipomoea spp.</i> )	-	2"	3"	4"	6"
mustard, blue	6"	12"	18"	-	-
mustard, tansy	6"	12"	18"	-	-
mustard, tumble	6"	12"	18"	-	-
mustard, wild	6"	12"	18"	-	-
nightshade, black	-	4"	8"	-	-
nightshade, hairy	-	4"	8"	-	-
oats	-	6"	20"	-	-
pigweed species	-	12"	18"	24"	-
prickly lettuce	-	6"	12"	-	-
purslane	-	6"	8"	-	12"
ragweed, common	-	6"	12"	-	18"
ragweed, giant	-	4"	9"	-	18"
red rice	-	-	4"	-	-
Russian thistle	-	6"	12"	-	-
rye, cereal <sup>2</sup>	6"	18"	18+"	-	-
ryegrass	-	-	6"	-	12"
sandbur, field	6"	12"	-	-	-
shattercane	12"	18"	-	-	-
shepherd's-purse	6"	12"	-	-	-
sicklepod	-	2"	4"	-	8"
signalgrass, broadleaf	-	3"	6"	7"	9"
smartweed, ladysthumb	-	-	6"	-	9"
smartweed, pennsylvania	-	-	6"	-	9"
sowthistle, annual	-	-	6"	-	12"
spanishneedles	-	-	8"	-	18"

5/1/08

speedwell, purslane	12"	-	-	-	-
sprangletop	6"	12"	20"	-	-
spurge, prostrate	-	6"	12"	-	-
spurge, spotted	-	6"	12"	-	-
spurry, umbrella	6"	-	-	-	-
stinkgrass	-	12"	-	-	-
sunflower	12"	18"	-	-	-
teaweed/ prickly sida	-	2"	4"	-	6"
Texas panicum	6"	8"	12"	-	24"
velvetleaf	-	3"	6"	-	12"
Virginia pepperweed	-	18"	-	-	-
waterhemp	-	3"	6"	-	12"
wheat <sup>2</sup>	6"	12"	18"	-	-
wheat (over-wintered)	-	6"	12"	18+"	-
wild oats	6"	20"	-	-	-
wild proso millet	-	6"	12"	-	18"
witchgrass	-	12"	-	-	-
woolly cupgrass	-	6"	12"	-	-
yellow rocket	-	12"	20"	-	-

<sup>1</sup> For control of downy brome in no-till systems, use 18 fluid ounces per acre.

<sup>2</sup> Performance is better if application is made before this weed reaches the boot stage of growth.

<sup>3</sup> Use 18 fluid ounces per acre of this product to control wild buckwheat in the cotyledon to 2-leaf stage. Use 24 fluid ounces per acre to control wild buckwheat at the 2 to 4 leaf stage. For improved control of wild buckwheat over 2 inches in size, use sequential treatments of 24 fluid ounces followed by 24 fluid ounces of this product per acre.

<sup>4</sup> Do not treat kochia in the button stage.

### Annual Weeds--Water Carrier Volumes of 10 to 40 Gallons per Acre

Apply 1.5 to 2.25 pints of GF-887A per acre. Use 1.5 pints per acre if weeds are less than 6 inches tall and 2.25 pints per acre if weeds are over 6 inches tall. These rates will provide control of weeds listed in the annual weed control tables when water carrier volumes are 10 to 40 gallons per acre for ground applications.

### Annual Weeds -- Tank Mixtures with 2,4-D, Dicamba or Tordon 22K

Application of 9 to 12 fluid ounces of this product plus 0.25 pound a.i. of dicamba or 0.5 pound a.i. of 2,4-D or 1 to 2 ounces of Tordon 22K per acre will control the following weeds with the maximum height or length indicated: 6" -- prickly lettuce, maretail/horseweed (*Conyza canadensis*), morningglory (*Ipomoea spp.*), kochia (dicamba only); wild buckwheat (Tordon 22K only); 12" -- cocklebur, lambsquarters, pigweed, Russian thistle.

Application of 12 fluid ounces of GF-887A plus 0.5 pound a.i. of 2,4-D per acre will control the following weeds when they are a maximum height or length of 6 inches: common ragweed, giant ragweed, Pennsylvania smartweed, and velvetleaf.

Application of 9 fluid ounces of GF-887A plus 0.25 pound a.i. of dicamba or 0.5 pound a.i. of 2,4-D per acre will control foxtail up to 18".

Refer to the specific product labels for crop rotation restrictions and cautionary statements of all products used in tank mixtures. Some crop injury may occur if dicamba or Tordon 22K is applied within 45 days of planting.

5/1/08

**Do not apply tank mixtures of GF-887A with Banvel (dicamba), Tordon 22K or 2,4-D by air in California.**

### **Annual Weeds-Tank Mixtures with Atrazine or Bladex for Fallow and Reduced Tillage Systems**

For use only in Colorado, Kansas, Nebraska, Oklahoma, Oregon, South Dakota, and Washington. In Oregon and Washington, do not exceed 1 pound atrazine per acre.

Application of 12 ounces of this product plus 1 to 2 pounds of atrazine or 2.4 to 4 pounds of cyanazine per acre will control the following weeds: barnyardgrass (barnyardgrass requires 20 ounces of GF-887A for control), downy brome, green foxtail, lambsquarters, prickly lettuce (*Lactuca serriola*), tansy mustard, pigweed, field sandbur (*Cenchrus* spp.), stinkgrass, Russian thistle (*Salsola kali*), volunteer wheat, witchgrass (*Panicum capillare*) and kochia (for Kochia, add 4 fluid ounces of Banvel/dicamba for control).

#### **Perennial Weeds Rate Table (Alphabetically By Species)**

Apply to actively growing perennial weeds.

**Note:** If weeds have been mowed or tilled, do not treat until plants have resumed active growth and have reached the recommended stages.

Repeat treatments may be necessary to control weeds regenerating from underground parts or seed. Repeat treatments must be made prior to crop emergence.

Unless otherwise stated, allow 7 or more days after application before tillage.

Best results are obtained when soil moisture is adequate for active weed growth.

<b>Weed Species</b>	<b>Rate (pt/acre)</b>	<b>Water Volume (gpa)</b>	<b>Hand-Held (% Solution)</b>
<b>Alfalfa</b>	1.5 - 3	3 - 10	1.5%
Make applications after the last hay cutting in the fall. Allow alfalfa to regrow to a height of 6 to 8 inches or more prior to treatment. Applications should be followed with deep tillage at least 7 days after treatment, but before soil freeze-up.			
<b>Alligatorweed</b>	6	3 - 20	1.25%
Partial control. Apply when most of the plants are in bloom. Repeat applications will be required to maintain control.			
<b>Anise (fennel)</b>	--	--	0.75 - 1.5%
Apply as a spray-to-wet treatment. Optimum results are obtained when plants are treated at the bud to full-bloom stage of growth.			
<b>Bahiagrass</b>	4.5 - 7.5	3 - 20	1.5%
Apply when most plants have reached the early head stage.			
<b>Bentgrass</b>	2.25	10 - 20	1.5%
For suppression in grass seed production areas. For ground applications only. Ensure entire crown			

53/108

area has resumed growth prior to a fall application. Bentgrass should have at least 3 inches of growth. Tillage prior to treatment should be avoided. Tillage 7 to 10 days after application is recommended for best results.			
<b>Bermudagrass</b>	<b>4.5 - 7.5</b>	<b>3 - 20</b>	<b>1.5%</b>
For control, apply 7.5 pints of GF-887A per acre. For partial control, apply 4.5 pints per acre. Treat when bermudagrass is actively growing and seedheads are present. Retreatment may be necessary to maintain control.			
<b>Bermudagrass, water (knotgrass)</b>	<b>1.5 - 2.25</b>	<b>5 - 10</b>	<b>1.5%</b>
Apply 2.25 pints of GF-887A in 5 to 10 gallons of water per acre. Apply when water bermudagrass is 12 to 18 inches in length. Allow 7 or more days before tilling, flushing or flooding the field. <b>Fall applications only:</b> Apply 1.5 pints of GF-887A in 5 to 10 gallons of water per acre. Fallow fields should be tilled prior to application. Apply prior to frost on water bermudagrass that is 12 to 18 inches in length. <b>GF-887A is not registered in California for use on water bermudagrass.</b>			
<b>Bindweed, field</b>	<b>0.75 - 7.5</b>	<b>3 - 20</b>	<b>1.5%</b>
Do not treat when weeds are under drought stress as good soil moisture is necessary for active growth. For control, apply 6 to 7.5 pints of GF-887A per acre west of the Mississippi River and 4.5 to 6 pints east of the Mississippi River. Apply when the weeds are at or beyond full bloom. For best results, apply in late summer or fall. Fall treatments must be applied before a killing frost. Also for control, apply 3 pints of GF-887A plus 0.5 pound a.i. of dicamba in 10 to 20 gallons of water per acre. Do not apply by air. For suppression on irrigated agricultural land, apply 1.5 to 3 pints of GF-887A plus 1 pound a.i. of 2,4-D in 10 to 20 gallons of water per acre with ground equipment only. Applications should be made following harvest or in fall fallow ground when the bindweed is actively growing and the majority of runners are 12 inches or more in length. The use of at least one irrigation will promote active bindweed growth. For suppression, apply 12 fluid ounces of GF-887A plus 0.5 pound a.i. of 2,4-D or 0.25 pound a.i. of dicamba in 3 to 10 gallons of water per acre for ground applications and 3 to 5 gallons of water per acre for aerial applications. Apply by air in fallow and reduced tillage systems only. Applications should be delayed until maximum emergence has occurred and when vines are between 6 to 18 inches in length. <b>In California only,</b> apply 1.5 to 7.5 pints of GF-887A per acre. The actual rate needed for suppression or control will vary within this range depending on local conditions. For suppression on irrigated land where annual tillage is performed, apply 1.5 pints of GF-887A in 3 to 10 gallons of water per acre. Apply to bindweed that has reached a length of 12 inches or greater. Allow maximum weed emergence and runner growth. Allow 3 or more days after application before tillage.			
<b>Bluegrass, Kentucky</b>	<b>1.5 - 3</b>	<b>3 - 40</b>	<b>1.5%</b>
Apply 3 pints of GF-887A in 10 to 40 gallons of water per acre when most plants have reached boot-to-early seedhead stage of development. For partial control in pasture or hay crop renovation, apply 1.5 to 2.25 pints of GF-887A in 3 to 10 gallons of water per acre. Apply to actively growing plants when most have reached 4 to 12 inches in height.			
<b>Bluweed, Texas</b>	<b>4.5 - 7.5</b>	<b>3 - 40</b>	<b>1.5%</b>
Apply 6 to 7.5 pints of GF-887A per acre west of the Mississippi River and 4.5 to 6 pints per acre east of the Mississippi River. Apply when plants are at or beyond full bloom. New leaf development			

54/108

indicates active growth. For best results, apply in late summer or fall. Fall treatments must be applied before a killing frost.			
<b>Brackenfern</b>	<b>4.5 - 6</b>	<b>3 - 40</b>	<b>0.75 - 1.5%</b>
Apply to fully expanded fronds, which are at least 18 inches long.			
<b>Bromegrass, smooth</b>	<b>1.5 - 3</b>	<b>3 - 40</b>	<b>1.5%</b>
Apply 3 pints of GF-887A in 10 to 40 gallons of water per acre when most plants have reached boot-to-early seedhead stage of development. For partial control in pasture or hay crop renovation, apply 1.5 to 2.25 pints of GF-887A in 3 to 10 gallons of water per acre. Apply to actively growing plants when most have reached 4 to 12 inches in height.			
<b>Bursage, woolly-leaf</b>	<b>--</b>	<b>3 - 20</b>	<b>1.5%</b>
For control, apply 3 pints of GF-887A plus 0.5 lb a.i. of dicamba per acre. For partial control, apply 1.5 pints of GF-887A plus 0.5 lb a.i. of dicamba per acre. Apply when plants are producing new active growth, which has been initiated by moisture for at least 2 weeks and when plants are at or beyond flowering.			
<b>Canarygrass, reed</b>	<b>3 - 4.5</b>	<b>3 - 40</b>	<b>1.5%</b>
For best results, apply when most plants have reached the boot-to-head stage of growth.			
<b>Cattail</b>	<b>4.5 - 7.5</b>	<b>3 - 40</b>	<b>1.5%</b>
Apply when most plants have reached the early head stage.			
<b>Clover; red, white</b>	<b>4.5 - 7.5</b>	<b>3 - 20</b>	<b>1.5%</b>
Apply when most plants have reached the early bud stage.			
<b>Cogongrass</b>	<b>4.5 - 7.5</b>	<b>10 - 40</b>	<b>1.5%</b>
Apply when cogongrass is at least 18 inches tall in late summer or fall. Due to uneven stages of growth and the dense nature of vegetation preventing good spray coverage, repeat treatments may be necessary to maintain control.			
<b>Dallisgrass</b>	<b>4.5 - 7.5</b>	<b>2 - 20</b>	<b>1.5%</b>
Apply when most plants have reached the early head stage.			
<b>Dandelion</b>	<b>4.5 - 7.5</b>	<b>3 - 40</b>	<b>1.5%</b>
Apply when most plants have reached the early bud stage of growth. Also for control, apply 12 fluid ounces of GF-887A plus 0.5 pound a.i. 2,4-D in 3 to 10 gallons of water per acre.			
<b>Dock, curly</b>	<b>4.5 - 7.5</b>	<b>3 - 40</b>	<b>1.5%</b>
Apply when most plants have reached the early bud stage of growth. Also for control, apply 12 fluid ounces of GF-887A plus 0.5 pound a.i. 2,4-D in 3 to 10 gallons of water per acre.			
<b>Dogbane, hemp</b>	<b>6</b>	<b>3 - 40</b>	<b>1.5%</b>
Apply when most plants have reached the late bud to flower stage of growth. Following crop harvest or mowing, allow weeds to regrow to a mature stage prior to treatment. For best results, apply in late summer or fall. For suppression, apply 12 fluid ounces of GF-887A plus 0.5 pound a.i. of 2,4-D in 3 to 10 gallons of water per acre for ground applications and 3 to 5 gallons of water per acre for aerial applications. Delay applications until maximum emergence of dogbane has occurred.			

55/108

<b>Fescue (Except tall)</b>	<b>4.5 - 7.5</b>	<b>3 - 20</b>	<b>1.5%</b>
Apply when most plants have reached the early head stage.			
<b>Fescue, tall</b>	<b>1.5 - 4.5</b>	<b>3 - 40</b>	<b>1.5%</b>
Apply 4.5 pints of GF-887A per acre when most plants have reached boot-to-early seedhead stage of development.			
Fall applications only: Apply 1.5 pints of GF-887A in 3 to 10 gallons of water per acre. Apply to fescue in the fall when plants have 6 to 12 inches of new growth. A sequential application of 12 fl oz per acre of GF-887A will improve long-term control and control seedlings germinating after fall treatments or the following spring.			
<b>Guineagrass</b>	<b>4.5</b>	<b>3 - 40</b>	<b>0.75%</b>
Apply when most plants have reached at least the 7-leaf stage of growth. Ensure thorough coverage when using hand-held equipment.			
<b>Horsenettle</b>	<b>4.5 - 7.5</b>	<b>3 - 20</b>	<b>1.5%</b>
Apply when most plants have reached the early bud stage.			
<b>Horseradish</b>	<b>6</b>	<b>3 - 40</b>	<b>1.5%</b>
Apply when most plants have reached the late bud to flower stage of growth. For best results, apply in late summer or fall.			
<b>Iceplant</b>	<b>--</b>	<b>--</b>	<b>1.5%</b>
Iceplant should be at or beyond the early bud stage of growth. Thorough coverage is necessary for best control.			
<b>Jerusalem artichoke</b>	<b>4.5 - 7.5</b>	<b>3 - 20</b>	<b>1.5%</b>
Apply when most plants are in the early bud stage.			
<b>Johnsongrass</b>	<b>0.75 - 4.5</b>	<b>3 - 40</b>	<b>0.75%</b>
In annual cropping systems apply 1.5 to 3 pints of GF-887A per acre. Apply 1.5 pints of GF-887A in 3 to 10 gallons of water per acre. Use 3 pints of GF-887A when applying 10 to 40 gallons of water per acre. In noncrop or areas where annual tillage (no-till) is not practiced, apply 3 to 4.5 pints of GF-887A in 10 to 40 gallons of water per acre.			
For best results, apply when most plants have reached the boot-to-head stage of growth or in the fall prior to frost. Allow 7 or more days after application before tillage. Do not tank mix with residual herbicides when using the 1.5 pint per acre rate.			
For burndown of Johnsongrass, apply 12 fl oz of GF-887A in 3 to 10 gallons of water per acre before the plants reach a height of 12 inches. For this use, allow at least 3 days after treatment before tillage.			
Spot treatment (partial control or suppression): Apply a 0.75% solution of GF-887A when Johnsongrass is 12 to 18 inches in height. Coverage should be uniform and complete.			
<b>Kikuyugrass</b>	<b>3 - 4.5</b>	<b>3-40</b>	<b>1.5%</b>
Spray when most kikuyugrass is at least 8 inches in height (3 or 4-leaf stage of growth). Allow 3 or more days after application before tillage.			
<b>Knapweed</b>	<b>6</b>	<b>3-40</b>	<b>1.5%</b>
Apply when most plants have reached the late bud to flower stage of growth. For best results, apply in late summer or fall.			

56/108

<b>Lantana</b>	-	-	0.75 - 1%
Apply at or beyond the bloom stage of growth. Use the higher application rate for plants that have reached the woody stage of growth.			
<b>Lespedeza</b>	4.5 - 7.5	3 - 20	1.5%
Apply when most plants have reached the early bud stage.			
<b>Milkweed, common</b>	4.5	3 - 40	1.5%
Apply when most plants have reached the late bud to flower stage of growth.			
<b>Muhly, wirestem</b>	1.5 - 3	3 - 40	1.5%
Use 1.5 pints of GF-887A in 3 to 10 gallons of water per acre. Use 3 pints of GF-887A when applying 10 to 40 gallons of water per acre or in pasture, sod, or noncrop areas. Spray when the wirestem muhly is 8 inches or more in height. Do not till between harvest and fall applications or in the fall or spring prior to spring applications. Allow 3 or more days after application before tillage.			
<b>Mullein, common</b>	4.5 - 7.5	3 - 20	1.5%
Apply when most plants are in the early bud stage.			
<b>Napiergrass</b>	4.5 - 7.5	3 - 20	1.5%
Apply when most plants are in the early head stage.			
<b>Nightshade, silverleaf</b>	3	3 - 10	1.5%
Applications should be made when at least 60 percent of the plants have berries. Fall treatments must be applied before a killing frost.			
<b>Nutsedge; purple, yellow</b>	0.75 - 4.5	3 - 40	0.75 - 1.5%
<p>Apply 4.5 pints of GF-887A per acre or apply a 0.75 to 1.5% solution for control of nutsedge plants and immature nutlets attached to treated plants. Treat when plants are in flower or when new nutlets can be found at rhizome tips. Nutlets, which have not germinated, will not be controlled and may germinate following treatment. Repeat treatments will be required for long-term control of ungerminated tubers.</p> <p>Sequential applications: 1.5 to 3 pints of GF-887A in 3 to 10 gallons of water per acre will also provide control. Make applications when a majority of the plants are in the 3 to 5-leaf stage (less than 6 inches tall). Repeat this application, as necessary, when newly emerging plants reach the 3 to 5-leaf stage. Subsequent applications will be necessary for long-term control.</p> <p>For partial control of existing plants, apply 12 fl oz to 3 pints of GF-887A in 3 to 40 gallons of water per acre. Treat when plants have 3 to 5 leaves and most are less than 6 inches tall. Repeat treatments will be required to control subsequent emerging plants or regrowth of existing plants.</p>			
<b>Orchardgrass</b>	1.5 - 3	3 - 40	1.5%
<p>Apply 3 pints of GF-887A in 10 to 40 gallons of water per acre when most plants have reached boot-to-early seedhead stage of development. For partial control in pasture or hay crop renovation, apply 1.5 to 2.25 pints of GF-887A in 3 to 10 gallons of water per acre. Apply to actively growing plants when most have reached 4 to 12 inches in height.</p> <p><b>Orchardgrass sods going to no-till corn:</b> Apply 1.5 to 2.25 pints of GF-887A in 3 to 10 gallons of water per acre. Apply to orchardgrass that is a minimum of 12 inches tall for spring applications and 6 inches tall for fall applications. Allow at least 3 days following application before planting. A sequential application of atrazine will be necessary for optimum results.</p>			



57/108

<b>Pampasgrass</b>	--	--	<b>1.5%</b>
Pampasgrass should be at or beyond the boot stage of growth. Thorough coverage is necessary for best control.			
<b>Paragrass</b>	<b>4.5 - 7.5</b>	<b>3 - 20</b>	<b>1.5%</b>
Apply when most plants are in the early head stage.			
<b>Phragmites</b>	<b>4.5 - 7.5</b>	<b>10 - 40</b>	<b>0.75 - 1.5%</b>
For partial control. For best results, treat during late summer or fall months or when plants are actively growing and in full bloom. Treatment before or after this stage may lead to reduced control. Due to the dense nature of the vegetation, which may prevent good spray coverage or uneven stages of growth, repeat treatments may be necessary to maintain control. Visual control symptoms will be slow to develop.			
<b>Poison hemlock</b>	--	--	<b>0.75 - 1.5%</b>
Apply as a spray-to-wet treatment. Optimum results are obtained when plants are treated at the bud to full-bloom stage of growth.			
<b>Pokeweed, common</b>	<b>1.5</b>	<b>3 - 40</b>	<b>1.5%</b>
Apply to actively growing plants up to 24 inches tall.			
<b>Quackgrass</b>	<b>1.5 - 4.5</b>	<b>3 - 40</b>	<b>1.5%</b>
In annual cropping systems, or in pastures and sods followed by deep tillage: Apply 1.5 pints of GF-887A in 3 to 10 gallons of water per acre. For 10 to 40 gallons of water per acre, apply 3 pints of GF-887A. Do not tank mix with residual herbicides when using the 1.5 pint rate. Spray when quackgrass is 6 to 8 inches in height. Do not till between harvest and fall applications or in fall or spring prior to spring application. Allow 3 or more days after application before tillage. In pastures or sods, use a moldboard plow for best results.			
In pastures, sods or noncrop areas where deep tillage does not follow application: Apply 3 to 4.5 pints of GF-887A in 10 to 40 gallons of water per acre when the quackgrass is greater than 8 inches tall.			
<b>Redvine</b>	<b>1.25 - 3</b>	<b>5 - 10</b>	<b>1.5%</b>
For suppression, apply 18 fluid ounces of GF-887A per acre at each of two applications 7 to 14 days apart or a single application of 3 pints per acre. Apply recommended rates in 5 to 10 gallons of water per acre. Apply in late September or early October to plants that are at least 18 inches tall and have been growing 45 to 60 days since the last tillage operation. Make applications at least 1 week before a killing frost.			
<b>Reed, giant</b>	--	--	<b>1.5%</b>
Best results are obtained when applications are made in late summer to fall.			
<b>Ryegrass, perennial</b>	<b>1.5 - 4.5</b>	<b>3 - 40</b>	<b>0.75%</b>
In annual cropping systems apply 1.5 to 3 pints of GF-887A per acre. Apply 1.5 pints of GF-887A in 3 to 10 gallons of water per acre. Use 3 pints of GF-887A when applying 10 to 40 gallons of water per acre. In noncrop or areas where annual tillage (no-till) is not practiced, apply 3 to 4.5 pints of GF-887A in 10 to 40 gallons of water per acre.			
For best results, apply when most plants have reached the boot-to-head stage of growth or in the fall prior to frost. Do not tank-mix with residual herbicides when using the 1.5 pint per acre rate.			
<b>Smartweed, swamp</b>	<b>4.5 - 7.5</b>	<b>3 - 40</b>	<b>1.5%</b>
Apply when most plants have reached the early bud stage of growth.			
Also for control, apply 12 fluid ounces of GF-887A plus 0.5 pound a.i. of 2,4-D in 3 to 10 gallons of			

58/108

water per acre in the late summer or fall.			
<b>Sowthistle, perennial</b>	<b>3 - 4.5</b>	<b>3 - 40</b>	<b>1.5%</b>
Apply when most plants are at or beyond the bud stage of growth. After harvest, mowing or tillage in the late summer or fall, allow at least 4 weeks for initiation of active growth and rosette development prior to the application of this product. Fall treatments must be applied before a killing frost. Allow 3 or more days after application before tillage.			
<b>Spurge, leafy</b>	<b>--</b>	<b>3 - 10</b>	<b>1.5%</b>
For suppression, apply 12 fluid ounces of GF-887A plus 0.5 pound a.i. 2,4-D in 3 to 10 gallons of water per acre in the late summer or fall. If mowing has occurred prior to treatment, apply when most of the plants are 12 inches tall.			
<b>Starthistle, yellow</b>	<b>3</b>	<b>10 - 40</b>	<b>1.5%</b>
Best results are obtained when applications are made during the rosette, bolting and early flower stages.			
<b>Sweet potato, wild</b>	<b>--</b>	<b>--</b>	<b>1.5%</b>
Partial control. Apply to plants that are at or beyond the bloom stage of growth. Repeat applications may be required.			
<b>Thistle, artichoke</b>	<b>--</b>	<b>--</b>	<b>1.5%</b>
Partial control. Apply to plants that are at or beyond the bloom stage of growth. Repeat applications may be required.			
<b>Thistle, Canada</b>	<b>3 - 4.5</b>	<b>3 - 40</b>	<b>1.5%</b>
Apply when most plants are at or beyond the bud stage of growth. After harvest, mowing or tillage in the late summer or fall, allow at least 4 weeks for initiation of active growth and rosette development prior to the application of GF-887A. Fall treatments must be applied before a killing frost. Allow 3 or more days after application before tillage.  For suppression, apply 1.5 pints of GF-887A, or 12 fl oz of GF-887A plus 0.5 pound a.i. 2,4-D, in 3 to 10 gallons of water per acre in the late summer or fall after harvest, mowing or tillage. Allow rosette regrowth to a minimum of 6 inches in diameter before treating. Applications can be made as long as leaves are still green and plants are actively growing at the time of application. Allow 3 or more days after application before tillage.			
<b>Timothy</b>	<b>3 - 4.5</b>	<b>3 - 40</b>	<b>1.5%</b>
For best results, apply when most plants have reached the boot-to-head stage of growth.			
<b>Torpedograss</b>	<b>6 - 7.5</b>	<b>3 - 40</b>	<b>1.5%</b>
For partial control. Apply when most plants are at or beyond the seedhead stage of growth. Repeat applications will be required to maintain control. Fall treatments must be applied before frost.			
<b>Trumpet creeper</b>	<b>3</b>	<b>5 - 10</b>	<b>1.5%</b>
Partial control. Apply in late September or October, to plants that are at least 18 inches tall and have been growing 45 to 60 days since the last tillage operation. Make applications at least 1 week before a killing frost.			
<b>Vaseygrass</b>	<b>4.5 - 7.5</b>	<b>3 - 20</b>	<b>1.5%</b>
Apply when most plants are in the early head stage.			
<b>Velvetgrass</b>	<b>4.5 - 7.5</b>	<b>3 - 20</b>	<b>1.5%</b>
Apply when most plants are in the early head stage.			

59/108

<b>Wheatgrass, western</b>	<b>3 - 4.5</b>	<b>3 - 40</b>	<b>1.5%</b>
For best results, apply when most plants have reached the boot-to-head stage of growth.			

### **Woody Brush And Trees Rate Table (Alphabetically By Species)**

Apply GF-887A after full leaf expansion, unless otherwise directed. Use the higher rate for larger plants and/or dense areas of growth. On vines, use the higher rate for plants that have reached the woody stage of growth. Best results are obtained when application is made in late summer or fall after fruit formation.

In arid areas, best results are obtained when applications are made in the spring to early summer when brush species are at high moisture content and are flowering.

Ensure thorough coverage when using hand-held equipment. Symptoms may not appear prior to frost or senescence with fall treatments.

Allow 7 or more days after application before tillage, mowing or removal. Repeat treatments may be necessary to control plants regenerating from underground parts or seed. Some autumn colors on undesirable deciduous species are acceptable provided no major leaf drop has occurred. Reduced performance may result if fall treatments are made following a frost.

<b>Weed Species</b>	<b>Rate (pt/acre)</b>	<b>Water Volume (gpa)</b>	<b>Hand-Held (% Solution)</b>
<b>Alder</b> For control	<b>4.5 - 6</b>	<b>3 - 40</b>	<b>0.75 - 1.5%</b>
<b>Ash</b> Partial control	<b>3 - 7.5</b>	<b>3 - 40</b>	<b>0.75 - 1.5%</b>
<b>Aspen, quaking</b> For control	<b>3 - 4.5</b>	<b>3 - 40</b>	<b>0.75 - 1.5%</b>
<b>Bearmat (Bearclover)</b> For partial control	<b>3 - 7.5</b>	<b>3 - 40</b>	<b>0.75 - 1.5%</b>
<b>Beech</b> Partial control	<b>3 - 7.5</b>	<b>3 - 40</b>	<b>0.75 - 1.5%</b>
<b>Birch</b> For control	<b>3</b>	<b>3 - 40</b>	<b>0.75%</b>
<b>Blackberry</b> For control. Make applications after plants have reached full leaf maturity. Best results are obtained when applications are made in late summer or fall. Applications may also be made after leaf drop and until a killing frost or as long as stems are green. After berries have set or dropped in late fall, blackberry can be controlled by applying a 0.75% solution of GF-887A. For control of blackberries after leaf drop and until killing frost or as long as stems are green, apply 4.5 to 6 pints of GF-887A in 10 to 40 gallons of water per acre.	<b>4.5 - 6</b>	<b>10 - 40</b>	<b>0.75 - 1.5%</b>
<b>Blackgum</b>	<b>3 - 7.5</b>	<b>3 - 40</b>	<b>0.75 - 1.5%</b>

60/108

For control			
<b>Bracken</b>	<b>3 - 7.5</b>	<b>3 - 40</b>	<b>0.75 - 1.5%</b>
For control			
<b>Broom; French, Scotch</b>	<b>-</b>	<b>-</b>	<b>1.5%</b>
For control			
<b>Buckwheat, California</b>	<b>-</b>	<b>-</b>	<b>0.75 - 1.5%</b>
For partial control. Thorough coverage of foliage is necessary for best results.			
<b>Cascara</b>	<b>3 - 7.5</b>	<b>3 - 40</b>	<b>0.75 - 1.5%</b>
Partial control			
<b>Catsclaw</b>	<b>-</b>	<b>-</b>	<b>0.75 - 1.5%</b>
Partial control			
<b>Ceanothus</b>	<b>3 - 7.5</b>	<b>3 - 40</b>	<b>0.75 - 1.5%</b>
Partial control			
<b>Chamise</b>	<b>-</b>	<b>-</b>	<b>0.75%</b>
For control. Thorough coverage of foliage is necessary for best results.			
<b>Cherry; bitter, black, pin</b>	<b>3 - 4.5</b>	<b>3 - 40</b>	<b>0.75 - 1.5%</b>
For control			
<b>Coyote brush</b>	<b>-</b>	<b>-</b>	<b>1.5%</b>
For control. Apply when at least 50 percent of the new leaves are fully developed.			
<b>Dogwood</b>	<b>3 - 7.5</b>	<b>3 - 40</b>	<b>0.75 - 1.5%</b>
Partial control			
<b>Elderberry</b>	<b>3</b>	<b>3 - 40</b>	<b>0.75%</b>
For control			
<b>Elm</b>	<b>3 - 7.5</b>	<b>3 - 40</b>	<b>0.75 - 1.5%</b>
Partial control			
<b>Eucalyptus</b>	<b>-</b>	<b>-</b>	<b>1.5%</b>
For control of eucalyptus resprouts, apply when resprouts are 6 to 12 feet tall. Ensure complete coverage. Avoid application to drought-stressed plants.			
<b>Florida holly (Brazilian Peppertree)</b>	<b>3 - 7.5</b>	<b>3 - 40</b>	<b>0.75 - 1.5%</b>
Partial control			
<b>Gorse</b>	<b>3 - 7.5</b>	<b>3 - 40</b>	<b>0.75 - 1.5%</b>
Partial control			
<b>Hasardia</b>	<b>-</b>	<b>-</b>	<b>0.75 - 1.5%</b>
Partial control. Thorough coverage of foliage is necessary for best results.			

6/1/08

<b>Hawthorn</b>	<b>3 - 4.5</b>	<b>3 - 40</b>	<b>0.75 - 1.5%</b>
For control			
<b>Hazel</b>	<b>3</b>	<b>3 - 40</b>	<b>0.75%</b>
For control			
<b>Hickory</b>	<b>3 - 7.5</b>	<b>3 - 40</b>	<b>0.75 - 1.5%</b>
Partial control			
<b>Honeysuckle</b>	<b>3 - 6</b>	<b>3 - 40</b>	<b>0.75 - 1.5%</b>
For control			
<b>Hornbeam, American</b>	<b>3 - 7.5</b>	<b>3 - 40</b>	<b>0.75 - 1.5%</b>
Partial control			
<b>Kudzu</b>	<b>6</b>	<b>3 - 40</b>	<b>1.5%</b>
For control. Repeat applications may be required to maintain control.			
<b>Locust, black</b>	<b>3 - 6</b>	<b>3 - 40</b>	<b>0.75 - 1.5%</b>
Partial control			
<b>Madrone resprouts</b>	<b>-</b>	<b>-</b>	<b>1.5%</b>
Partial control. Apply to resprouts that are 3 to 6 feet tall. Best results are obtained with spring/early summer treatments.			
<b>Manzanita</b>	<b>3 - 7.5</b>	<b>3 - 40</b>	<b>0.75 - 1.5%</b>
Partial control			
<b>Maple, red</b>	<b>3 - 6</b>	<b>3 - 40</b>	<b>0.75 - 1.5%</b>
For control, apply a 0.75 to 1.5 percent solution when at least 50 percent of the new leaves are fully developed. For partial control, apply 3 to 6 pints of GF-887A per acre.			
<b>Maple, sugar</b>	<b>-</b>	<b>-</b>	<b>0.75 - 1.5%</b>
For control. Apply when at least 50 percent of the new leaves are fully developed.			
<b>Monkey flower</b>	<b>-</b>	<b>-</b>	<b>0.75 - 1.5%</b>
Partial control. Thorough coverage of foliage is necessary for best results.			
<b>Oak; black, white</b>	<b>3 - 6</b>	<b>3 - 40</b>	<b>0.75 - 1.5%</b>
Partial control			
<b>Oak, post</b>	<b>4.5 - 6</b>	<b>3 - 40</b>	<b>0.75 - 1.5%</b>
For control			
<b>Oak; northern, pin</b>	<b>-</b>	<b>-</b>	<b>0.75 - 1.5%</b>
For control. Apply when at least 50 percent of the new leaves are fully developed.			
<b>Oak; southern red</b>	<b>3 - 4.5</b>	<b>3 - 40</b>	<b>0.75 - 1.5%</b>
For control			
<b>Persimmon</b>	<b>3 - 7.5</b>	<b>3 - 40</b>	<b>0.75 - 1.5%</b>
Partial control			

6/2/08

<b>Pine</b>	<b>3 - 7.5</b>	<b>3 - 40</b>	<b>0.75 - 1.5%</b>
For control			
<b>Poison ivy/ Poison oak</b>	<b>6 - 7.5</b>	<b>3 - 40</b>	<b>1.5%</b>
For control. Repeat applications may be required to maintain control. Fall treatments must be applied before leaves lose green color.			
<b>Poplar, yellow</b>	<b>3 - 7.5</b>	<b>3 - 40</b>	<b>0.75 - 1.5%</b>
Partial control			
<b>Redbud, eastern</b>	<b>3 - 7.5</b>	<b>3 - 40</b>	<b>0.75 - 1.5%</b>
For control			
<b>Rose, multiflora</b>	<b>3</b>	<b>3 - 40</b>	<b>0.75%</b>
For control. Treatments should be made prior to leaf deterioration by leaf-eating insects.			
<b>Russian olive</b>	<b>3 - 7.5</b>	<b>3 - 40</b>	<b>0.75 - 1.5%</b>
Partial control			
<b>Sage, black</b>	<b>-</b>	<b>-</b>	<b>0.75%</b>
For control. Thorough coverage of foliage is necessary for best results.			
<b>Sage, white</b>	<b>3 - 7.5</b>	<b>3 - 40</b>	<b>0.75 - 1.5%</b>
Partial control			
<b>Sage brush, California</b>	<b>-</b>	<b>-</b>	<b>0.75%</b>
For control. Thorough coverage of foliage is necessary for best results.			
<b>Salmonberry</b>	<b>3</b>	<b>3 - 40</b>	<b>0.75%</b>
For control			
<b>Salt-cedar</b>	<b>3 - 7.5</b>	<b>3 - 40</b>	<b>0.75 - 1.5%</b>
For control			
<b>Sassafras</b>	<b>3 - 7.5</b>	<b>3 - 40</b>	<b>0.75 - 1.5%</b>
Partial control			
<b>Sourwood</b>	<b>3 - 7.5</b>	<b>3 - 40</b>	<b>0.75 - 1.5%</b>
Partial control			
<b>Sumac; poison, smooth, winged</b>	<b>3 - 6</b>	<b>3 - 40</b>	<b>0.75 - 1.5%</b>
Partial control			
<b>Sweetgum</b>	<b>3 - 4.5</b>	<b>3 - 40</b>	<b>0.75 - 1.5%</b>
For control			
<b>Swordfern</b>	<b>3 - 7.5</b>	<b>3 - 40</b>	<b>0.75 - 1.5%</b>
Partial control			
<b>Tallowtree, Chinese</b>	<b>-</b>	<b>-</b>	<b>0.75%</b>

63/108

For control. Thorough coverage of foliage is necessary for best results.			
<b>Tan oak resprouts</b>	-	-	<b>1.5%</b>
For partial control. Apply to resprouts that are less than 3 to 6 feet tall. Best results are obtained with fall applications.			
<b>Thimbleberry</b>	<b>3</b>	<b>3 - 40</b>	<b>0.75%</b>
For control			
<b>Tobacco, tree</b>	-	-	<b>0.75 - 1.5%</b>
Partial control			
<b>Trumpet creeper</b>	<b>3 - 4.5</b>	<b>3 - 40</b>	<b>0.75 - 1.5%</b>
For control			
<b>Vine maple</b>	<b>3 - 7.5</b>	<b>3 - 40</b>	<b>0.75 - 1.5%</b>
Partial control			
<b>Virginia creeper</b>	<b>3 - 7.5</b>	<b>3 - 40</b>	<b>0.75 - 1.5%</b>
For control			
<b>Waxmyrtle, southern</b>	<b>3 - 7.5</b>	<b>3 - 40</b>	<b>0.75 - 1.5%</b>
Partial control			
<b>Willow</b>	<b>3</b>	<b>3 - 40</b>	<b>0.75%</b>
For control			

### Terms and Conditions of Use

If terms of the following **Warranty Disclaimer, Inherent Risks of Use, and Limitation of Remedies** are not acceptable, return unopened package at once to the seller for a full refund of purchase price paid. Otherwise, use by the buyer or any other user constitutes acceptance of the terms under **Warranty Disclaimer, Inherent Risks of Use and Limitations of Remedies**.

### Warranty Disclaimer

Dow AgroSciences warrants that GF-887A conforms to the chemical description on the label and is reasonably fit for the purposes stated on the label when used in strict accordance with the directions, subject to the inherent risks set forth below. Dow AgroSciences **MAKES NO OTHER EXPRESS OR IMPLIED WARRANTY OF MERCHANTABILITY OR FITNESS FOR A PARTICULAR PURPOSE OR ANY OTHER EXPRESS OR IMPLIED WARRANTY.**

### Inherent Risks of Use

It is impossible to eliminate all risks associated with use of GF-887A. Crop injury, lack of performance, or other unintended consequences may result because of such factors as use of the product contrary to label instructions (including conditions noted on the label, such as unfavorable temperatures, soil conditions, etc.), abnormal conditions (such as excessive rainfall, drought, tornadoes, hurricanes), presence of other materials, the manner of application, or other factors, all of which are beyond the control of Dow AgroSciences or the seller. All such risks shall be assumed by buyer.

### Limitation of Remedies

64/108

The exclusive remedy for losses or damages resulting from GF-887A (including claims based on contract, negligence, strict liability, or other legal theories), shall be limited to, at Dow AgroSciences' election, one of the following:

- (1) Refund of purchase price paid by buyer or user for product bought, or
- (2) Replacement of amount of product used.

Dow AgroSciences shall not be liable for losses or damages resulting from handling or use of GF-887A unless Dow AgroSciences is promptly notified of such loss or damage in writing. In no case shall Dow AgroSciences be liable for consequential or incidental damages or losses.

The terms of the Warranty Disclaimer and Inherent Risks of Use above and this Limitation of Remedies cannot be varied by any written or verbal statements or agreements. No employee or sales agent of Dow AgroSciences or the seller is authorized to vary or exceed the terms of the Warranty Disclaimer or this Limitation of Remedies in any manner.

\*Trademark of Dow AgroSciences LLC

Roundup Ready® is a registered trademark of Monsanto Company

EPA-accepted 01-21-2004



65/108

**[Editor's note: This portion of the master label for GF-887 (GF-887B) contains non-crop uses.]**

(Base Label):

(logo) Dow AgroSciences

## GF-887B

**For control of annual and perennial weeds and woody plants in noncrop areas and industrial sites, forests, habitat management areas, railroads, roadsides and other similar sites.**

**Avoid contact of herbicide with foliage, green stems, exposed non-woody roots or fruit of crops, desirable plants and trees, because severe injury or destruction may result.**

Active Ingredient:

glyphosate: N-(phosphonomethyl)glycine, isopropylamine salt .....	53.6%
Inert Ingredients .....	46.4%
Total Ingredients .....	100.0%

Contains 5.4 pounds per gallon glyphosate, isopropylamine salt (4 pounds per gallon glyphosate acid).

**Keep Out of Reach of Children**

**DANGER            PELIGRO**

Si usted no entiende la etiqueta, busque a alguien para que se la explique a usted en detalle.  
(If you do not understand the label, find someone to explain it to you in detail.)

---

### Precautionary Statements

---

#### Hazards to Humans and Domestic Animals

**Corrosive • Causes Irreversible Eye Damage**

**Do not get in eyes or on clothing.**

#### Personal Protective Equipment (PPE)

Some materials that are chemical-resistant to this product are listed below. If you want more options, follow the instructions for category A on an EPA chemical-resistance selection chart."

**Applicators and other handlers must wear:**

- Long-sleeved shirt and long pants
- Chemical-resistant gloves made of any waterproof material such as polyethylene or polyvinyl chloride
- Shoes plus socks
- Protective eyewear (goggles, face shield or safety glasses)

Discard clothing and other absorbent materials that have been drenched or heavily contaminated with this product's concentrate. Do not reuse them. Follow manufacturer's instructions for cleaning/maintaining

66/108

PPE (Personal Protective Equipment). If no such instructions for washables, use detergent and hot water. Keep and wash PPE separately from other laundry.

### Engineering Controls

When handlers use closed systems, enclosed cabs, or aircraft in a manner that meets the requirements listed in Worker Protection Standard (WPS) for agricultural pesticides [40 CFR 170.240 (d) (4-6)], the handler PPE requirements may be reduced or modified as specified in the WPS.

### User Safety Recommendations

Users should:

- Wash hands before eating, drinking, chewing gum, using tobacco, or using the toilet.
- Remove clothing immediately if pesticide gets inside. Then wash thoroughly and put on clean clothing.
- Remove PPE immediately after handling this product. Wash the outside of gloves before removing. As soon as possible, wash thoroughly and change into clean clothing.

### First Aid

**If in eyes:** Hold eye open and rinse slowly and gently with water for 15-20 minutes. Remove contact lenses, if present, after the first 5 minutes, then continue rinsing. Call a poison control center or doctor for treatment advice.

**Note to Physician:** Probably mucosal damage may contraindicate the use of gastric lavage.

Have the product container or label with you when calling a poison control center or doctor or going for treatment. You may also contact 1-800-992-5994 for emergency medical treatment information.

**Domestic Animals:** This product is considered to be relatively nontoxic to dogs and other domestic animals; however, ingestion of this product or large amounts of freshly sprayed vegetation may result in temporary gastrointestinal irritation (vomiting, diarrhea, colic, etc.). If such symptoms are observed, provide the animal with plenty of fluids to prevent dehydration. Call a veterinarian if symptoms persist for more than 24 hours.

### Environmental Hazards

Do not apply directly to water, to areas where surface water is present or to intertidal areas below the mean high water mark. Do not contaminate water when cleaning equipment or disposing of equipment washwaters.

### Physical or Chemical Hazards

Spray solutions of this product should be mixed, stored and applied using only stainless steel, aluminum, fiberglass, plastic or plastic-lined steel containers.

**Do not mix, store or apply this product or spray solutions of this product in galvanized steel or unlined steel (except stainless steel) containers or spray tanks.** This product, or spray solutions of this product react with such containers and tanks to produce hydrogen gas that may form a highly combustible gas mixture. This gas mixture could flash or explode, causing serious personal injury, if ignited by open flame, spark, welder's torch, lighted cigarette or other ignition source.

### Agricultural Use Requirements

Use this product only in accordance with its labeling and with the Worker Protection Standard, 40 CFR part 170. Refer to the label booklet under "Agricultural Use Requirements" in the Directions for Use section for information about this standard.

**Refer to label booklet for Directions for Use including Storage and Disposal.**

6/7/08

**Notice:** Read the entire label. Use only according to label directions. **Before using this product, read Warranty Disclaimer, Inherent Risks of Use, and Limitation of Remedies at end of label booklet. If terms are unacceptable, return at once unopened.**

In case of emergency endangering health or the environment involving this product, call 1-800-992-5994. If you wish to obtain additional product information, visit our web site at [www.dowagro.com](http://www.dowagro.com).

Agricultural Chemical: Do not ship or store with food, feeds, drugs or clothing.

EPA Reg. No. 62719-496

EPA Est. 00000-XX-00

Dow AgroSciences LLC • Indianapolis, IN 46268 U.S.A.

**Herbicide**

**Net Contents \_\_ gal**

6/8/08

(Label Booklet):

(logo) Dow AgroSciences

# GF-887B

**For control of annual and perennial weeds and woody plants in noncrop areas and industrial sites, forests, habitat management areas, railroads, roadsides and other similar sites.**

**Avoid contact of herbicide with foliage, green stems, exposed non-woody roots or fruit of crops, desirable plants and trees, because severe injury or destruction may result.**

Active Ingredient:

glyphosate: N-(phosphonomethyl)glycine,	
isopropylamine salt.....	53.6%
Inert Ingredients .....	46.4%
Total Ingredients .....	100.0%

Contains 5.4 pounds per gallon glyphosate, isopropylamine salt (4 pounds per gallon glyphosate acid).

**Keep Out of Reach of Children**

## **DANGER            PELIGRO**

Si usted no entiende la etiqueta, busque a alguien para que se la explique a usted en detalle.  
(If you do not understand the label, find someone to explain it to you in detail.)

### **Agricultural Use Requirements**

Use this product only in accordance with its labeling and with the Worker Protection Standard, 40 CFR part 170. Refer to the label booklet under "Agricultural Use Requirements" in the Directions for Use section for information about this standard.

**Refer to inside of label booklet for additional precautionary information including Personal Protective Equipment (PPE), User Safety Recommendations and Directions for Use including Storage and Disposal.**

**Notice:** Read the entire label. Use only according to label directions. **Before using this product, read Warranty Disclaimer, Inherent Risks of Use, and Limitation of Remedies at end of label booklet. If terms are unacceptable, return at once unopened.**

In case of emergency endangering health or the environment involving this product, call 1-800-992-5994. If you wish to obtain additional product information, visit our web site at [www.dowagro.com](http://www.dowagro.com).

Agricultural Chemical: Do not ship or store with food, feeds, drugs or clothing.

EPA Reg. No. 62719-496

EPA Est. 00000-XX-00

Dow AgroSciences LLC • Indianapolis, IN 46268 U.S.A.

## Herbicide

Net Contents \_\_ gal

69/08

<b>Contents</b>	<b>Page</b>
Precautionary Statements	-
Hazards To Humans and Domestic Animals	-
Environmental Hazards	-
Physical Or Chemical Hazards	-
Storage and Disposal	-
General Information	-
(How this product Works)	-
Spray Drift Management	-
Mixing	-
Mixing With Water	-
Tank Mixing Procedure	-
Mixing For Hand-Held Sprayers	-
Ammonium Sulfate	-
Colorants or Dyes	-
Drift Control Additives	-
Application Equipment and Techniques	-
Aerial Equipment	-
Ground Broadcast Equipment	-
Hand-Held and High-Volume Equipment	-
Selective Equipment (Wipers, etc.)	-
Injection Systems	-
CDA Equipment	-
Injection and Frill Application (Woody Brush and Trees)	-
Cut Stump Application	-
General Noncrop Areas and Industrial Sites	-
General Nonselective Weed Control, Trim-and-Edge and Bare Ground	-
Chemical Mowing	-
Dormant Turfgrass	-
Actively Growing Bermudagrass	-
Turfgrass Renovation, Seed, or Sod Production	-
Ornamentals, Plant Nurseries and Christmas trees	-
Post-direct, Trim-and-Edge	-
Site Preparation	-
Greenhouse/Shadehouse	-
Forestry Site Preparation	-
Wildlife Habitat Management	-
Habitat Restoration and Maintenance	-
Wildlife Food Plots	-
Parks, Recreational and Residential Areas	-
Railroads	-
Bare Ground, Ballast and Shoulders, Crossings, and Spot Treatment.	-
Brush Control	-
Bermudagrass Release	-
Roadsides	-
Shoulder Treatments	-
Guardrails and other Obstacles to Mowing	-
Spot Treatment	-
Tank mixtures	-
Release of Bermudagrass or Bahiagrass Dormant Applications	-
Actively Growing Bermudagrass	-
Actively Growing Bahiagrass	-
Annual Weeds Rate Tables (Alphabetically by Species)	-
Rates For 10 To 40 GPA	-
Tank Mixtures of GF-887B with 2,4-D, or Dicamba	-

170/108

Perennial Weeds Rate Table (Alphabetically by Species)	-
Woody Brush and Trees Rate Table (Alphabetically by Species)	-
Terms and Conditions of Use	-
Warranty Disclaimer	-
Inherent Risks of Use	-
Limitation of Remedies	-

7/1/08

---

**Precautionary Statements**

---

**Hazards to Humans and Domestic Animals****DANGER****Corrosive • Causes Irreversible Eye Damage****Do not get in eyes or on clothing.****Personal Protective Equipment (PPE)**

Some materials that are chemical-resistant to this product are listed below. If you want more options, follow the instructions for category A on an EPA chemical-resistance selection chart."

**Applicators and other handlers must wear:**

- Long-sleeved shirt and long pants
- Chemical-resistant gloves made of any waterproof material such as polyethylene or polyvinyl chloride
- Shoes plus socks
- Protective eyewear (goggles, face shield or safety glasses)

Discard clothing and other absorbent materials that have been drenched or heavily contaminated with this product's concentrate. Do not reuse them. Follow manufacturer's instructions for cleaning/maintaining PPE (Personal Protective Equipment). If no such instructions for washables, use detergent and hot water. Keep and wash PPE separately from other laundry.

**Engineering Controls**

When handlers use closed systems, enclosed cabs, or aircraft in a manner that meets the requirements listed in Worker Protection Standard (WPS) for agricultural pesticides [40 CFR 170.240 (d) (4-6)], the handler PPE requirements may be reduced or modified as specified in the WPS.

**User Safety Recommendations**

Users should:

- Wash hands before eating, drinking, chewing gum, using tobacco, or using the toilet.
- Remove clothing immediately if pesticide gets inside. Then wash thoroughly and put on clean clothing.
- Remove PPE immediately after handling this product. Wash the outside of gloves before removing. As soon as possible, wash thoroughly and change into clean clothing.

**First Aid**

**If in eyes:** Hold eye open and rinse slowly and gently with water for 15-20 minutes. Remove contact lenses, if present, after the first 5 minutes, then continue rinsing. Call a poison control center or doctor for treatment advice.

**Note to Physician:** Probably mucosal damage may contraindicate the use of gastric lavage.

Have the product container or label with you when calling a poison control center or doctor or going for treatment. You may also contact 1-800-992-5994 for emergency medical treatment information.

**Domestic Animals:** This product is considered to be relatively nontoxic to dogs and other domestic animals; however, ingestion of this product or large amounts of freshly sprayed vegetation may result in temporary gastrointestinal irritation (vomiting, diarrhea, colic, etc.). If such symptoms are observed, provide the animal with plenty of fluids to prevent dehydration. Call a veterinarian if symptoms persist for more than 24 hours.

7/2/08

### Environmental Hazards

Do not apply directly to water, to areas where surface water is present or to intertidal areas below the mean high water mark. Do not contaminate water when cleaning equipment or disposing of equipment washwaters.

### Physical or Chemical Hazards

Spray solutions of this product should be mixed, stored and applied using only stainless steel, aluminum, fiberglass, plastic or plastic-lined steel containers.

**Do not mix, store or apply this product or spray solutions of this product in galvanized steel or unlined steel (except stainless steel) containers or spray tanks.** This product, or spray solutions of this product react with such containers and tanks to produce hydrogen gas that may form a highly combustible gas mixture. This gas mixture could flash or explode, causing serious personal injury, if ignited by open flame, spark, welder's torch, lighted cigarette or other ignition source.

---

### Directions for Use

---

It is a violation of Federal law to use this product in a manner inconsistent with its labeling. Read all Directions for Use carefully before applying.

**This is an end-use product. Dow AgroSciences does not intend and has not registered it for reformulation.**

Do not apply this product in a way that will contact workers or other persons, either directly or through drift. Only protected handlers may be in the area during application. For any requirements specific to your state or tribe, consult the agency responsible for pesticide regulation.

### Agricultural Use Requirements

Use this product only in accordance with its labeling and with the Worker Protection Standard, 40 CFR part 170. This Standard contains requirements for the protection of agricultural workers on farms, forests, nurseries, and greenhouses, and handlers of agricultural pesticides. It contains requirements for training, decontamination, notification, and emergency assistance. It also contains specific instructions and exceptions pertaining to the statements on this label about personal protective equipment (PPE), and restricted entry interval. The requirements in this box only apply to uses of this product that are covered by the Worker Protection Standard.

Do not enter or allow worker entry into treated areas during the restricted entry interval (REI) of 12 hours.

PPE required for early entry to treated areas that is permitted under the Worker Protection Standard and that involves contact with anything that has been treated, such as plants, soil, or water, is:

- Coveralls
- Chemical-resistant gloves made of any waterproof material
- Shoes plus socks

### Non-Agricultural Use Requirements

The requirements in this box apply to uses of this product that are NOT within the scope of the Worker Protection Standard for agricultural pesticides (40 CFR Part 170). The WPS applies when this product is used to produce agricultural plants on farms, forests, nurseries or greenhouses.

Keep people and pets off treated areas until spray solution has dried.



1/3/08

**Storage and Disposal**

Do not contaminate water, food, feed or seed by storage or disposal.

**Pesticide Disposal:** Wastes of this pesticide may cause eye and skin irritation and may be dangerous. Improper disposal of excess pesticide, spray mixtures, or rinsate is a violation of Federal law. If these wastes cannot be disposed of according to label use instructions, contact your State Pesticide or Environmental Control Agency, or the Hazardous Waste representative at the nearest EPA Regional Office for guidance.

**Container Disposal:** Emptied container retains vapor and product residue. Observe all labeled safeguards until container is cleaned, reconditioned or destroyed. Do not reuse this container. Triple rinse (or equivalent). Then puncture and dispose of in a sanitary landfill, or by incineration, or, if allowed by state and local authorities, by burning. If burned, stay out of smoke.

---

**General Information**  
**(How this product works)**

---

GF-887B herbicide is a postemergence, systemic herbicide with no soil residual activity and is intended for control of annual and perennial weeds and woody plants in noncrop and forest areas. GF-887B is generally non-selective and gives broad-spectrum control of many annual weeds, perennial weeds, woody brush and trees. It is formulated as a water-soluble liquid. No additional surfactants, additives containing surfactant, buffering agents or pH adjusting agents are needed or recommended. It may be applied through most standard industrial or field-type sprayers after dilution and thorough mixing with water or other carriers according to label instructions.

Do not add surfactants, additives containing surfactants, buffering agents or pH adjusting agents to the spray solution when GF-887B is the only pesticide used. Ammonium sulfate may be used. See the "Mixing" section of this label for instructions.

**Time to Symptoms:** The active ingredient in GF-887B moves through the plant from the point of foliage contact to and into the root system. Visible effects on most annual weeds occur within 2 to 4 days, but on most perennial weeds may not occur for 7 days or more. Extremely cool or cloudy weather following treatment may slow activity of GF-887B and delay development of visual symptoms. Visible effects are a gradual wilting and yellowing of the plant that advances to complete browning of above ground growth and deterioration of underground plant parts.

**Stage of Weeds:** Annual weeds are easiest to control when they are small. Best control of most perennial weeds is obtained when treatment is made at late growth stages approaching maturity. Refer to the annual, perennial, woody brush and trees rate tables for recommendations for specific weeds.

Always use the higher rate of GF-887B per acre within the recommended range when weed growth is heavy or dense or weeds are growing in an undisturbed (noncultivated) area.

Do not treat weeds under poor growing conditions such as drought stress, disease or insect damage, as reduced weed control may result. Reduced herbicidal activity may also occur when treating weeds heavily covered with dust.

**Cultural Considerations:** Reduced control may result when applications are made to annual or perennial weeds that have been mowed, grazed, or cut, and have not been allowed to regrow to the recommended stage for treatment.

**Rainfastness:** Heavy rainfall soon after application may wash GF-887B off of the foliage and a repeat application may be required for adequate control.

07/1/08

**Spray Coverage:** For best results, spray coverage should be uniform and complete. Do not spray weed foliage to the point of runoff.

**Mode of Action:** The active ingredient in GF-887B inhibits an enzyme found only in plants that is essential to formation of specific amino acids.

**No Soil Activity:** Weeds must be emerged at the time of application to be controlled by GF-887B. Weeds germinating from seed after application will not be controlled. Unemerged plants arising from unattached underground rhizomes or rootstocks of perennials will not be affected by the herbicide and will continue to grow.

**Biological Degradation:** Degradation of GF-887B is primarily a biological process carried out by soil microbes.

**Tank Mixing:** GF-887B does not provide residual weed control. For subsequent residual weed control, follow a label-approved herbicide program. Read and carefully observe the cautionary statements and all other information appearing on the labels of all herbicides used. Use according to the most restrictive label directions for each product in the mixture.

Buyer and all users are responsible for all loss or damage in connection with the use or handling of mixtures of GF-887B with herbicides or other materials that are not expressly recommended in this labeling. Mixing GF-887B with herbicides or other materials not recommended on this label may result in reduced performance.

**Annual Maximum Use Rate:** For noncrop uses, the combined total of all treatments must not exceed 10.6 quarts of GF-887B per acre per year. The maximum use rates stated throughout this product's labeling apply to this product combined with the use of all other herbicides containing glyphosate or sulfosate as the active ingredient, whether applied as mixtures or separately. Calculate the application rates and ensure that the total use of this and other glyphosate or sulfosate containing products does not exceed stated use rate.

## Attention

**Avoid contact of herbicide with foliage, green stems, exposed non-woody roots or fruit of crops, desirable plants and trees, because severe injury or destruction may result.**

**AVOID DRIFT. Extreme care must be used when applying GF-887B to prevent injury to desirable plants and crops.**

Do not allow the herbicide solution to mist, drip, drift or splash onto desirable vegetation since minute quantities of GF-887B can cause severe damage or destruction to the crop, plants or other areas on which treatment was not intended. The likelihood of injury occurring from the use of GF-887B increases when winds are gusty, as wind velocity increases, when wind direction is constantly changing or when there are other meteorological conditions that favor spray drift. When spraying, avoid combinations of pressure and nozzle type that will result in splatter or fine particles (mist) which are likely to drift. **Avoid applying at excessive speed or pressure.**

**NOTE:** Use of GF-887B in any manner not consistent with this label may result in injury to persons, animals or crops, or other unintended consequences. Keep container closed to prevent spills and contamination.

75/108

## Spray Drift Management

Avoiding spray drift at the application site is the responsibility of the applicator. The interaction of many equipment-and-weather-related factors determine the potential for spray drift. The applicator and the grower are responsible for considering all these factors when making decisions. The following drift management requirements must be followed to avoid off-target drift movement from aerial applications to agricultural field crops. These requirements do not apply to forestry applications, public health uses or to applications using dry formulations.

3. The distance of the outer most nozzles on the boom must not exceed  $\frac{3}{4}$  the length of the wingspan or rotor.
4. Nozzles must always point backward parallel with the air stream and never be pointed downwards more than 45 degrees. Where states have more stringent regulations, they should be observed.

The applicator should be familiar with and take into account the information covered in the following **Aerial Drift Reduction Advisory Information**:

**Importance of Droplet Size:** The most effective way to reduce drift potential is to apply large droplets. The best drift management strategy is to apply the largest droplets that provide sufficient coverage and control. Applying larger droplets reduces drift potential, but will not prevent drift if applications are made improperly, or under unfavorable environmental conditions (see Wind, Temperature and Humidity, and Temperature Inversion section of this label).

### Controlling Droplet Size:

**Volume**-Use high flow rate nozzles to apply the highest practical spray volume. Nozzles with higher rated flows product larger droplets.

**Pressure**-Use the lower spray pressures recommended for the nozzle. Higher pressure reduces droplet size and does not improve canopy penetration. When higher flow rates are needed, use higher flow rate nozzles instead of increasing pressure.

**Number of nozzles**-Use the minimum number of nozzles that provide uniform coverage.

**Nozzle Orientation**-Orienting nozzles so that the spray is released backwards, parallel to the airstream will produce larger droplets than other orientations. Significant deflection from the horizontal will reduce droplet size and increase drift potential.

**Nozzle Type**-Use a nozzle type that is designed for the intended application. With most nozzle types, narrower spray angles produce larger droplets. Consider using low-drift nozzles. Solid stream nozzles oriented straight back produce larger droplets than other nozzle types.

**Boom Length**-For some use patterns, reducing the effective boom length to less than  $\frac{3}{4}$  of the wingspan or rotor length may further reduce drift without reducing swath width.

**Application**-Applications should not be made at a height greater than 10 feet above the top of the largest plants unless a greater height is required for aircraft safety. Making applications at the lowest height that is safe reduces exposure of droplets to evaporation and wind.

**Swath Adjustment:** When applications are made with a crosswind, the swath will be displaced downwind. Therefore, on the up and downwind edges of the field, the applicator must compensate for this displacement by adjusting the path of the aircraft upwind. Swath adjustment distance should increase, with increasing drift potential (higher wind, smaller drops, etc.).

**Wind:** Drift potential is lowest between wind speeds of 2-10 mph. However, many factors, including droplet size and equipment type determine drift potential at any given speed. Application should be avoided below 2 mph due to variable wind direction and high inversion potential. Note: Local terrain can

7/6/08

influence wind patterns. Every applicator should be familiar with local wind patterns and how they affect drift.

**Temperature and Humidity:** When making applications in low relative humidity, set up equipment to produce larger droplets to compensate for evaporation. Droplet evaporation is most severe when conditions are both hot and dry.

**Temperature Inversions:** Applications should not occur during a temperature inversion, because drift potential is high. Temperature inversions restrict vertical air mixing, which causes small suspended droplets to remain in a concentrated cloud. This cloud can move in unpredictable directions due to the light variable winds common during inversions. Temperature inversions are characterized by increasing temperatures with altitude and are common on nights with limited cloud cover and light to no wind. They begin to form as the sun sets and often continue into the morning. Their presence can be indicated by ground fog; however, if fog is not present, inversions can also be identified by the movement of smoke from a ground source or an aircraft smoke generator. Smoke that layers and moves laterally in a connected cloud (under low wind conditions) indicates an inversion, while smoke that moves upwards and rapidly dissipates indicates good vertical air mixing.

**Sensitive Areas:** The pesticide should only be applied when the potential for drift to adjacent sensitive areas (e.g., residential areas, bodies of water, known habitat for threatened or endangered species, non-target crops) is minimal (e.g., when wind is blowing away from the sensitive areas).

---

## Mixing

---

Clean sprayer parts immediately after using GF-887B by thoroughly flushing with water.

**NOTE: reduced results may occur if water containing soil is used, such as visibly muddy water or water from ponds and ditches that is not clear.**

### Mixing with Water

GF-887B mixes readily with water. Mix spray solutions of GF-887B as follows: Fill the mixing or spray tank with the required amount of water. Add the recommended amount of GF-887B near the end of the filling process and mix well. Use caution to avoid siphoning back into the carrier source. Use approved anti-back-siphoning devices where required by state or local regulations. During mixing and application, foaming of the spray solution may occur. To prevent or minimize foam, avoid the use of mechanical agitators, terminate by-pass and return lines at the bottom of the tank and, if needed, use an approved anti-foam or defoaming agent.

### Tank Mixing Procedure

Mix labeled tank mixtures of GF-887B with water as follows:

1. Place a 20 to 35 mesh screen or wetting basket over filling port.
2. Through the screen, fill the spray tank one-half full with water and start agitation.
3. If a wettable powder is used, make a slurry with the water carrier, and add it **slowly** through the screen into the tank. Continue agitation.
4. If a flowable formulation is used, premix one part flowable with one part water. Add diluted mixture **slowly** through the screen into the tank. Continue agitation.
5. If an emulsifiable concentrate formulation is used, premix one part emulsifiable concentrate with two parts water. Add diluted mixture slowly through the screen into the tank. Continue agitation.
6. Continue filling the spray tank with water and add the required amount of GF-887B near the end of the filling process.

7/7/08

7. Add individual formulations to the spray tank as follows: wettable powder, flowable, emulsifiable concentrate, drift control additive and water-soluble liquid.

Maintain good agitation at all times until the contents of the tank are sprayed. If the spray mixture is allowed to settle, thorough agitation is required to resuspend the mixture before spraying is resumed.

Keep by-pass line on or near the bottom of the tank to minimize foaming. Screen size in nozzle or line strainers should be no finer than 50 mesh.

Always predetermine the compatibility of labeled tank mixtures of GF-887B with water carrier by mixing small proportional quantities in advance.

Refer to the "Tank Mixing" section under "General Information" for additional precautions.

### Mixing for Hand-held Sprayers

Prepare the desired volume of spray solution by mixing the amount of GF-887B in water as shown in the following table:

#### Spray Solution

Spray Concentration (percent)	Amount of GF-887B for Desired Volume:		
	1 gal	25 gal	100 gal
0.5%	2/3 fl oz	1 pt	2 qt
0.75%	1 fl oz	24 fl oz	3 qt
1.0%	1 1/3 fl oz	1 qt	1 gal
1.5%	2 fl oz	1 1/2 qt	1 1/2 gal
2.0%	2 2/3 fl oz	2 qt	2 gal
3.75	5 fl oz	3 3/4 qt	3 3/4 gal
5.0%	6 1/2 fl oz	5 qt	5 gal
10.0%	13 fl oz	10 qt	10 gal

2 tablespoons = 1 fluid ounce

For use in knapsack sprayers, it is suggested that the recommended amount of GF-887B be mixed with water in a larger container. Fill sprayer with the mixed solution.

### Ammonium Sulfate

The addition of 1 to 2 percent dry ammonium sulfate by weight or 8.5 to 17 pounds per 100 gallons of water may increase the performance of GF-887B, particularly when tank mixed with certain residual herbicides on annual and perennial weeds. The equivalent rate of ammonium sulfate in a liquid formulation may also be used. Ensure that ammonium sulfate is completely dissolved in the spray tank before adding herbicides. Thoroughly rinse the spray system with clean water after use to reduce corrosion.

**Note:** When using ammonium sulfate, apply GF-887B at rates recommended in this label. Lower rates will result in reduced performance.

### Colorants or Dyes

Agriculturally-approved colorants or marking dyes may be added to GF-887B. Colorants or dyes used in spray solutions of GF-887B may reduce performance, especially at lower rates or dilutions. Use colorants or dyes according to the manufacturer's recommendations.

7/8/08

## Drift Control Additives

Drift control additives may be used with all equipment types, except wiper applicators, sponge bars and CDA equipment. When a drift control additive is used, read and carefully observe the cautionary statements and all other information appearing on the additive label.

## Application Equipment and Techniques

Do not apply GF-887B through any type of irrigation system.

GF-887B may be applied with the following application equipment:

**Aerial:** Fixed Wing and Helicopter

**Ground Broadcast Spray:** Boom or boomless systems, pull-type sprayer, floaters, pick-up sprayers, spray coupes and other ground broadcast equipment.

**Hand-Held and High-Volume Spray Equipment:** Knapsack and backpack sprayers, pump-up pressure sprayers, handguns, hand wands, mistblowers<sup>1</sup>, lances and other hand-held and motorized spray equipment used to direct the spray onto weed foliage.

<sup>1</sup>GF-887B is not registered in California or Arizona for use in mistblowers.

**Selective Equipment:** Recirculating sprayers, shielded and hooded sprayers, wiper applicators and sponge bars.

**Injection Systems:** Aerial or ground injection sprayers.

**Controlled Droplet Applicator (CDA):** Hand-held or boom-mounted applicators, which produce a spray, consisting of a narrow range of droplet sizes.

**Apply these spray solutions in properly maintained and calibrated equipment capable of delivering desired volumes.**

**Injection and Frill Application (Woody Brush and Trees):** Use suitable equipment that will deliver GF-887B into the living tissue of trees and brush.

**Cut Stump Application:** Apply using suitable equipment to ensure coverage of the entire cambium of cut stems.

## Aerial Equipment

**Do not apply this product using aerial spray equipment except under conditions as specified within this label.**

**For aerial application in California, refer to the federal supplemental label entitled "For Aerial Application in California Only" for aerial applications in that state for specific instructions, restrictions and requirements. In California, aerial application may be made for forestry site preparation and in noncrop areas. In California, this product is recommended for aerial application by helicopter only.**

Tank mixtures of GF-887B plus Oust, Banvel (dicamba) or 2,4-D herbicide may not be applied by air in California.

7/9/08

Use the recommended rates of this herbicide in 3 to 15 gallons of water per acre unless otherwise specified on this label. Unless otherwise specified, do not exceed 24 fl oz per acre. Refer to the individual use area sections of this label for recommended volumes and application rates.

Avoid direct application to any body of water.

**AVOID DRIFT: do not apply during low-level inversion conditions, when winds are gusty or under any other condition which favors drift. Drift may cause damage to any vegetation contacted to which treatment is not intended. To prevent injury to adjacent desirable vegetation, appropriate buffer zones must be maintained.**

Coarse sprays are less likely to drift; therefore, do not use nozzles or nozzle configurations that dispense spray as fine spray droplets. Do not angle nozzles forward into the airstream and do not increase spray volume by increasing nozzle pressure.

**Ensure uniform application:** To avoid streaked, uneven or overlapped application, use appropriate marking devices.

Thoroughly wash aircraft, especially landing gear, after each day of spraying to remove residues of GF-887B accumulated during spraying or from spills. **Prolonged exposure of GF-887B to uncoated steel surfaces may result in corrosion and possible failure of the part. Landing gear are most susceptible.** The maintenance of an organic coating (paint), which meets aerospace specification MIL-C-38413, may prevent corrosion.

### Ground Broadcast Equipment

Use the recommended rates of GF-887B in 3 to 40 gallons of water per acre as a broadcast spray unless otherwise specified. As density of weeds increases, spray volume should be increased within the recommended range to ensure complete coverage. Carefully select proper nozzles to avoid spraying a fine mist. For best results with ground application equipment, use flat fan nozzles. Check for even distribution of spray droplets.

### Hand-Held and High-Volume Equipment

Apply to foliage of vegetation to be controlled. For applications made on a spray-to-wet basis, spray coverage should be uniform and complete. Do not spray to the point of runoff. Use coarse sprays only.

For control of weeds listed in the annual weeds rate tables, apply a 0.5 percent solution of GF-887B to weeds less than 6 inches in height or runner length. Apply prior to seedhead formation in grass or bud formation in broadleaf weeds. For annual weeds over 6 inches tall, or unless otherwise specified, use a 1 percent solution.

For best results, use a 1.5 percent solution on harder-to-control perennials, such as bermudagrass, dock, field bindweed, hemp dogbane, milkweed and Canada thistle.

For low volume directed spray applications, use a 3.75 to 7.5 percent solution of this product for control or partial control of annual weeds, perennial weeds, or woody brush and trees. Spray coverage should be uniform with at least 50% of the foliage contacted. Coverage of the top one-half of the plant is important for best results. To ensure adequate spray coverage, spray both sides of large or tall woody brush and trees, when foliage is thick and dense, or where there are multiple sprouts.

80/108

## Selective Equipment

GF-887B may be applied through recirculating spray systems, shielded applicators, hooded sprayers, wiper applicators or sponge bars after dilution and thorough mixing with water to listed weeds growing in any noncrop site specified on this label and only when specifically recommended in cropping systems.

A recirculating spray system directs the spray solution onto weeds growing above desirable vegetation, while spray solution not intercepted by weeds is collected and returned to the spray tank for reuse.

A shielded or hooded applicator directs the herbicide solution onto weeds, while shielding desirable vegetation from the herbicide.

A wiper or sponge applicator applies the herbicide solution onto weeds by rubbing the weed with an absorbent material containing the herbicide solution.

### **Avoid contact of herbicide with desirable vegetation.**

Contact of the herbicide solution with desirable vegetation may result in damage or destruction. Applicators used above desirable vegetation should be adjusted so that the lowest spray stream or wiper contact point is at least 2 inches above the desirable vegetation. Droplets, mist, foam or splatter of the herbicide solution settling on desirable vegetation may result in discoloration, stunting or destruction.

Applications made above the crops should be made when the weeds are a minimum of 6 inches above the desirable vegetation. Better results may be obtained when more of the weed is exposed to the herbicide solution. Weeds not contacted by the herbicide solution will not be affected. This may occur in dense clumps, severe infestations or when the height of the weeds varies so that not all weeds are contacted. In these instances, repeat treatment may be necessary.

### **Shielded and hooded applicators**

Use nozzles that provide uniform coverage within the treated area. Keep shields on these sprayers adjusted to protect desirable vegetation. **Extreme care must be exercised to avoid contact of herbicide with desirable vegetation.**

### **Wiper applicators and sponge bars**

Wiper applicators are devices that physically wipe appropriate amounts of GF-887B directly onto the weed.

Equipment must be designed, maintained and operated to prevent the herbicide solution from contacting desirable vegetation. Operate this equipment at ground speeds no greater than 5 mph. Performance may be improved by reducing speed in areas of heavy weed infestations to ensure adequate wiper saturation. Better results may be obtained if 2 applications are made in opposite directions.

Avoid leakage or dripping onto desirable vegetation. Adjust height of applicator to ensure adequate contact with weeds. Keep wiping surfaces clean. Be aware that, on sloping ground, the herbicide solution may migrate, causing dripping on the lower end and drying of the wicks on the upper end of a wiper applicator.

Do not use wiper equipment when weeds are wet.

Mix only the amount of solution to be used during a 1-day period, as reduced activity may result from use of leftover solutions. Clean wiper parts immediately after using GF-887B by thoroughly flushing with water.

A nonionic surfactant at a rate of 10 percent by volume of total herbicide solution is recommended for all wiper applications.



8/1/08

**For Rope or Sponge Wick Applicators:** Mix 3 quarts of GF-887B in 2 gallons of water to prepare a 25 percent solution. Apply this solution to weeds listed in this section.

**For Porous-Plastic Applicators:** Solutions ranging from 25 to 100 percent of GF-887B in water may be used in porous-plastic wiper applicators.

When applied as recommended, GF-887B **controls** the following weeds:

corn, volunteer	sicklepod
panicum, Texas	spanishneedles
rye, common	starbur, bristly
shattercane	

When applied as recommended, GF-887B **suppresses** the following weeds:

beggarweed, Florida	ragweed, common
bermudagrass	ragweed, giant
dogbane, hemp	smutgrass
dogfennel	sunflower
guineagrass	thistle, Canada
johnsongrass	thistle, musk
milkweed	vaseygrass
nightshade, silverleaf	velvetleaf
pigweed, redroot	

## Injection Systems

GF-887B may be used in aerial or ground injection spray systems. It may be used as a liquid concentrate or diluted prior to injecting into the spray stream. Do not mix GF-887B with the concentrate of other products when using injection systems.

## CDA Equipment

The rate of GF-887B applied per acre by vehicle-mounted controlled droplet application (CDA) equipment must not be less than the amount recommended in this label when applied by conventional broadcast equipment. For vehicle-mounted CDA equipment, apply 3 to 15 gallons of water per acre.

For the control of annual weeds with hand-held CDA units, apply a 20 percent solution of GF-887B at a flow rate of 2 fluid ounces per minute and a walking speed of 1.5 mph (1.5 pints per acre). For the control of perennial weeds, apply a 20 to 40 percent solution of GF-887B at a flow rate of 2 fluid ounces per minute and a walking speed of 0.75 mph (3 to 6 pints per acre).

Controlled droplet application equipment produces a spray pattern that is not easily visible. Extreme care must be exercised to avoid spray or drift contacting the foliage or any other green tissue of desirable vegetation, as damage or destruction may result.

## Injection and Frill Application (Woody Brush and Trees)

**Types of Application:** Injection and frill application may be used in any noncrop site listed on this label

8/108

GF-887B may be used to control woody brush and trees by injection or frill applications. Apply GF-887B using suitable equipment that must penetrate into the living tissue. Apply the equivalent of 1 ml of GF-887B per each 2 to 3 inches of trunk diameter at breast height (DBH). This is best achieved by applying a 40 to 100 percent concentration of GF-887B either to a continuous frill around the tree or as cuts evenly spaced around the tree below all branches. As tree diameter increases in size, better results are achieved by applying diluted material to a continuous frill or more closely spaced cuttings. Avoid application techniques that allow runoff to occur from frilled or cut areas in species that exude sap freely. In species such as this, make the frill or cuts at an oblique angle to produce a cupping effect and use a 100 percent concentration of GF-887B. For best results, applications should be made during periods of active growth and after full leaf expansion. GF-887B will control many species, some of which are listed below:

<b>Control</b>	<b>Partial Control</b>
Oak	Black gum
Poplar	Dogwood
Sweetgum	Hickory
Sycamore	Maple, red

### **Cut Stump Application**

**Types of Application:** Treating cut stumps in any noncrop site listed on this label

**Specific Use Recommendations:** GF-887B will control regrowth of cut stumps and resprouts of many types of woody brush and tree species, some of which are listed below. Apply GF-887B using suitable equipment to ensure coverage of the entire cambium. Cut trees or resprouts close to the soil surface. Apply a 40 to 100 percent solution of GF-887B to the freshly cut surface immediately after cutting. Delays in application may result in reduced performance. For best results, applications should be made during periods of active growth and full leaf expansion

alder	poplar †
coyote brush †	reed, giant
dogwood †	saltcedar
eucalyptus	sweetgum
Hickory †	sycamore †
madrone	tan oak
maple †	willow
oak	

† GF-887B is not approved for this use on these species in the state of California.

**Precautions and Restrictions:** Do not make cut stump applications when the roots of desirable woody brush or trees may be grafted to the roots of the cut stump. Injury resulting from root grafting may occur in adjacent woody brush or trees.

### **General Noncrop Areas and Industrial Sites**

**Labeled Use Sites:** GF-887B may be used in areas such as airports, apartment complexes, Christmas tree farms, ditch banks, dry ditches, dry canals, fencerows, golf courses, industrial sites, lumberyards, manufacturing sites, office complexes, ornamental nurseries, parks, parking areas, petroleum tank farms and pumping installations, railroads, recreational areas, residential areas, roadsides, sod or turf seed farms, schools, storage areas, utility substations, warehouse areas, other public areas, and similar industrial and noncrop sites and wildlife habitat management areas.

83/108

**Types of Applications:** General nonselective weed control, trim-and-edge, chemical mowing, cut stumps, injection and frill, habitat management.

GF-887B may be used in general noncrop areas. It may be applied with any application equipment described in this label. GF-887B may be used to trim-and-edge around objects in noncrop sites, for spot treatment of unwanted vegetation and to eliminate unwanted weeds growing in established shrub beds or ornamental plantings. GF-887B may be used prior to planting an area to ornamentals, flowers, turfgrass (sod or seed), or prior to laying asphalt or beginning construction projects.

### General nonselective weed control, Trim-and-edge and Bare Ground

GF-887B may be tank mixed with the following herbicide products. Refer to these product labels for labeled application sites and application rates. For annual weeds, use 24 fl oz per acre of GF-887B when weeds are less than 6 inches tall and 2.25 pints per acre when weeds are greater than 6 inches tall. If weed growth is heavy or dense and/or growing in an undisturbed (non-cultivated) area and/or growing under stress, up to 3 quarts per acre may be applied. For perennial weeds, apply 1.5 to 3.75 quarts per acre in these tank mixes. For tank mixtures of GF-887B with these products through backpack sprayers, handguns or other high-volume spray-to-wet applications, see the "Hand-Held and High Volume Equipment" section of this label for recommended rates.

Arsenal	Plateau
Barvel (dicamba) †	Princep DF
Barricade 65WG	Princep Liquid
diuron †	Ronstar 50WP
Endurance	Sahara
Escort	simazine
Karmex DF	Surflan*
Krovar I DF	Telar
Oust	Vanquish
Pendulum 3.3 EC	2,4-D †
Pendulum WDG	

† GF-887B may be tank mixed with this product provided the label includes use on non-cropland and industrial sites.

Tank mixtures of GF-887B with Oust, Barvel and 2,4-D may not be applied by air in California.

When applied as a tank mixture for bare ground, GF-887B provides control of the emerged annual weeds and control or partial control of emerged perennial weeds, woody brush and trees.

For control or partial control of the following perennial weeds, apply 1.5 to 3 pints of GF-887B plus 2 to 4 ounces of Oust per acre.

Bahiagrass	Fescue, tall
Bermudagrass	Johnsongrass
Broomsedge	Poorjoe
Dallisgrass	Quackgrass
Dock, curly	Vaseygrass
Dogfennel	Vervain, blue

### Chemical mowing

**Perennials:** GF-887B will suppress perennial grasses listed in this section to serve as a substitute for mowing. Apply GF-887B at a rate of 4.5 to 6 fluid ounces per acre. Use 6 fluid ounces of GF-887B per

84/108

acre when treating tall fescue, fine fescue, orchardgrass or quackgrass covers. Use 4.6 fluid ounces of GF-887B per acre when treating Kentucky bluegrass. Apply treatments in 10 to 40 gallons of spray solution per acre.

**Precautions and Restrictions:** Use only in areas where some temporary injury or discoloration of perennial grasses can be tolerated.

**Annuals:** For growth suppression of some annual grasses, such as annual ryegrass, wild barley and wild oats growing in coarse turf on roadsides or other industrial areas, apply 3 to 3.75 fluid ounces of GF-887B in 10 to 40 gallons of spray solution per acre. Applications should be made when annual grasses are actively growing and before the seedheads are in the boot stage of development. Treatments may cause injury to the desired grasses.

### **Dormant turfgrass**

GF-887B may be used to control or suppress many winter annual weeds and tall fescue for effective release of dormant bermudagrass and bahiagrass turf. Treat only when turf is dormant and prior to spring greenup.

Apply 6 to 48 fluid ounces of GF-887B per acre. Apply the recommended rates in 10 to 40 gallons of water per acre. Use only in areas where bermudagrass or bahiagrass are desirable ground covers and where some temporary injury or discoloration can be tolerated.

Treatments in excess of 12 fluid ounces per acre may result in injury or delayed greenup in highly maintained areas, such as golf courses and lawns. **Do not apply tank mixtures of GF-887B plus Oust in highly maintained turfgrass areas.** For further uses, refer to the "**Roadsides**" section of this label, which gives rates for dormant bermudagrass and bahiagrass treatments.

### **Actively growing bermudagrass**

GF-887B may be used to control or partially control many annual and perennial weeds for effective release of actively growing bermudagrass. **Do not apply more than 12 fluid ounces of GF-887B per acre in highly maintained turfgrass areas.** **Do not apply tank mixtures of GF-887B plus Oust in highly maintained turfgrass areas.** For further uses, refer to the "**Roadsides**" section of this label, which gives rates for bermudagrass treatments. Use only in areas where some temporary injury or discoloration can be tolerated.

### **Turfgrass renovation, seed, or sod production**

GF-887B controls most existing vegetation prior to renovating turfgrass areas or establishing turfgrass grown for seed or sod. For maximum control of existing vegetation, delay planting or sodding to determine if any regrowth from escaped underground plant parts occurs. When repeat treatments are necessary, sufficient regrowth must be attained prior to application. For warm-season grasses such as bermudagrass, summer or fall applications provide the best control. Where existing vegetation is growing under mowed turfgrass management, apply GF-887B after omitting at least one regular mowing to allow sufficient growth for good interception of the spray.

Do not disturb soil or underground plant parts before treatment. Tillage or renovation techniques such as vertical mowing, coring or slicing should be delayed for 7 days after application to allow translocation into underground plant parts.

Desirable turfgrasses may be planted following the above procedures.

85/108

Hand-held equipment may be used for spot treatment of unwanted vegetation growing in existing turfgrass. Broadcast or hand-held equipment may be used to control sod remnants or other unwanted vegetation after sod is harvested.

Do not feed or graze turfgrass grown for seed or sod production for 8 weeks following application.

### Ornamentals, Plant Nurseries and Christmas trees

**Post-direct, Trim-and-edge:** GF-887B may be used as a post-directed spray around established woody ornamental species such as arborvitae, azalea, boxwood, crabapple, eunonymus, fir, douglas fir, jojoba, hollies, lilac, magnolia, maple, oak, privet, pine, spruce and yew. GF-887B may also be used to trim and edge around trees, buildings, sidewalks and roads, potted plants and other objects in a nursery setting.

Desirable plants may be protected from the spray solution by using shields or coverings made of cardboard or other impermeable material. **This product is NOT recommended for use as any over-the-top broadcast spray in ornamentals and Christmas trees.** Care must be exercised to avoid contact of spray, drift or mist with foliage or green bark of established ornamental species.

**Site preparation:** GF-887B may be used prior to planting any ornamental, nursery or Christmas tree species.

**Greenhouse/Shadehouse:** GF-887B may be used to control weeds growing in and around greenhouses and shadehouses. Desirable vegetation must not be present during application and air circulation fans must be turned off.

### Forestry Site Preparation

GF-887B herbicide is recommended for the control or partial control of woody brush, trees and herbaceous weeds in forestry. This product is also recommended for use in preparing or establishing wildlife openings within these sites and maintaining logging roads.

In forestry sites, GF-887B is recommended for use in site preparation prior to planting any tree species, including Christmas trees, eucalyptus, hybrid tree cultivars and silvicultural nursery sites. Unless otherwise specified, applications of this product may be made for control or partial control of herbaceous weeds, woody brush and trees listed in the "Weeds Controlled" section of the product label for GF-887B.

#### Application Rates:

Method of Application	Application Rate	Spray Volume (gal/acre)
<b>Broadcast</b>		
Aerial	1.5 to 7.5 qt/acre	5 to 30
Ground	1.5 to 7.5 qt/acre	10 to 60
<b>Spray-to-Wet</b>		
Handgun	0.75 to 1.5%	spray-to-wet
Backpack	by volume	
<b>Low Volume Directed Spray<sup>††</sup></b>		
Handgun	3.75% to 7.5%	partial
Backpack	by volume	coverage

<sup>††</sup> For low volume directed spray applications, coverage should be uniform with at least 50 percent of the foliage contacted. For best results, coverage of the top one-half of the plant is important.

8/6/08

Use higher rates of GF-887B within the recommended rate ranges for control or partial control of woody brush, trees and hard-to-control perennial herbaceous weeds. For best results, apply to actively growing woody brush and trees after full leaf expansion and before fall color and leaf drop. Use increased rates within the recommended rate range to control of perennial herbaceous weeds from emergence up to the appearance of seedheads, flowers or berries. Use lower rates within the recommended rate range to control annual herbaceous weeds and actively growing perennial herbaceous weeds after seedheads, flowers or berries appear. Apply to foliage of actively growing annual herbaceous weeds anytime after emergence.

This product has no herbicidal or residual activity in the soil. Where repeat applications are necessary, do not exceed 8 quarts per acre per year.

### Tank Mixtures

GF-887B may be used in tank mix combination with other herbicide products to broaden the spectrum of vegetation controlled. When tank mixing, read and observe applicable use directions, precautions and limitations on the respective product labels. Use according to the most restrictive precautionary statements for each product on the mixture. Any recommended rate of GF-887B may be used in a tank mix.

**Note:** For forestry site preparation, make sure the tank mix product is approved for use prior to planting the desired species. Observe planting interval restrictions.

Any recommended rate of this product may be used in a tank mix with the following products for forestry site preparation:

Product	Method of Application and Use Rates
<b>Broadcast</b>	
Garlon* 3A <sup>†</sup> herbicide	1 to 4 qt/acre
Garlon 4 herbicide	1 to 4 qt/acre
Arsenal Applicators Concentrate	2 to 16 fl oz/acre
Escort herbicide	1/2 to 1 1/2 oz/acre
Chopper herbicide	4 to 32 fl oz/acre
Oust herbicide	1 to 4 oz/acre
<b>Spray-to-Wet Rates</b>	
Arsenal Applicators Concentrate	1/32% to 1/2% by volume
<b>Low Volume Directed Spray Rates</b>	
Arsenal Applicators Concentrate	1/8% to 1/2% by volume

<sup>†</sup> Ensure that Garlon 3A is thoroughly mixed with water before adding GF-887B. Agitation is required while mixing GF-887B with Garlon 3A to avoid compatibility problems.

For control of herbaceous weeds, use the lower recommended tank mixture rates. For control of dense stands or difficult-to-control woody brush and trees, use the higher recommended rates.

### Aerial Equipment

GF-887B is recommended for aerial application in forestry sites by helicopter only. For details on aerial application, refer to "Aerial Equipment" in the "Application Equipment and Techniques" section of this label.

### Ground Broadcast Equipment

GF-887B is recommended for broadcast applications using suitable ground equipment in forestry sites. For details on ground broadcast application, refer to "Ground Broadcast Equipment" in the "Application

8/1/08

Equipment and Techniques" section of this label. Apply the recommended rates of GF-887B as a broadcast spray in 10 to 60 gallons of clean water per acre. Check for even distribution throughout the spray pattern.

### **Backpack and Handgun Equipment**

GF-887B is recommended for application through backpack and handgun equipment. For details, refer to "Hand-Held and High Volume Equipment" in the "Application Equipment and Techniques" section of this label.

For spray-to-wet applications, coverage should be uniform and complete, but not to the point of runoff.

GF-887B may be used for low volume directed sprays for spot treatment of trees and brush. It is most effective in areas where there is a low density of undesirable trees or brush. If a straight stream nozzle is used, start the application at the top of the targeted vegetation and spray from top to bottom in a lateral zigzag motion. For flat fan and cone nozzles, spray the foliage of the targeted vegetation. Small, open branched trees need only be treated from one side. If the foliage is thick or there are multiple root sprouts, application must be made from several sides to ensure adequate spray coverage.

### **Injection and Frill Application**

GF-887B may be used to control woody brush and trees injection or frill applications. For details, refer to "Injection and Frill Application" in the "Application Equipment and Techniques" section of this label.

### **Cut Stump Application**

Woody vegetation may be controlled by treating freshly cut stumps of trees and resprouts with this product. For details, refer to "Cut Stump Application" in the "Application Equipment and Techniques" section of this label.

### **Selective Equipment**

GF-887B may be applied through shielded sprayers or wiper application equipment. For details, refer to "Selective Equipment" in the "Application Equipment and Techniques" section of this label.

## **Wildlife Habitat Management and Restoration**

**Types of Uses:** Habitat restoration and maintenance, wildlife food plots

### **Habitat restoration and maintenance**

**Specific Use Recommendations:** GF-887B may be used to control exotic and other undesirable vegetation in habitat management and natural areas, including rangeland and wildlife refuges. Applications can be made to allow recovery of native plant species, prior to planting desirable native species, and for similar broad-spectrum vegetation control requirements. Spot treatments can be made to selectively remove unwanted plants for habitat maintenance and enhancement.

### **Wildlife food plots**

**Specific Use Recommendations:** GF-887B may be used as a site preparation treatment to control annual and perennial weeds prior to planting wildlife food plots. Any wildlife food species may be planted after applying GF-887B, or native species may be allowed to repopulate the area. If tillage is needed to prepare a seedbed, wait 7 days after application before tillage.

58/108

## Parks, Recreational and Residential Areas

GF-887B may be used in parks, recreational and residential areas. It may be applied with any application equipment described in this label. GF-887B may be used to trim-and-edge around trees, fences, paths, around buildings, sidewalks, and other objects in these areas. GF-887B may be used for spot treatment of unwanted vegetation. GF-887B may be used to eliminate unwanted weeds growing in established shrub beds or ornamental plantings. GF-887B may be used prior to planting an area to ornamentals, flowers, turfgrass (sod or seed), or prior to laying asphalt or beginning construction projects.

All of the instructions in the "General Noncrop Areas and Industrial Sites" section apply to park and recreational areas.

## Railroads

All of the instructions in the "General Noncrop Areas and Industrial Sites" section apply to railroads.

### Bare ground, Ballast and Shoulders, Crossings, and Spot treatment

GF-887B may be used to maintain bare ground on railroad ballast and shoulders. Repeat applications of GF-887B may be used, as weeds emerge, to maintain bare ground. GF-887B may be used to control tall-growing weeds to improve line-of-sight at railroad crossings and reduce the need for mowing along rights-of-way. For crossing applications, up to 80 gallons of spray solution per acre may be used. GF-887B may be tank mixed with the following herbicide products for ballast, shoulder, spot, bare ground and crossing treatments:

Arsenal	Krovar I DF
Banvel (dicamba) †	Oust
Diuron †	Sahara
Escort	Spike*
Garlon 3A	Telar
Garlon 4	Vanquish
Hyvar X	2,4-D †

† GF-887B may be tank mixed with this product provided the label includes use on non-cropland areas and industrial sites.

### Brush control

GF-887B may be used to control woody brush and trees on railroad rights-of-way. Apply 3 to 7.5 quarts of GF-887B per acre as a broadcast spray, using boom-type or boomless nozzles. Up to 80 gallons of spray solution per acre may be used. Apply a 0.75 to 1.5 percent solution of GF-887B when using high-volume spray-to-wet applications. Apply a 3.75 to 7.5 percent solution of GF-887B when using low volume directed sprays for spot treatment. GF-887B may be mixed with the following herbicide products for enhanced control of woody brush and trees:

Arsenal	Garlon 4
Escort	Tordon* K
Garlon 3A	

### Bermudagrass release

GF-887B may be used to control or partially control many annual and perennial weeds for effective release of actively growing bermudagrass. Apply 0.75 to 2.25 pints of GF-887B in up to 80 gallons of spray solution per acre. Use the lower rate when treating annual weeds below 6 inches in height (or runner length). Use the higher rate as weeds increase in size or as they approach flower or seedhead formation. These rates will also provide partial control of the following perennial species:



8/1/08

Bahiagrass	Johnsongrass
Bluestem, silver	Trumpetcreeper
Fescue, tall	Vaseygrass

GF-887B may be tank-mixed with Oust. If tank-mixed, use no more than 0.75 to 2.25 pints of GF-887B with 1 to 2 ounces of Oust per acre. Use the lower rates of each product to control annual weeds less than 6 inches in height (or runner length) that are listed in this label and the Oust label. Use the higher rates as annual weeds increase in size and approach the flower or seedhead stages. These rates will also provide partial control of the following perennial weeds:

Bahiagrass	Fescue, tall
Blackberry	Johnsongrass
Bluestem, silver	Poorjoe
Broomsedge	Raspberry
Dallisgrass	Trumpetcreeper
Dewberry	Vaseygrass
Dock, curly	Vervain, blue
Dogfennel	

Use only on well-established bermudagrass. Bermudagrass injury may result from the treatment, but regrowth will occur under moist conditions. Repeat applications in the same season are not recommended, since severe injury may occur.

## Roadsides

All of the instructions in the "**General Noncrop Areas and Industrial Sites**" section apply to roadsides.

### Shoulder treatments

GF-887B may be used on road shoulders. It may be applied with boom sprayers, shielded boom sprayers, high-volume off-center nozzles, hand-held equipment, and similar equipment.

### Guardrails and other obstacles to mowing

GF-887B may be used to control weeds growing under guardrails and around signposts and other objects along the roadside.

### Spot treatment

GF-887B may be used as a spot treatment to control unwanted vegetation growing along roadsides.

### Tank mixtures

GF-887B may be tank-mixed with the following herbicide products for shoulder, guardrail, spot and bare ground treatments:

Banvel (dicamba) †	Princep Liquid
diuron †	Ronstar 50WP
Endurance	Sahara
Escort	simazine †
Krovar I DF	Surflan
Oust	Telar
Pendulum 3.3 EC	Vanquish
Pendulum WDG	2,4-D †
Princep DF	

9/1/08

† GF-887B may be tank mixed with this product provided the label includes use on non-cropland areas and industrial sites.

See the **"General Noncrop Areas and Industrial Sites"** section of this label for general instructions for tank mixing.

#### **Release of Bermudagrass or Bahiagrass Dormant applications**

GF-887B may be used to partially control many winter annual weeds and tall fescue for effective release of dormant bermudagrass or bahiagrass. Treat only when turf is dormant and prior to spring greenup. GF-887B may also be tank-mixed with Oust for residual control. Tank mixtures of GF-887B with Oust may delay greenup.

For best results on winter annuals, treat when plants are in an early growth stage (below 6 inches in height) after most have germinated. For best results on tall fescue, treat when fescue is at or beyond the 4- to 6-leaf stage.

Apply 6 to 48 fluid ounces of GF-887B per acre alone or in a tank mixture with ¼ to 1 ounce per acre of Oust. Apply the recommended rates in 10 to 40 gallons of water per acre. Use only in areas where bermudagrass or bahiagrass are desirable ground covers and where some temporary injury or discoloration can be tolerated. To avoid delays in greenup and minimize injury, add no more than 1 ounce of Oust per acre on bermudagrass and no more than 0.5 ounce of Oust per acre on bahiagrass and avoid treatments when these grasses are in a semi-dormant condition.

#### **Actively growing bermudagrass**

GF-887B may be used to control or partially control many annual and perennial weeds for effective release of actively growing bermudagrass. Apply 0.75 to 2.25 pints of GF-887B in 10 to 40 gallons of spray solution per acre. Use the lower rate when treating annual weeds below 6 inches in height (or runner length). Use the higher rate as weeds increase in size or as they approach flower or seedhead formation. These rates will also provide partial control of the following perennial species:

Bahiagrass	Johnsongrass
Bluestem, silver	Trumpetcreeper
Fescue, tall	Vaseygrass

GF-887B may be tank-mixed with Oust. If tank-mixed, use no more than 0.75 to 1.5 pints of GF-887B with 1 to 2 ounces of Oust per acre. Use the lower rates of each product to control annual weeds less than 6 inches in height (or runner length) that are listed in this label and the Oust label. Use the higher rates as annual weeds increase in size and approach the flower or seedhead stages. These rates will also provide partial control of the following perennial weeds:

Bahiagrass	Fescue, tall
Bluestem, silver	Johnsongrass
Broomsedge	Poorjoe
Dallisgrass	Trumpetcreeper
Dock, curly	Vaseygrass
Dogfennel	Vervain, blue

Use only on well-established bermudagrass. Bermudagrass injury may result from the treatment, but regrowth will occur under moist conditions. Repeat applications of the tank mix in the same season are not recommended, since severe injury may occur.

#### **Actively growing bahiagrass**

For suppression of vegetable growth and seedhead inhibition of bahiagrass for approximately 45 days, apply 4.5 fluid ounces of GF-887B in 10 to 40 gallons of water per acre. Apply 1 to 2 weeks after full

4/1/08

greenup or after mowing to a uniform height of 3 to 4 inches. This application must be made prior to seedhead emergence.

For suppression up to 120 days, apply 3 fluid ounces of GF-887B per acre, followed by an application of 1.5 to 3 fluid ounces per acre about 45 days later. Make no more than 2 applications per year.

A tank mixture of GF-887B plus Oust may be used. Apply 4.5 fluid ounces of GF-887B plus 0.25 ounces of Oust per acre 1 to 2 weeks following an initial spring mowing. Make only one application per year.

**Annual Weeds Rate Tables  
(Alphabetically By Species)**

Water carrier volumes of 3 to 10 gallons per acre for ground applications and 3 to 5 gallons per acre for aerial applications are recommended.

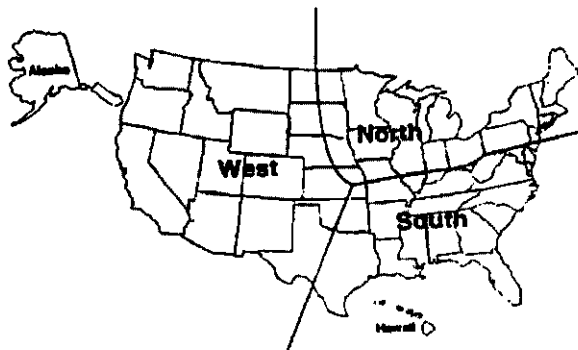
Apply to actively growing annual weeds.

Do not tank mix with soil residual herbicides when using these rates unless otherwise specified.

For weeds that have been mowed, grazed or cut, allow regrowth to occur prior to treatment.

For those rates less than 36 fluid ounces per acre, Glyphomax Plus may be used up to 36 fluid ounces per acre where heavy weed densities exist. See following table for rate information for specific weeds.

Refer to this map for location of the regions listed in the annual weed tables below.



**Annual Weeds Rate Table, North and South Regions**

Weed Species	Region	Rate of Glypro Plus † (Fluid Ounces Per Acre)					
		9	12	18	24	30	36
		Maximum Height/Length					
annoda, spurred		-	1"	2"	3"	5"	8"
barley		-	18"	18"+	-	-	-
barnyardgrass	South	-	3"	5"	7"	9"	12"
	North	-	-	6"	12"	-	-
bittercress		-	12"	20"	-	-	-
bluegrass, annual		-	10"	-	-	-	-
bassia, fivehook		-	-	-	6"	-	-
brome, downy		6"	-	-	-	-	-

9/108

brome, Japanese		-	6"	-	24"	-	-
browntop panicum		-	6"	8"	12"	-	24"
burcucumber		-	6"	12"	-	-	-
buttercup		-	12"	20"	-	-	-
Carolina foxtail		-	20"	-	-	-	-
Carolina geranium		-	-	-	4"	-	9"
carpetweed		-	-	6"	12"	-	-
cheat		-	6"	20"	-	-	-
chervil		-	20"	-	-	-	-
chickweed		-	12"	18"	-	-	-
cocklebur		-	12"	18"	24"	-	-
copperleaf, hophornbeam		-	1"	2"	3"	4"	6"
copperleaf, Virginia		-	1"	2"	3"	4"	6"
corn		-	12"	20"	-	-	-
corn speedwell		-	12"	-	-	-	-
crabgrass		-	12"	18"	-	-	-
cutleaf evening primrose		-	-	-	3"	3"	6"
dwarf dandelion		-	20"	-	-	-	-
eastern manna grass		-	8"	12"	-	-	-
eclipta		-	4"	8"	12"	-	-
fall panicum	South	-	4"	6"	8"	12"	24"
	north	-	6"	12"	18"	-	-
falsedandelion		-	20"	-	-	-	-
falseflax, smallseed		-	12"	-	-	-	-
fiddleneck		-	-	-	6"	6"	12"
field pennycress		-	6"	12"	-	-	-
filaree		-	-	-	-	-	12"
fleabane, annual		-	6"	20"	-	-	-
fleabane, hairy ( <i>conyza bonariensis</i> )		-	6"	-	-	-	-
fleabane, rough		-	3"	6"	12"	-	-
Florida pusley		-	-	-	4"	4"	6"
foxtail	South	-	8"	12"	20"	-	-
	North	18"	18"+	-	-	-	-
goatgrass, jointed		-	6"	-	-	-	-
goosegrass		-	3"	5"	8"	-	18"
grain sorghum (milo)		-	6"	12"	20"	-	-
groundsel, common		-	6"	-	-	-	-
hemp sesbania		-	-	2"	4"	6"	8"
henbit		-	-	-	6"	-	20"
horseweed/marestail ( <i>conyza canadensis</i> )	South	-	-	12"	30"	-	-
	North	-	6"	12"	18"	-	-
itchgrass		-	6"	12"	18"	-	-
jimsonweed		-	-	-	6"	6"	12"
johnsongrass (seedling)	South	-	-	-	18"	-	-
	North	-	12"	18"	-	-	-
jungrice		-	3"	5"	7"	9"	12"
knotweed		-	3"	8"	12"	-	20"
kochia		-	3"-6"	12"	-	-	-
lambsquarters		-	6"	8"	12"	-	20"
little barley		-	20"	-	-	-	-
London rocket		-	6"	-	-	-	-
mayweed		-	-	2"	6"	12"	18"

9/3/08

morningglory ( <i>ipomoea spp.</i> )		-	-	2"	4"	-	6"
mustard, blue		6"	-	-	-	-	-
mustard, tansy		6"	12"	20"	-	-	-
mustard, tumble		6"	-	-	-	-	-
mustard, wild		6"	12"	18"	-	-	-
nightshade, black		6"	12"	-	-	-	-
nightshade, hairy		-	6"	12"	-	-	-
oats		-	-	6"	20"	-	-
pigweed		-	12"	18"	24"	-	-
prickly lettuce		-	6"	12"	20"	-	-
purslane		-	-	-	6"	6"	12"
ragweed, common	South	-	4"	6"	8"	-	11"
	North	-	6"	12"	18"	-	-
ragweed, giant		-	-	4"	6"	-	11"
red rice		-	-	-	4"	-	-
Russian thistle		-	6"	-	-	-	-
rye	South	-	6"	20"	60"	-	-
	North	-	18"	18"+	-	-	-
ryegrass		-	-	-	6"	-	7+"
sandbur, field		12"	-	-	-	-	-
shattercane		-	12"	18"	-	-	-
shepherd's-purse		-	6"	12"	-	-	-
sicklepod		-	-	2"	4"	-	8"
signalgrass, broadleaf		-	3"	5"	7"	9"	12"
smartweed, ladythumb		-	4"	6"	8"	-	12"
smartweed, pennsylvania		-	4"	6"	8"	-	12"
sowthistle, annual		-	-	-	6"	-	12"
spanishneedles		-	-	-	8"	-	18"
speedwell, purslane		-	12	-	-	-	-
sprangletop		-	6"	12"	20"	-	-
spurge, prostrate		-	6"	12"	20"	-	-
spurge, spotted		-	6"	12"	20"	-	-
spurry, umbrella		6"	-	-	-	-	-
stinkgrass		12"	-	-	-	-	-
sunflower		-	12"	18"	-	-	-
teaweed/ prickly sida		1"	2"	3"	4"	6"	-
Texas panicum		6"	8"	12"	-	24"	-
velvetleaf	South	-	2"	3"	4"	5"	8"
	North	-	3"	6"	12"	-	-
Virginia pepperweed		-	18	-	-	-	-
waterhemp		-	-	6"	12"	-	-
wheat	South	-	6"	30"	-	-	-
	North	-	18"	18"+	-	-	-
wheat (over-wintered)		-	6"	18"	-	-	-
wild oats		-	12"	-	-	-	-
wild proso millet		-	-	6"	12"	12"	18"
witchgrass		-	12"	-	-	-	-
woolly cupgrass		-	6"	12"	-	-	-
yellow rocket		-	-	12"	20"	-	-

<sup>1</sup> Do not treat kochia in the button stage.

† If weed growth is heavy or dense and/or growing in an undisturbed (non-cultivated) area and/or growing under stress, up to 3 quarts per acre may be applied.

94/108

## Annual Weeds Rate Table, West Region

Weed Species	Rate of GF-887B † (Fluid Ounces Per Acre)				
	9	12	18	24	36
	Maximum Height/Length				
barley	12"	-	-	-	-
barnyardgrass	6"	-	-	-	-
bluegrass, annual	6"	-	-	-	-
bluegrass, bulbous	-	6"	-	-	-
brome, downy	6"	-	-	-	-
buttercup	-	12"	-	-	-
cheat	-	6"	-	-	-
chickweed	-	6"	-	-	-
cocklebur	-	12"	-	-	-
corn	-	6"	-	-	-
crabgrass	-	12"	-	-	-
dwarf dandelion	-	12"	-	-	-
fall panicum	-	12"	-	-	-
false flax, smallseed	-	12"	-	-	-
field pennycress	-	6"	-	-	-
filaree	-	-	-	-	12
fleabane, hairy ( <i>conyza bonariensis</i> )	-	6"	-	-	-
Florida pusley	-	-	-	12"	-
foxtail	(8 fl. oz. for up to 12")				
goatgrass, jointed	-	6"	-	-	-
groundsel, common	-	6"	-	-	-
henbit	-	6"	-	-	-
horseweed/marestail ( <i>conyza canadensis</i> )	-	6"	-	-	-
johnsongrass, seedling	-	12"	-	-	-
lambsquarters	-	6"	-	-	-
London rocket	-	6"	-	-	-
morningglory ( <i>ipomoea spp.</i> )	-	2"	-	-	-
mustard, blue	6"	-	-	-	-
mustard, tansy	6"	-	-	-	-
mustard, tumble	6"	-	-	-	-
mustard, wild	6"	-	-	-	-
pigweed	-	12"	-	-	-
rye	12"	-	-	-	-
ryegrass, Italian	-	6"	-	-	-
sandbur, field	12"	-	-	-	-
shattercane	12"	-	-	-	-
shepherd's-purse	-	6"	-	-	-
sowthistle, annual	-	6"	-	-	-
spurge, annual	-	6"	-	-	-
stinkgrass	12"	-	-	-	-
Texas panicum	-	12"	-	-	-
wheat	18"	-	-	-	-
wild oats	-	12"	-	-	-
witchgrass	-	12"	-	-	-

9/5/08

<sup>1</sup> For control of downy brome in no-till systems, use 16 fluid ounces per acre.

† If weed growth is heavy or dense and/or growing in an undisturbed (non-cultivated) area and/or growing under stress, up to 3 quarts per acre may be applied.

### **Perennial Weeds Rate Table (Alphabetically By Species)**

Apply to actively growing perennial weeds.

**NOTE:** If weeds have been mowed or tilled, do not treat until plants have resumed active growth and have reached the recommended stages.

Repeat treatments may be necessary to control weeds regenerating from underground parts or seed. Repeat treatments must be made prior to crop emergence.

Unless otherwise stated, allow 7 or more days after application before tillage.

Best results are obtained when soil moisture is adequate for active weed growth.

For difficult to control perennial weeds and woody brush and trees, where plants are growing under stressed conditions, or where infestations are dense, GF-887B may be used at 3.75 to 7.5 quarts per acre for enhanced results. The annual maximum use rate for GF-887B is 8 qt per acre per year.

<b>Weed Species</b>	<b>Rate (pt/acre)</b>	<b>Water Volume (gpa)</b>	<b>Hand-Held (% Solution)</b>
<b>Alfalfa</b>	<b>1.5 - 3</b>	<b>3 - 10</b>	<b>1.5%</b>
Make applications after the last hay cutting in the fall. Allow alfalfa to regrow to a height of 6 to 8 inches or more prior to treatment. Applications should be followed with deep tillage at least 7 days after treatment, but before soil freeze-up.			
<b>Alligatorweed</b>	<b>6</b>	<b>3 - 20</b>	<b>1.25%</b>
Partial control. Apply when most of the plants are in bloom. Repeat applications will be required to maintain control.			
<b>Anise (fennel)</b>	<b>--</b>	<b>--</b>	<b>0.75 - 1.5%</b>
Apply as a spray-to-wet treatment. Optimum results are obtained when plants are treated at the bud to full-bloom stage of growth.			
<b>Bahiagrass</b>	<b>4.5 - 7.5</b>	<b>3 - 20</b>	<b>1.5%</b>
Apply when most plants have reached the early head stage.			
<b>Bentgrass</b>	<b>2.25</b>	<b>10 - 20</b>	<b>1.5%</b>
For suppression in grass seed production areas. For ground applications only. Ensure entire crown area has resumed growth prior to a fall application. Bentgrass should have at least 3 inches of growth. Tillage prior to treatment should be avoided. Tillage 7 to 10 days after application is recommended for best results.			
<b>Bermudagrass</b>	<b>4.5 - 7.5</b>	<b>3 - 20</b>	<b>1.5%</b>
For control, apply 7.5 pints of GF-887B per acre. For partial control, apply 4.5 pints per acre. Treat when bermudagrass is actively growing and seedheads are present. Retreatment may be necessary to maintain control.			

9/6/08

<b>Bermudagrass, water (knotgrass)</b>	<b>1.5 - 2.25</b>	<b>5 - 10</b>	<b>1.5%</b>
<p>Apply 2.25 pints of GF-887B in 5 to 10 gallons of water per acre. Apply when water bermudagrass is 12 to 18 inches in length. Allow 7 or more days before tilling, flushing or flooding the field.</p> <p><b>Fall applications only:</b> Apply 1.5 pints of GF-887B in 5 to 10 gallons of water per acre. Fallow fields should be tilled prior to application. Apply prior to frost on water bermudagrass that is 12 to 18 inches in length.</p> <p><b>GF-887B is not registered in California for use on water bermudagrass.</b></p>			
<b>Bindweed, field</b>	<b>0.75 - 7.5</b>	<b>3 - 20</b>	<b>1.5%</b>
<p>Do not treat when weeds are under drought stress as good soil moisture is necessary for active growth.</p> <p>For control, apply 6 to 7.5 pints of GF-887B per acre west of the Mississippi River and 4.5 to 6 pints east of the Mississippi River. Apply when the weeds are at or beyond full bloom. For best results, apply in late summer or fall. Fall treatments must be applied before a killing frost.</p> <p>Also for control, apply 3 pints of GF-887B plus 0.5 pound a.i. of dicamba in 10 to 20 gallons of water per acre. Do not apply by air.</p> <p>For suppression on irrigated agricultural land, apply 1.5 to 3 pints of GF-887B plus 1 pound a.i. of 2,4-D in 10 to 20 gallons of water per acre with ground equipment only. Applications should be made following harvest or in fall fallow ground when the bindweed is actively growing and the majority of runners are 12 inches or more in length. The use of at least one irrigation will promote active bindweed growth.</p> <p>For suppression, apply 12 fluid ounces of GF-887B plus 0.5 pound a.i. of 2,4-D or 0.25 pound a.i. of dicamba in 3 to 10 gallons of water per acre for ground applications and 3 to 5 gallons of water per acre for aerial applications. Apply by air in fallow and reduced tillage systems only. Applications should be delayed until maximum emergence has occurred and when vines are between 6 to 18 inches in length.</p> <p><b>In California only,</b> apply 1.5 to 7.5 pints of GF-887B per acre. The actual rate needed for suppression or control will vary within this range depending on local conditions. For suppression on irrigated land where annual tillage is performed, apply 1.5 pints of GF-887B in 3 to 10 gallons of water per acre. Apply to bindweed that has reached a length of 12 inches or greater. Allow maximum weed emergence and runner growth. Allow 3 or more days after application before tillage.</p>			
<b>Bluegrass, Kentucky</b>	<b>1.5 - 3</b>	<b>3 - 40</b>	<b>1.5%</b>
<p>Apply 3 pints of GF-887B in 10 to 40 gallons of water per acre when most plants have reached boot-to-early seedhead stage of development. For partial control in pasture or hay crop renovation, apply 1.5 to 2.25 pints of GF-887B in 3 to 10 gallons of water per acre. Apply to actively growing plants when most have reached 4 to 12 inches in height.</p>			
<b>Blueweed, Texas</b>	<b>4.5 - 7.5</b>	<b>3 - 40</b>	<b>1.5%</b>
<p>Apply 6 to 7.5 pints of GF-887B per acre west of the Mississippi River and 4.5 to 6 pints per acre east of the Mississippi River. Apply when plants are at or beyond full bloom. New leaf development indicates active growth. For best results, apply in late summer or fall. Fall treatments must be applied before a killing frost.</p>			
<b>Brackenfern</b>	<b>4.5 - 6</b>	<b>3 - 40</b>	<b>0.75 - 1.5%</b>
<p>Apply to fully expanded fronds, which are at least 18 inches long.</p>			
<b>Bromegrass, smooth</b>	<b>1.5 - 3</b>	<b>3 - 40</b>	<b>1.5%</b>
<p>Apply 3 pints of GF-887B in 10 to 40 gallons of water per acre when most plants have reached boot-to-early seedhead stage of development. For partial control in pasture or hay crop renovation, apply</p>			



9/1/08

1.5 to 2.25 pints of GF-887B in 3 to 10 gallons of water per acre. Apply to actively growing plants when most have reached 4 to 12 inches in height.			
<b>Bursage, woolly-leaf</b>	--	3 - 20	1.5%
For control, apply 3 pints of GF-887B plus 0.5 lb a.i. of dicamba per acre. For partial control, apply 1.5 pints of GF-887B plus 0.5 lb a.i. of dicamba per acre. Apply when plants are producing new active growth, which has been initiated by moisture for at least 2 weeks and when plants are at or beyond flowering.			
<b>Canarygrass, reed</b>	3 - 4.5	3 - 40	1.5%
For best results, apply when most plants have reached the boot-to-head stage of growth.			
<b>Cattail</b>	4.5 - 7.5	3 - 40	1.5%
Apply when most plants have reached the early head stage.			
<b>Clover; red, white</b>	4.5 - 7.5	3 - 20	1.5%
Apply when most plants have reached the early bud stage.			
<b>Cogongrass</b>	4.5 - 7.5	10 - 40	1.5%
Apply when cogongrass is at least 18 inches tall in late summer or fall. Due to uneven stages of growth and the dense nature of vegetation preventing good spray coverage, repeat treatments may be necessary to maintain control.			
<b>Dallisgrass</b>	4.5 - 7.5	2 - 20	1.5%
Apply when most plants have reached the early head stage.			
<b>Dandelion</b>	4.5 - 7.5	3 - 40	1.5%
Apply when most plants have reached the early bud stage of growth. Also for control, apply 12 fluid ounces of GF-887B plus 0.5 pound a.i. 2,4-D in 3 to 10 gallons of water per acre.			
<b>Dock, curly</b>	4.5 - 7.5	3 - 40	1.5%
Apply when most plants have reached the early bud stage of growth. Also for control, apply 12 fluid ounces of GF-887B plus 0.5 pound a.i. 2,4-D in 3 to 10 gallons of water per acre.			
<b>Dogbane, hemp</b>	6	3 - 40	1.5%
Apply when most plants have reached the late bud to flower stage of growth. Following crop harvest or mowing, allow weeds to regrow to a mature stage prior to treatment. For best results, apply in late summer or fall. For suppression, apply 12 fluid ounces of GF-887B plus 0.5 pound a.i. of 2,4-D in 3 to 10 gallons of water per acre for ground applications and 3 to 5 gallons of water per acre for aerial applications. Delay applications until maximum emergence of dogbane has occurred.			
<b>Fescue (Except tall)</b>	4.5 - 7.5	3 - 20	1.5%
Apply when most plants have reached the early head stage.			
<b>Fescue, tall</b>	1.5 - 4.5	3 - 40	1.5%
Apply 4.5 pints of GF-887B per acre when most plants have reached boot-to-early seedhead stage of development. Fall applications only: Apply 1.5 pints of GF-887B in 3 to 10 gallons of water per acre. Apply to fescue			

98/108

in the fall when plants have 6 to 12 inches of new growth. A sequential application of 12 fl oz per acre of GF-887B will improve long-term control and control seedlings germinating after fall treatments or the following spring.

<b>Guineagrass</b>	<b>4.5</b>	<b>3 - 40</b>	<b>0.75%</b>
Apply when most plants have reached at least the 7-leaf stage of growth. Ensure thorough coverage when using hand-held equipment.			
<b>Horsenettle</b>	<b>4.5 - 7.5</b>	<b>3 - 20</b>	<b>1.5%</b>
Apply when most plants have reached the early bud stage.			
<b>Horseradish</b>	<b>6</b>	<b>3 - 40</b>	<b>1.5%</b>
Apply when most plants have reached the late bud to flower stage of growth. For best results, apply in late summer or fall.			
<b>Iceplant</b>	<b>--</b>	<b>--</b>	<b>1.5%</b>
Iceplant should be at or beyond the early bud stage of growth. Thorough coverage is necessary for best control.			
<b>Jerusalem artichoke</b>	<b>4.5 - 7.5</b>	<b>3 - 20</b>	<b>1.5%</b>
Apply when most plants are in the early bud stage.			
<b>Johnsongrass</b>	<b>0.75 - 4.5</b>	<b>3 - 40</b>	<b>0.75%</b>
In annual cropping systems apply 1.5 to 3 pints of GF-887B per acre. Apply 1.5 pints of GF-887B in 3 to 10 gallons of water per acre. Use 3 pints of GF-887B when applying 10 to 40 gallons of water per acre. In noncrop or areas where annual tillage (no-till) is not practiced, apply 3 to 4.5 pints of GF-887B in 10 to 40 gallons of water per acre.			
For best results, apply when most plants have reached the boot-to-head stage of growth or in the fall prior to frost. Allow 7 or more days after application before tillage. Do not tank mix with residual herbicides when using the 1.5 pint per acre rate.			
For burndown of Johnsongrass, apply 12 fl oz of GF-887B in 3 to 10 gallons of water per acre before the plants reach a height of 12 inches. For this use, allow at least 3 days after treatment before tillage.			
Spot treatment (partial control or suppression): Apply a 0.75% solution of GF-887B when Johnsongrass is 12 to 18 inches in height. Coverage should be uniform and complete.			
<b>Kikuyugrass</b>	<b>3 - 4.5</b>	<b>3-40</b>	<b>1.5%</b>
Spray when most kikuyugrass is at least 8 inches in height (3 or 4-leaf stage of growth). Allow 3 or more days after application before tillage.			
<b>Knapweed</b>	<b>6</b>	<b>3-40</b>	<b>1.5%</b>
Apply when most plants have reached the late bud to flower stage of growth. For best results, apply in late summer or fall.			
<b>Lantana</b>	<b>-</b>	<b>-</b>	<b>0.75 - 1%</b>
Apply at or beyond the bloom stage of growth. Use the higher application rate for plants that have reached the woody stage of growth.			
<b>Lespedeza</b>	<b>4.5 - 7.5</b>	<b>3 - 20</b>	<b>1.5%</b>
Apply when most plants have reached the early bud stage.			
<b>Milkweed, common</b>	<b>4.5</b>	<b>3 - 40</b>	<b>1.5%</b>

99/108

Apply when most plants have reached the late bud to flower stage of growth.			
<b>Muhly, wirestem</b>	<b>1.5 - 3</b>	<b>3 - 40</b>	<b>1.5%</b>
Use 1.5 pints of GF-887B in 3 to 10 gallons of water per acre. Use 3 pints of GF-887B when applying 10 to 40 gallons of water per acre or in pasture, sod, or noncrop areas. Spray when the wirestem muhly is 8 inches or more in height. Do not till between harvest and fall applications or in the fall or spring prior to spring applications. Allow 3 or more days after application before tillage.			
<b>Mullein, common</b>	<b>4.5 - 7.5</b>	<b>3 - 20</b>	<b>1.5%</b>
Apply when most plants are in the early bud stage.			
<b>Napiergrass</b>	<b>4.5 - 7.5</b>	<b>3 - 20</b>	<b>1.5%</b>
Apply when most plants are in the early head stage.			
<b>Nightshade, silverleaf</b>	<b>3</b>	<b>3 - 10</b>	<b>1.5%</b>
Applications should be made when at least 60 percent of the plants have berries. Fall treatments must be applied before a killing frost.			
<b>Nutsedge; purple, yellow</b>	<b>0.75 - 4.5</b>	<b>3 - 40</b>	<b>0.75 - 1.5%</b>
Apply 4.5 pints of GF-887B per acre or apply a 0.75 to 1.5% solution for control of nutsedge plants and immature nutlets attached to treated plants. Treat when plants are in flower or when new nutlets can be found at rhizome tips. Nutlets, which have not germinated, will not be controlled and may germinate following treatment. Repeat treatments will be required for long-term control of ungerminated tubers.			
Sequential applications: 1.5 to 3 pints of GF-887B in 3 to 10 gallons of water per acre will also provide control. Make applications when a majority of the plants are in the 3 to 5-leaf stage (less than 6 inches tall). Repeat this application, as necessary, when newly emerging plants reach the 3 to 5-leaf stage. Subsequent applications will be necessary for long-term control.			
For partial control of existing plants, apply 12 fl oz to 3 pints of GF-887B in 3 to 40 gallons of water per acre. Treat when plants have 3 to 5 leaves and most are less than 6 inches tall. Repeat treatments will be required to control subsequent emerging plants or regrowth of existing plants.			
<b>Orchardgrass</b>	<b>1.5 - 3</b>	<b>3 - 40</b>	<b>1.5%</b>
Apply 3 pints of GF-887B in 10 to 40 gallons of water per acre when most plants have reached boot-to-early seedhead stage of development. For partial control in pasture or hay crop renovation, apply 1.5 to 2.25 pints of GF-887B in 3 to 10 gallons of water per acre. Apply to actively growing plants when most have reached 4 to 12 inches in height.			
<b>Orchardgrass sods going to no-till corn:</b> Apply 1.5 to 2.25 pints of GF-887B in 3 to 10 gallons of water per acre. Apply to orchardgrass that is a minimum of 12 inches tall for spring applications and 6 inches tall for fall applications. Allow at least 3 days following application before planting. A sequential application of atrazine will be necessary for optimum results.			
<b>Pampasgrass</b>	<b>--</b>	<b>--</b>	<b>1.5%</b>
Pampasgrass should be at or beyond the boot stage of growth. Thorough coverage is necessary for best control.			
<b>Paragrass</b>	<b>4.5 - 7.5</b>	<b>3 - 20</b>	<b>1.5%</b>
Apply when most plants are in the early head stage.			
<b>Phragmites</b>	<b>4.5 - 7.5</b>	<b>10 - 40</b>	<b>0.75 - 1.5%</b>
For partial control. For best results, treat during late summer or fall months or when plants are actively			

100/108

growing and in full bloom. Treatment before or after this stage may lead to reduced control. Due to the dense nature of the vegetation, which may prevent good spray coverage or uneven stages of growth, repeat treatments may be necessary to maintain control. Visual control symptoms will be slow to develop.			
<b>Poison hemlock</b>	--	--	<b>0.75 - 1.5%</b>
Apply as a spray-to-wet treatment. Optimum results are obtained when plants are treated at the bud to full-bloom stage of growth.			
<b>Pokeweed, common</b>	<b>1.5</b>	<b>3 - 40</b>	<b>1.5%</b>
Apply to actively growing plants up to 24 inches tall.			
<b>Quackgrass</b>	<b>1.5 - 4.5</b>	<b>3 - 40</b>	<b>1.5%</b>
In annual cropping systems or in pastures and sods followed by deep tillage: Apply 1.5 pints of GF-887B in 3 to 10 gallons of water per acre. For 10 to 40 gallons of water per acre, apply 3 pints of GF-887B. Do not tank mix with residual herbicides when using the 1.5 pint rate. Spray when quackgrass is 6 to 8 inches in height. Do not till between harvest and fall applications or in fall or spring prior to spring application. Allow 3 or more days after application before tillage. In pastures or sods, use a moldboard plow for best results.			
In pastures, sods or noncrop areas where deep tillage does not follow application: Apply 3 to 4.5 pints of GF-887B in 10 to 40 gallons of water per acre when the quackgrass is greater than 8 inches tall.			
<b>Redvine</b>	<b>1.25 - 3</b>	<b>5 - 10</b>	<b>1.5%</b>
For suppression, apply 18 fluid ounces of GF-887B per acre at each of two applications 7 to 14 days apart or a single application of 3 pints per acre. Apply recommended rates in 5 to 10 gallons of water per acre. Apply in late September or early October to plants that are at least 18 inches tall and have been growing 45 to 60 days since the last tillage operation. Make applications at least 1 week before a killing frost.			
<b>Reed, glant</b>	--	--	<b>1.5%</b>
Best results are obtained when applications are made in late summer to fall.			
<b>Ryegrass, perennial</b>	<b>1.5 - 4.5</b>	<b>3 - 40</b>	<b>0.75%</b>
In annual cropping systems apply 1.5 to 3 pints of GF-887B per acre. Apply 1.5 pints of GF-887B in 3 to 10 gallons of water per acre. Use 3 pints of GF-887B when applying 10 to 40 gallons of water per acre. In noncrop or areas where annual tillage (no-till) is not practiced, apply 3 to 4.5 pints of GF-887B in 10 to 40 gallons of water per acre.			
For best results, apply when most plants have reached the boot-to-head stage of growth or in the fall prior to frost. Do not tank-mix with residual herbicides when using the 1.5 pint per acre rate.			
<b>Smartweed, swamp</b>	<b>4.5 - 7.5</b>	<b>3 - 40</b>	<b>1.5%</b>
Apply when most plants have reached the early bud stage of growth.			
Also for control, apply 12 fluid ounces of GF-887B plus 0.5 pound a.i. of 2,4-D in 3 to 10 gallons of water per acre in the late summer or fall.			
<b>Sowthistle, perennial</b>	<b>3 - 4.5</b>	<b>3 - 40</b>	<b>1.5%</b>
Apply when most plants are at or beyond the bud stage of growth. After harvest, mowing or tillage in the late summer or fall, allow at least 4 weeks for initiation of active growth and rosette development prior to the application of this product. Fall treatments must be applied before a killing frost. Allow 3 or more days after application before tillage.			
<b>Spurge, leafy</b>	--	<b>3 - 10</b>	<b>1.5%</b>

10/1/08

For suppression, apply 12 fluid ounces of GF-887B plus 0.5 pound a.i. 2,4-D in 3 to 10 gallons of water per acre in the late summer or fall. If mowing has occurred prior to treatment, apply when most of the plants are 12 inches tall.			
<b>Starthistle, yellow</b>	<b>3</b>	<b>10 - 40</b>	<b>1.5%</b>
Best results are obtained when applications are made during the rosette, bolting and early flower stages.			
<b>Sweet potato, wild</b>	<b>--</b>	<b>--</b>	<b>1.5%</b>
Partial control. Apply to plants that are at or beyond the bloom stage of growth. Repeat applications may be required.			
<b>Thistle, artichoke</b>	<b>--</b>	<b>--</b>	<b>1.5%</b>
Partial control. Apply to plants that are at or beyond the bloom stage of growth. Repeat applications may be required.			
<b>Thistle, Canada</b>	<b>3 - 4.5</b>	<b>3 - 40</b>	<b>1.5%</b>
Apply when most plants are at or beyond the bud stage of growth. After harvest, mowing or tillage in the late summer or fall, allow at least 4 weeks for initiation of active growth and rosette development prior to the application of GF-887B. Fall treatments must be applied before a killing frost. Allow 3 or more days after application before tillage.			
For suppression, apply 1.5 pints of GF-887B, or 12 fl oz of GF-887B plus 0.5 pound a.i. 2,4-D, in 3 to 10 gallons of water per acre in the late summer or fall after harvest, mowing or tillage. Allow rosette regrowth to a minimum of 6 inches in diameter before treating. Applications can be made as long as leaves are still green and plants are actively growing at the time of application. Allow 3 or more days after application before tillage.			
<b>Timothy</b>	<b>3 - 4.5</b>	<b>3 - 40</b>	<b>1.5%</b>
For best results, apply when most plants have reached the boot-to-head stage of growth.			
<b>Torpedograss</b>	<b>6 - 7.5</b>	<b>3 - 40</b>	<b>1.5%</b>
For partial control. Apply when most plants are at or beyond the seedhead stage of growth. Repeat applications will be required to maintain control. Fall treatments must be applied before frost.			
<b>Trumpetcreeper</b>	<b>3</b>	<b>5 - 10</b>	<b>1.5%</b>
Partial control. Apply in late September or October, to plants that are at least 18 inches tall and have been growing 45 to 60 days since the last tillage operation. Make applications at least 1 week before a killing frost.			
<b>Vaseygrass</b>	<b>4.5 - 7.5</b>	<b>3 - 20</b>	<b>1.5%</b>
Apply when most plants are in the early head stage.			
<b>Velvetgrass</b>	<b>4.5 - 7.5</b>	<b>3 - 20</b>	<b>1.5%</b>
Apply when most plants are in the early head stage.			
<b>Wheatgrass, western</b>	<b>3 - 4.5</b>	<b>3 - 40</b>	<b>1.5%</b>
For best results, apply when most plants have reached the boot-to-head stage of growth.			

102/108

### **Woody Brush And Trees Rate Table (Alphabetically By Species)**

Apply GF-887B after full leaf expansion, unless otherwise directed. Use the higher rate for larger plants and/or dense areas of growth. On vines, use the higher rate for plants that have reached the woody stage of growth. Best results are obtained when application is made in late summer or fall after fruit formation.

In arid areas, best results are obtained when applications are made in the spring to early summer when brush species are at high moisture content and are flowering.

Ensure thorough coverage when using hand-held equipment. Symptoms may not appear prior to frost or senescence with fall treatments.

Allow 7 or more days after application before tillage, mowing or removal. Repeat treatments may be necessary to control plants regenerating from underground parts or seed. Some autumn colors on undesirable deciduous species are acceptable provided no major leaf drop has occurred. Reduced performance may result if fall treatments are made following a frost.

For difficult to control perennial weeds and woody brush and trees, where plants are growing under stressed conditions, or where infestations are dense, GF-887B may be used at 5 to 10 quarts per acre for enhanced results. The annual maximum use rate for GF-887B is 10.6 qt per acre per year.

<b>Weed Species</b>	<b>Rate (pt/acre)</b>	<b>Water Volume (gpa)</b>	<b>Hand-Held (% Solution)</b>
<b>Alder</b> For control	4.5 - 6	3 - 40	0.75 - 1.5%
<b>Ash</b> Partial control	3 - 7.5	3 - 40	0.75 - 1.5%
<b>Aspen, quaking</b> For control	3 - 4.5	3 - 40	0.75 - 1.5%
<b>Bearmat (Bearclover)</b> For partial control	3 - 7.5	3 - 40	0.75 - 1.5%
<b>Beech</b> Partial control	3 - 7.5	3 - 40	0.75 - 1.5%
<b>Birch</b> For control	3	3 - 40	0.75%
<b>Blackberry</b> For control. Make applications after plants have reached full leaf maturity. Best results are obtained when applications are made in late summer or fall. Applications may also be made after leaf drop and until a killing frost or as long as stems are green. After berries have set or dropped in late fall, blackberry can be controlled by applying a 0.75% solution of GF-887A. For control of blackberries after leaf drop and until killing frost or as long as stems are green, apply 4.5 to 6 pints of GF-887A in 10 to 40 gallons of water per acre.	4.5 - 6	10 - 40	0.75 - 1.5%
<b>Blackgum</b> For control	3 - 7.5	3 - 40	0.75 - 1.5%

103/108

<b>Bracken</b>	<b>3 - 7.5</b>	<b>3 - 40</b>	<b>0.75 - 1.5%</b>
For control			
<b>Broom; French, Scotch</b>	-	-	<b>1.5%</b>
For control			
<b>Buckwheat, California</b>	-	-	<b>0.75 - 1.5%</b>
For partial control. Thorough coverage of foliage is necessary for best results.			
<b>Cascara</b>	<b>3 - 7.5</b>	<b>3 - 40</b>	<b>0.75 - 1.5%</b>
Partial control			
<b>Catsclaw</b>	-	-	<b>0.75 - 1.5%</b>
Partial control			
<b>Ceanothus</b>	<b>3 - 7.5</b>	<b>3 - 40</b>	<b>0.75 - 1.5%</b>
Partial control			
<b>Chamise</b>	-	-	<b>0.75%</b>
For control. Thorough coverage of foliage is necessary for best results.			
<b>Cherry; bitter, black, pin</b>	<b>3 - 4.5</b>	<b>3 - 40</b>	<b>0.75 - 1.5%</b>
For control			
<b>Coyote brush</b>	-	-	<b>1.5%</b>
For control. Apply when at least 50 percent of the new leaves are fully developed.			
<b>Dogwood</b>	<b>3 - 7.5</b>	<b>3 - 40</b>	<b>0.75 - 1.5%</b>
Partial control			
<b>Elderberry</b>	<b>3</b>	<b>3 - 40</b>	<b>0.75%</b>
For control			
<b>Elm</b>	<b>3 - 7.5</b>	<b>3 - 40</b>	<b>0.75 - 1.5%</b>
Partial control			
<b>Eucalyptus</b>	-	-	<b>1.5%</b>
For control of eucalyptus resprouts, apply when resprouts are 6 to 12 feet tall. Ensure complete coverage. Avoid application to drought-stressed plants.			
<b>Florida holly (Brazilian Peppertree)</b>	<b>3 - 7.5</b>	<b>3 - 40</b>	<b>0.75 - 1.5%</b>
Partial control			
<b>Gorse</b>	<b>3 - 7.5</b>	<b>3 - 40</b>	<b>0.75 - 1.5%</b>
Partial control			
<b>Hasardia</b>	-	-	<b>0.75 - 1.5%</b>
Partial control. Thorough coverage of foliage is necessary for best results.			
<b>Hawthorn</b>	<b>3 - 4.5</b>	<b>3 - 40</b>	<b>0.75 - 1.5%</b>

104/108

For control			
<b>Hazel</b>	<b>3</b>	<b>3 - 40</b>	<b>0.75%</b>
For control			
<b>Hickory</b>	<b>3 - 7.5</b>	<b>3 - 40</b>	<b>0.75 - 1.5%</b>
Partial control			
<b>Honeysuckle</b>	<b>3 - 6</b>	<b>3 - 40</b>	<b>0.75 - 1.5%</b>
For control			
<b>Hornbeam, American</b>	<b>3 - 7.5</b>	<b>3 - 40</b>	<b>0.75 - 1.5%</b>
Partial control			
<b>Kudzu</b>	<b>6</b>	<b>3 - 40</b>	<b>1.5%</b>
For control. Repeat applications may be required to maintain control.			
<b>Locust, black</b>	<b>3 - 6</b>	<b>3 - 40</b>	<b>0.75 - 1.5%</b>
Partial control			
<b>Madrone resprouts</b>	<b>-</b>	<b>-</b>	<b>1.5%</b>
Partial control. Apply to resprouts that are 3 to 6 feet tall. Best results are obtained with spring/early summer treatments.			
<b>Manzanita</b>	<b>3 - 7.5</b>	<b>3 - 40</b>	<b>0.75 - 1.5%</b>
Partial control			
<b>Maple, red</b>	<b>3 - 6</b>	<b>3 - 40</b>	<b>0.75 - 1.5%</b>
For control, apply a 0.75 to 1.5 percent solution when at least 50 percent of the new leaves are fully developed. For partial control, apply 3 to 6 pints of GF-887A per acre.			
<b>Maple, sugar</b>	<b>-</b>	<b>-</b>	<b>0.75 - 1.5%</b>
For control. Apply when at least 50 percent of the new leaves are fully developed.			
<b>Monkey flower</b>	<b>-</b>	<b>-</b>	<b>0.75 - 1.5%</b>
Partial control. Thorough coverage of foliage is necessary for best results.			
<b>Oak; black, white</b>	<b>3 - 6</b>	<b>3 - 40</b>	<b>0.75 - 1.5%</b>
Partial control			
<b>Oak, post</b>	<b>4.5 - 6</b>	<b>3 - 40</b>	<b>0.75 - 1.5%</b>
For control			
<b>Oak; northern, pin</b>	<b>-</b>	<b>-</b>	<b>0.75 - 1.5%</b>
For control. Apply when at least 50 percent of the new leaves are fully developed.			
<b>Oak; southern red</b>	<b>3 - 4.5</b>	<b>3 - 40</b>	<b>0.75 - 1.5%</b>
For control			
<b>Persimmon</b>	<b>3 - 7.5</b>	<b>3 - 40</b>	<b>0.75 - 1.5%</b>
Partial control			



105/108

<b>Pine</b>	<b>3 - 7.5</b>	<b>3 - 40</b>	<b>0.75 - 1.5%</b>
For control			
<b>Poison ivy/ Poison oak</b>	<b>6 - 7.5</b>	<b>3 - 40</b>	<b>1.5%</b>
For control. Repeat applications may be required to maintain control. Fall treatments must be applied before leaves lose green color.			
<b>Poplar, yellow</b>	<b>3 - 7.5</b>	<b>3 - 40</b>	<b>0.75 - 1.5%</b>
Partial control			
<b>Redbud, eastern</b>	<b>3 - 7.5</b>	<b>3 - 40</b>	<b>0.75 - 1.5%</b>
For control			
<b>Rose, multiflora</b>	<b>3</b>	<b>3 - 40</b>	<b>0.75%</b>
For control. Treatments should be made prior to leaf deterioration by leaf-eating insects.			
<b>Russian olive</b>	<b>3 - 7.5</b>	<b>3 - 40</b>	<b>0.75 - 1.5%</b>
Partial control			
<b>Sage, black</b>	<b>-</b>	<b>-</b>	<b>0.75%</b>
For control. Thorough coverage of foliage is necessary for best results.			
<b>Sage, white</b>	<b>3 - 7.5</b>	<b>3 - 40</b>	<b>0.75 - 1.5%</b>
Partial control			
<b>Sage brush, California</b>	<b>-</b>	<b>-</b>	<b>0.75%</b>
For control. Thorough coverage of foliage is necessary for best results.			
<b>Salmonberry</b>	<b>3</b>	<b>3 - 40</b>	<b>0.75%</b>
For control			
<b>Salt-cedar</b>	<b>3 - 7.5</b>	<b>3 - 40</b>	<b>0.75 - 1.5%</b>
For control			
<b>Sassafras</b>	<b>3 - 7.5</b>	<b>3 - 40</b>	<b>0.75 - 1.5%</b>
Partial control			
<b>Sourwood</b>	<b>3 - 7.5</b>	<b>3 - 40</b>	<b>0.75 - 1.5%</b>
Partial control			
<b>Sumac; polson, smooth, winged</b>	<b>3 - 6</b>	<b>3 - 40</b>	<b>0.75 - 1.5%</b>
Partial control			
<b>Sweetgum</b>	<b>3 - 4.5</b>	<b>3 - 40</b>	<b>0.75 - 1.5%</b>
For control			
<b>Swordfern</b>	<b>3 - 7.5</b>	<b>3 - 40</b>	<b>0.75 - 1.5%</b>
Partial control			
<b>Tallowtree, Chinese</b>	<b>-</b>	<b>-</b>	<b>0.75%</b>
For control. Thorough coverage of foliage is necessary for best results.			

106/108

<b>Tan oak resprouts</b>	-	-	1.5%
For partial control. Apply to resprouts that are less than 3 to 6 feet tall. Best results are obtained with fall applications.			
<b>Thimbleberry</b>	3	3 - 40	0.75%
For control			
<b>Tobacco, tree</b>	-	-	0.75 - 1.5%
Partial control			
<b>Trumpet creeper</b>	3 - 4.5	3 - 40	0.75 - 1.5%
For control			
<b>Vine maple</b>	3 - 7.5	3 - 40	0.75 - 1.5%
Partial control			
<b>Virginia creeper</b>	3 - 7.5	3 - 40	0.75 - 1.5%
For control			
<b>Waxmyrtle, southern</b>	3 - 7.5	3 - 40	0.75 - 1.5%
Partial control			
<b>Willow</b>	3	3 - 40	0.75%
For control			

### Terms and Conditions of Use

If terms of the following Warranty Disclaimer, Inherent Risks of Use, and Limitation of Remedies are not acceptable, return unopened package at once to the seller for a full refund of purchase price paid. Otherwise, use by the buyer or any other user constitutes acceptance of the terms under Warranty Disclaimer, Inherent Risks of Use and Limitations of Remedies.

### Warranty Disclaimer

Dow AgroSciences warrants that GF-887B conforms to the chemical description on the label and is reasonably fit for the purposes stated on the label when used in strict accordance with the directions, subject to the inherent risks set forth below. Dow AgroSciences MAKES NO OTHER EXPRESS OR IMPLIED WARRANTY OF MERCHANTABILITY OR FITNESS FOR A PARTICULAR PURPOSE OR ANY OTHER EXPRESS OR IMPLIED WARRANTY.

### Inherent Risks of Use

It is impossible to eliminate all risks associated with use of GF-887B. Crop injury, lack of performance, or other unintended consequences may result because of such factors as use of the product contrary to label instructions (including conditions noted on the label, such as unfavorable temperatures, soil conditions, etc.), abnormal conditions (such as excessive rainfall, drought, tornadoes, hurricanes), presence of other materials, the manner of application, or other factors, all of which are beyond the control of Dow AgroSciences or the seller. All such risks shall be assumed by buyer.

### Limitation of Remedies

The exclusive remedy for losses or damages resulting from GF-887B (including claims based on contract, negligence, strict liability, or other legal theories), shall be limited to, at Dow AgroSciences' election, one of the following:

107/1108

- (1) Refund of purchase price paid by buyer or user for product bought, or
- (2) Replacement of amount of product used.

Dow AgroSciences shall not be liable for losses or damages resulting from handling or use of GF-887B unless Dow AgroSciences is promptly notified of such loss or damage in writing. In no case shall Dow AgroSciences be liable for consequential or incidental damages or losses.

The terms of the Warranty Disclaimer and Inherent Risks of Use above and this Limitation of Remedies cannot be varied by any written or verbal statements or agreements. No employee or sales agent of Dow AgroSciences or the seller is authorized to vary or exceed the terms of the Warranty Disclaimer or this Limitation of Remedies in any manner.

\*Trademark of Dow AgroSciences LLC  
EPA-accepted 01-21-2004

108/108

308/2E  
June 24, 2004



Document Processing Desk (NOTIF)  
Office of Pesticide Programs (7504C)  
U. S. Environmental Protection Agency  
Room 266A, Crystal Mall 2  
1921 Jefferson Davis Highway  
Arlington, VA 22202

GF-887 (AI: GLYPHOSATE)  
EPA REGISTRATION NUMBER: 62719-496  
NOTIFICATION OF MINOR LABEL CHANGE PER PR NOTICE 98-10

Enclosed please find labeling for the notification action of GF-887 herbicide. The following changes have been made by notification:

1. Correction of the ingredients statement in the GF-887A portion of the master label (incorrect value of "56.4%" for inert ingredients was corrected to read "46.4%

This notification is consistent with the provisions of PR Notice 98-10 and EPA regulations at 40 CFR 152.46, and no other changes have been made to the labeling or the confidential statement of formula of this product. I understand that it is a violation of 18 U.S.C. Sec. 1001 to willfully make any false statement to EPA. I further understand that if this notification is not consistent with the terms of PR Notice 98-10 and 40 CFR 152.46, this product may be in violation of FIFRA and I may be subject to enforcement action and penalties under sections 12 and 14 of FIFRA.

**Contents of Submission**

- Transmittal document (this letter)
- Application for Pesticide, EPA Form 8570-1
- Label entitled GF-887 (E8A / GF-887A&B / Notification / 06-24-04)  
(105 Pages plus Registration Notes) (5 Copies)

If you require further information, please contact Richard Bjerregaard, Regulatory Specialist at 317-337-4674 or Paula McKinnies, Registration Assistant for this product, at 317-337-4679.

Sincerely,

Diego Fonseca  
Regulatory Leader  
Regulatory Success – Americas  
317-337-4693  
317-337-4649 (FAX)

Enclosures

/pkm

