

62719-463

2/5/2010

1 of 28



UNITED STATES ENVIRONMENTAL PROTECTION AGENCY  
WASHINGTON, D.C. 20460

OFFICE OF  
PREVENTION, PESTICIDES AND  
TOXIC SUBSTANCES

Raymond S. Brinkmeyer, Ph.D.  
Dow AgroSciences LLC  
9330 Zionsville Road  
Indianapolis, IN 46268

FEB 5 2010

Subject: Notification(s) for Label Revisions under PRN 2007-4

Dear Dr. Brinkmeyer.:

The Agency is in receipt of your Application(s) for Pesticide Notification under Pesticide Registration Notices (PRN) 2007-4 dated December 2, 2009 for:

**EPA Registration 62719-463      Eagle 20EW**

The Registration Division (RD) has conducted a review of the request(s) for applicability under PRN 2007-4 and finds that the label changes requested fall within the scope of PRN 2007-4. The label has been date-stamped "Notification" and will be placed in our records.

Please be reminded that 40 CFR Part 156.140(a)(4) requires that a batch code, lot number, or other code identify the batch of the pesticide distributed and sold be placed on nonrefillable containers. The code may appear either on the label (and can be added by non-notification/PR Notice 98-10) or durably marked on the container itself.

If you have any questions, please contact me directly at 703-305-6249 or Nicole Williams of my staff at 703-308-5551.

Sincerely,

Linda Arrington  
Notifications & Minor Formulations Team Leader  
Registration Division (7505P)  
Office of Pesticide Programs

2028

Please read instructions on reverse before completing form.

Form Approved JMB No. 2070-0060, Approval expires 2-28-95



United States  
Environmental Protection Agency  
Washington, DC 20460

<input type="checkbox"/>	Registration
<input type="checkbox"/>	Amendment
<input checked="" type="checkbox"/>	Other

OPP Identifier Number

### Application for Pesticide - Section I

1. Company/Product Number Dow AgroSciences LLC/62719-463	2. EPA Product Manager Shaja B. Joyner	3. Proposed Classification <input checked="" type="checkbox"/> None <input type="checkbox"/> Restricted
4. Company/Product (Name) Dow AgroSciences LLC/Eagle 20EW	PM# 20	
5. Name and Address of Applicant (Include ZIP Code) Dow AgroSciences LLC 9330 Zionsville Road Indianapolis, IN 46268 <input type="checkbox"/> Check if this is a new address	6. Expedited Review. In accordance with FIFRA Section 3(c)(3)(b)(i), my product is similar or identical in composition and labeling to: EPA Reg. No. _____ Product Name _____	

### Section - II

<input type="checkbox"/> Amendment - Explain below.	<input type="checkbox"/> Final printed labels in response to Agency letter dated _____	<b>NOTIFICATION</b>  FEB - 5 2010
<input type="checkbox"/> Resubmission in response to Agency letter dated _____	<input type="checkbox"/> "Me Too" Application.	
<input checked="" type="checkbox"/> Notification - Explain below.	<input type="checkbox"/> Other - Explain below.	

**Explanation:** Use additional page(s) if necessary. (For section I and Section II.)

Notification of label change per PR Notice 2007-4. This notification is consistent with the guidance in PR Notice 2007-4 and the requirements of EPA's regulations at 40 CFR 156.10, 156.140, 156.144, 156.146, and 156.156. No other changes have been made to the labeling or the confidential statement of formula for this product. I understand that it is a violation of 18 U.S.C. Sec. 1001 to willfully make any false statement to EPA. I further understand that if the amended label is not consistent with the requirements of 40 CFR 156.10, 156.140, 156.144, 156.146, and 156.156, this product may be in violation of FIFRA and I may be subject to enforcement action and penalties under sections 12 and 14 of FIFRA.

### Section - III

1. Material This Product Will Be Packaged In:				2. Type of Container	
Child-Resistant Packaging <input type="checkbox"/> Yes <input checked="" type="checkbox"/> No	Unit Packaging <input type="checkbox"/> Yes <input checked="" type="checkbox"/> No	Water Soluble Packaging <input type="checkbox"/> Yes <input checked="" type="checkbox"/> No	Metal <input checked="" type="checkbox"/> Plastic Glass Paper Other (Specify) _____		
* Certification must be submitted		If "Yes" Unit Packaging wgt. No. per container	If "Yes" Package wgt. No. per container		
3. Location of Net Contents Information <input checked="" type="checkbox"/> Label <input type="checkbox"/> Container		4. Size(s) Retail Container 1 gal, 55 gal		5. Location of Label Directions <input checked="" type="checkbox"/> On label	
6. Manner in Which Label is Affixed to Product <input checked="" type="checkbox"/> Lithograph Paper glued Stenciled <input type="checkbox"/> Other _____					

### Section - IV

1. Contact Point (Complete items directly below for identification of individual to be contacted, if necessary, to process this application.)		
Name Raymond S. Brinkmeyer, Ph.D.	Title Regulatory Manager	Telephone No. (Include Area Code) (317) 337-4694 (fax: 317-337-4649)
<b>Certification</b> I certify that the statements I have made on this form and all attachments thereto are true, accurate and complete. I acknowledge that any knowingly false or misleading statement may be punishable by fine or imprisonment or both under applicable law.		6. Date Application Received <b>(Stamped)</b>
2. Signature	3. Title Regulatory Manager	
4. Typed Name Raymond S. Brinkmeyer, Ph.D. (rsbrinkmeyer@dow.com)	5. Date February 2, 2010	

30f28

Dow AgroSciences LLC  
9330 Zionsville Road  
Indianapolis, IN 46268-1054



308/2E  
December 2, 2009

Document Processing Desk (NOTIF)  
Office of Pesticide Programs (7504P)  
U. S. Environmental Protection Agency  
One Potomac Yard  
2777 S. Crystal Drive  
Arlington, VA 22202

EAGLE 20EW (A.I. MYCLOBUTANIL)  
EPA REGISTRATION NUMBER: 62719-463  
NOTIFICATION OF MINOR LABEL CHANGE PER PR NOTICE 2007-4

Enclosed please find labeling for the notification action of Eagle® 20EW specialty fungicide. The following change has been made by notification:

1. Storage and Disposal: Revised section per PR Notice 2007-4.

Notification of label change per PR Notice 2007-4. This notification is consistent with the guidance in PR Notice 2007-4 and the requirements of EPA's regulations at 40 CFR 156.10, 156.140, 156.144, 156.146, and 156.156. No other changes have been made to the labeling or the confidential statement of formula for this product. I understand that it is a violation of 18 U.S.C. Sec. 1001 to willfully make any false statement to EPA. I further understand that if the amended label is not consistent with the requirements of 40 CFR 156.10, 156.140, 156.144, 156.146, and 156.156, this product may be in violation of FIFRA and I may be subject to enforcement action and penalties under sections 12 and 14 of FIFRA.

**Contents of Submission**

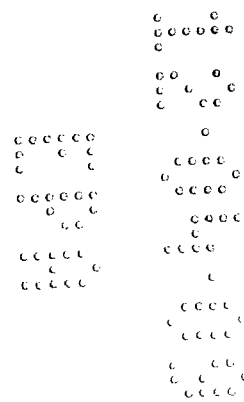
- Transmittal document (this letter)
- Application for Pesticide, EPA Form 8570-1
- Label entitled Eagle 20EW (A7A/Eagle 20EW/Notif/12-02-09) (24 Pages plus Registration Notes) (1 Copy)

If you require further information, please contact Cindy Loy, Regulatory Specialist at (317) 337-4655.

Sincerely,

Raymond S. Brinkmeyer, Ph.D.  
Regulatory Leader  
(317) 337-4694  
(317) 337-4649 (FAX)

Enclosures



A7A / Eagle 20EW / Notif / 12-02-09  
file: Eagle 20EW-463 02Dec09N.doc

# Eagle<sup>®</sup> 20EW

EPA Reg. No. 62719-463

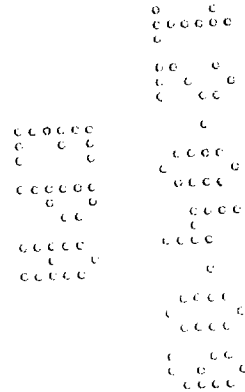
## Registration Notes:

Source label text based on EPA-accepted copy dated February 29, 2008.

### Change by notification:

1. Storage and Disposal: Revised section per PR Notice 2007-4.

<sup>®</sup>Trademark of Dow AgroSciences LLC



50228

(Base label):

# Eagle<sup>®</sup> 20EW

## Specialty Fungicide

### NOTIFICATION

### FEB - 5 2010

**A systemic, protectant and curative fungicide for disease control in established turfgrass, landscape ornamentals, greenhouse and nursery ornamentals, apples, stone fruits and grapes**

<b>Group</b>	<b>3</b>	<b>FUNGICIDE</b>
--------------	----------	------------------

#### Active Ingredient

myclobutanil: a-butyl-a-(chlorophenyl)-  
 1H-1,2,4-triazole-1-propanenitrile ..... 19.7%

Other Ingredients ..... 80.3%

Total ..... 100.0%

Contains petroleum distillates

Contains 1.67 lb of active ingredient per gallon

**[Editor's Note: The following Container Use Directions should be included on the label if product is packaged in a Tip 'n Measure bottle.]**

#### Container Use Directions



1. Remove the measuring chamber cap and induction seal. Replace cap and securely tighten. Tip container until liquid fills measuring chamber.
2. Return container to level position. No adjustment is needed.
3. Remove measuring chamber cap and dispense into proper application equipment.

**For multiple dose measuring:** Remove fill chamber cap and dispense according to markings on side of bottle.

**Keep Out of Reach of Children**

## CAUTION

---

### Precautionary Statements

---

#### Hazards to Humans and Domestic Animals

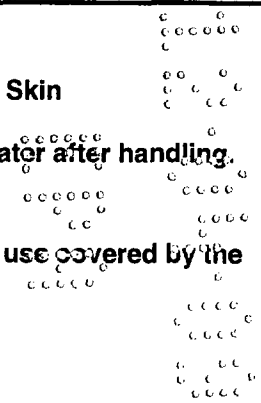
**Causes Moderate Eye Irritation • Harmful If Swallowed Or Absorbed Through Skin**

**Avoid contact with skin, eyes or clothing. Wash thoroughly with soap and water after handling.**

#### Personal Protective Equipment (PPE)

**WPS Uses: Applicators and other handlers who handle this pesticide for any use covered by the Worker Protection Standard (40 CFR Part 170) must wear:**

- Long-sleeved shirt and long pants
- Chemical-resistant gloves made from barrier laminate



- Shoes plus socks

**Non-WPS Uses: Applicators and other handlers who handle this pesticide for any use NOT covered by the Worker Protection Standard (40 CFR Part 170) must wear:**

- Long-sleeved shirt and long pants
- Shoes plus socks

Follow manufacturer's instructions for cleaning/maintaining PPE. If no such instructions for washables, use detergent and hot water. Keep and wash PPE separately from other laundry.

**Engineering Controls**

When handlers use closed systems, enclosed cabs or aircraft in a manner that meet the requirements listed in the Worker Protection Standards (WPS) for agricultural pesticides [40 CFR 170.240(d) (4-6)], the handler PPE requirements may be reduced or modified as specified in the WPS.

**User Safety Recommendations**

Users should:

- Wash hands before eating, drinking, chewing gum, using tobacco or using the toilet.
- Remove clothing/PPE immediately if pesticide gets inside. Then wash thoroughly and put on clean clothing.
- Remove PPE immediately after handling this product. Wash the outside of gloves before removing. As soon as possible, wash thoroughly and change into clean clothing.

**First Aid**

**If in eyes:** Hold eye open and rinse slowly and gently with water for 15-20 minutes. Remove contact lenses, if present, after the first 5 minutes, then continue rinsing eye. Call a poison control center or doctor for treatment advice.

**If swallowed:** Immediately call a poison control center or doctor. Do not induce vomiting unless told to do so by a poison control center or doctor. Do not give any liquid to the person. Do not give anything by mouth to an unconscious person.

**If on skin or on clothing:** Take off contaminated clothing. Rinse skin immediately with plenty of water for 15-20 minutes. Call a poison control center or doctor for treatment advice.

**Note to Physician:** This product may pose an aspiration pneumonia hazard. Contains petroleum distillates.

Have the product container or label with you when calling a poison control center or doctor, or going for treatment. You may also contact 1-800-992-5994 day or night, for emergency treatment information.

**Environmental Hazards**

Do not apply directly to water or to areas where surface water is present, or to intertidal areas below the mean high water mark. Do not contaminate water when disposing of equipment washwaters. Do not apply when weather conditions favor drift or runoff from areas treated.

**Agricultural Use Requirements**

Use this product only in accordance with its labeling and with the Worker Protection Standard, 40 CFR Part 170. Refer to the label booklet under "Agricultural Use Requirements" in the Directions for Use section for information about this standard.

**(Storage and Disposal for rigid containers 5 gal or less)**

**Storage and Disposal**

Do not contaminate water, food, or feed by storage and disposal.

**Pesticide Storage:** Store in a cool, dry area above freezing.

Top 28

**Pesticide Disposal:** Wastes resulting from the use of this product must be disposed of on site or at an approved waste disposal facility.

**Container Handling:** Nonrefillable container. Do not reuse or refill this container.

Triple rinse or pressure rinse container (or equivalent) promptly after emptying. **Triple rinse** as follows: Empty the remaining contents into application equipment or a mix tank and drain for 10 seconds after the flow begins to drip. Fill the container 1/4 full with water and recap. Shake for 10 seconds. Pour rinsate into application equipment or a mix tank or store rinsate for later use or disposal. Drain for 10 seconds after the flow begins to drip. Repeat this procedure two more times. **Pressure rinse** as follows: Empty the remaining contents into application equipment or a mix tank and continue to drain for 10 seconds after the flow begins to drip. Hold container upside down over application equipment or mix tank or collect rinsate for later use or disposal. Insert pressure rinsing nozzle in the side of the container, and rinse at about 40 psi for at least 30 seconds. Drain for 10 seconds after the flow begins to drip. Then offer for recycling if available or puncture and dispose of in a sanitary landfill, or by incineration, or by other procedures allowed by state and local authorities.

**(Storage and Disposal for refillable rigid containers larger than 5 gal)**

**Storage and Disposal**

Do not contaminate water, food, or feed by storage and disposal.

**Pesticide Storage:** Store in a cool, dry area above freezing.

**Pesticide Disposal:** Wastes resulting from the use of this product must be disposed of on site or at an approved waste disposal facility.

**Container Handling:** Refillable container. Refill this container with pesticide only. Do not reuse this container for any other purpose.

Cleaning the container before final disposal is the responsibility of the person disposing of the container. Cleaning before refilling is the responsibility of the refiller. To clean the container before final disposal, empty the remaining contents from this container into application equipment or a mix tank. Fill the container about 10% full with water and, if possible, spray all sides while adding water. If practical, agitate vigorously or recirculate water with the pump for two minutes. Pour or pump rinsate into application equipment or rinsate collection system. Repeat this rinsing procedure two more times. Then offer for recycling if available, or puncture and dispose of in a sanitary landfill, or by incineration, or by other procedures allowed by state and local authorities.

**(Storage and Disposal for nonrefillable rigid containers larger than 5 gal)**

**Storage and Disposal**

Do not contaminate water, food, or feed by storage and disposal.

**Pesticide Storage:** Store in a cool, dry area above freezing.

**Pesticide Disposal:** Wastes resulting from the use of this product must be disposed of on site or at an approved waste disposal facility.

**Container Handling:** Nonrefillable container. Do not reuse or refill this container.

Triple rinse or pressure rinse container (or equivalent) promptly after emptying. **Triple rinse** as follows: Empty the remaining contents into application equipment or a mix tank. Fill the container 1/4 full with water. Replace and tighten closures. Tip container on its side and roll it back and forth, ensuring at least one complete revolution, for 30 seconds. Stand the container on its end and tip it back and forth several times. Turn the container over onto its other end and tip it back and forth several times. Empty the rinsate into application equipment or a mix tank or store rinsate for later use or disposal. Repeat this procedure two more times. **Pressure rinse** as follows: Empty the remaining contents into application equipment or a mix tank and continue to drain for 10 seconds after the flow begins to drip. Hold container upside down over application equipment or mix tank or collect rinsate for later use or disposal. Insert pressure rinsing nozzle in the side of the container, and rinse at about 40 psi for at least 30 seconds. Drain for 10 seconds after the flow begins to drip. Then offer for recycling if available, or puncture and dispose of in a sanitary landfill, or by incineration, or by other procedures allowed by state and local authorities.

Refer to label booklet for Directions for Use.

80f28

**Notice:** Read the entire label. Use only according to label directions. **Before using this product, read Warranty Disclaimer, Inherent Risks of Use, and Limitation of Remedies at end of label booklet. If terms are unacceptable, return at once unopened.**

In case of emergency endangering health or the environment involving this product, call 1-800-992-5994. If you wish to obtain additional product information, visit our web site at [www.dowagro.com](http://www.dowagro.com).

Agricultural Chemical: Do not ship or store with food, feeds, drugs or clothing.

**Shake Well Before Using**

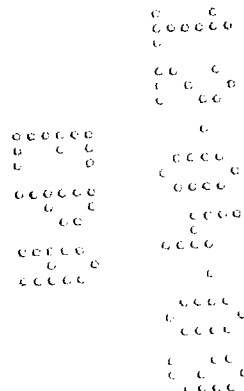
EPA Reg. No. 62719-463

EPA Est. \_\_\_\_\_

®Trademark of Dow AgroSciences LLC

**Produced for  
Dow AgroSciences LLC  
9330 Zionsville Road  
Indianapolis, IN 46268**

**Net Contents** \_\_\_\_





90228

(Label booklet cover):

# Eagle® 20EW

## Specialty Fungicide

**A systemic, protectant and curative fungicide for disease control in established turfgrass, landscape ornamentals, greenhouse and nursery ornamentals, apples, stone fruits and grapes**

Active Ingredient

myclobutanil: a-butyl-a-(chlorophenyl)- 1H-1,2,4, triazole-1-propanenitrile .....	19.7%
Other Ingredients .....	80.3%
Total.....	100.0%

Contains petroleum distillates  
Contains 1.67 lb of active ingredient per gallon

### Keep Out of Reach of Children **CAUTION**

**Agricultural Use Requirements**  
Use this product only in accordance with its labeling and with the Worker Protection Standard, 40 CFR Part 170. Refer to the label booklet under "Agricultural Use Requirements" in the Directions for Use section for information about this standard.

**Refer to inside of label booklet for additional precautionary information including Directions for Use.**

**Notice:** Read the entire label. Use only according to label directions. **Before using this product, read Warranty Disclaimer, Inherent Risks of Use, and Limitation of Remedies at end of label booklet. If terms are unacceptable, return at once unopened.**

In case of emergency endangering health or the environment involving this product, call 1-800-992-5994. If you wish to obtain additional product information, visit our web site at [www.dowagro.com](http://www.dowagro.com).

Agricultural Chemical: Do not ship or store with food, feeds, drugs or clothing.

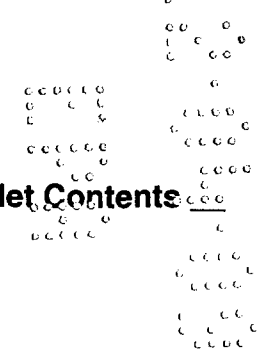
### Shake Well Before Using

EPA Reg. No. 62719-463

®Trademark of Dow AgroSciences LLC  
**Produced for**  
**Dow AgroSciences LLC**  
**9330 Zionsville Road**  
**Indianapolis, IN 46268**

EPA Est. \_\_\_\_\_

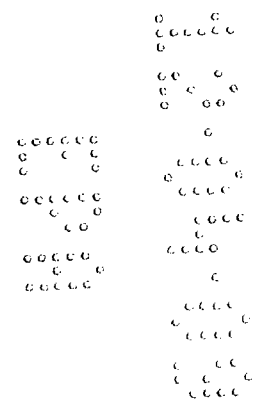
**Net Contents** \_\_\_\_\_



10 of 28

(Page 1 through end):

<b>Table of Contents</b>	<b>Page</b>
Precautionary Statements	-
Hazards to Humans and Domestic Animals	-
Personal Protective Equipment (PPE)	-
Engineering Controls	-
User Safety Recommendations	-
First Aid	-
Environmental Hazards	-
Directions for Use	-
Agricultural Use Requirements	-
Non-Agricultural Use Requirements	-
Storage and Disposal	-
General Information	-
General Use Precautions	-
Mixing Directions	-
Application Guidelines	-
Uses	-
Established Turfgrass	-
Landscape, Greenhouse and Nursery Ornamentals	-
Home Orchards, Vineyards, or Fruit Trees	-
Apple	-
Grape	-
Stone Fruits	-
Terms and Conditions of Use	-
Warranty Disclaimer	-
Inherent Risks of Use	-
Limitation of Remedies	-



110228

---

**Precautionary Statements**

---

**Hazards to Humans and Domestic Animals****CAUTION****Causes Moderate Eye Irritation • Harmful If Swallowed Or Absorbed Through Skin****Avoid contact with skin, eyes or clothing. Wash thoroughly with soap and water after handling.****Personal Protective Equipment (PPE)****WPS Uses: Applicators and other handlers who handle this pesticide for any use covered by the Worker Protection Standard (40 CFR Part 170) must wear:**

- Long-sleeved shirt and long pants
- Chemical-resistant gloves made from barrier laminate
- Shoes plus socks

**Non-WPS Uses: Applicators and other handlers who handle this pesticide for any use NOT covered by the Worker Protection Standard (40 CFR Part 170) must wear:**

- Long-sleeved shirt and long pants
- Shoes plus socks

Follow manufacturer's instructions for cleaning/maintaining PPE. If no such instructions for washables, use detergent and hot water. Keep and wash PPE separately from other laundry.

**Engineering Controls**

When handlers use closed systems, enclosed cabs or aircraft in a manner that meet the requirements listed in the Worker Protection Standards (WPS) for agricultural pesticides [40 CFR 170.240(d) (4-6)], the handler PPE requirements may be reduced or modified as specified in the WPS.

**User Safety Recommendations**

Users should:

- Wash hands before eating, drinking, chewing gum, using tobacco or using the toilet.
- Remove clothing/PPE immediately if pesticide gets inside. Then wash thoroughly and put on clean clothing.
- Remove PPE immediately after handling this product. Wash the outside of gloves before removing. As soon as possible, wash thoroughly and change into clean clothing.

**First Aid**

**If in eyes:** Hold eye open and rinse slowly and gently with water for 15-20 minutes. Remove contact lenses, if present, after the first 5 minutes, then continue rinsing eye. Call a poison control center or doctor for treatment advice.

**If swallowed:** Immediately call a poison control center or doctor. Do not induce vomiting unless told to do so by a poison control center or doctor. Do not give any liquid to the person. Do not give anything by mouth to an unconscious person.

**If on skin or on clothing:** Take off contaminated clothing. Rinse skin immediately with plenty of water for 15-20 minutes. Call a poison control center or doctor for treatment advice.

**Note to Physician:** This product may pose an aspiration pneumonia hazard. Contains petroleum distillates.

Have the product container or label with you when calling a poison control center or doctor or going for treatment. You may also contact 1-800-992-5994 day or night, for emergency treatment information.

120 of 28

### Environmental Hazards

Do not apply directly to water or to areas where surface water is present, or to intertidal areas below the mean high water mark. Do not contaminate water when disposing of equipment washwaters. Do not apply when weather conditions favor drift or runoff from areas treated.

### Directions for Use

It is a violation of Federal law to use this product in a manner inconsistent with its labeling. Read all Directions for Use carefully before applying.

Do not apply this product in a way that will contact workers or other persons, either directly or through drift. Only protected handlers may be in the area during application. For any requirements specific to your state or tribe, consult the agency responsible for pesticide regulation.

### Agricultural Use Requirements

Use this product only in accordance with its labeling and with the Worker Protection Standard, 40 CFR Part 170. This Standard contains requirements for the protection of agricultural workers on farms, forests, nurseries, and greenhouses, and handlers of agricultural pesticides. It contains requirements for training, decontamination, notification, and emergency assistance. It also contains specific instructions and exceptions pertaining to the statements on this label about personal protective equipment (PPE) and restricted-entry interval. The requirements in this box only apply to uses of this product that are covered by the Worker Protection Standard.

Do not enter or allow worker entry into treated areas during the restricted entry interval (REI) of 24 hours.

PPE required for early entry to treated areas that is permitted under the Worker Protection Standard and that involves contact with anything that has been treated, such as plants, soil or water, is:

- Coveralls
- Chemical-resistant gloves made from any waterproof material
- Shoes plus socks

### Non-Agricultural Use Requirements

The requirements in this box apply to uses of this product that are NOT within the scope of the Worker Protection Standard for agricultural pesticides (40 CFR Part 170). The WPS applies when this product is used to produce agricultural plants on farms, forests, nurseries or greenhouses.

Keep unprotected persons out of treated area until sprays have dried.

### Storage and Disposal

Do not contaminate water, food or feed by storage or disposal.

**Pesticide Storage:** Store in a cool, dry area above freezing.

**Pesticide Disposal:** Wastes resulting from the use of this product must be disposed of on site or at an approved waste disposal facility.

**Nonrefillable containers 5 gallons or less:**

**Container Handling:** Nonrefillable container. Do not reuse or refill this container.

Triple rinse or pressure rinse container (or equivalent) promptly after emptying. **Triple rinse** as follows: Empty the remaining contents into application equipment or a mix tank and drain for 10 seconds after the flow begins to drip. Fill the container 1/4 full with water and recap. Shake for 10 seconds. Pour rinsate into application equipment or a mix tank or store rinsate for later use or disposal. Drain for 10 seconds after the flow begins to drip. Repeat this procedure two more times. **Pressure rinse** as follows: Empty the remaining contents into application equipment or a mix tank and continue to drain for 10 seconds after the flow begins to drip. Hold container upside down over application equipment or mix tank or collect rinsate for later use or disposal. Insert pressure rinsing nozzle in the side of the container, and rinse at

Bof 28

about 40 psi for at least 30 seconds. Drain for 10 seconds after the flow begins to drip. Then offer for recycling if available or puncture and dispose of in a sanitary landfill, or by incineration, or by other procedures allowed by state and local authorities.

**Refillable containers 5 gallons or larger:**

**Container Handling:** Refillable container. Refill this container with pesticide only. Do not reuse this container for any other purpose.

Cleaning the container before final disposal is the responsibility of the person disposing of the container. Cleaning before refilling is the responsibility of the refiller. To clean the container before final disposal, empty the remaining contents from this container into application equipment or a mix tank. Fill the container about 10% full with water and, if possible, spray all sides while adding water. If practical, agitate vigorously or recirculate water with the pump for two minutes. Pour or pump rinsate into application equipment or rinsate collection system. Repeat this rinsing procedure two more times. Then offer for recycling if available, or puncture and dispose of in a sanitary landfill, or by incineration, or by other procedures allowed by state and local authorities.

**Nonrefillable containers 5 gallons or larger:**

**Container Handling:** Nonrefillable container. Do not reuse or refill this container.

Triple rinse or pressure rinse container (or equivalent) promptly after emptying. **Triple rinse** as follows: Empty the remaining contents into application equipment or a mix tank. Fill the container 1/4 full with water. Replace and tighten closures. Tip container on its side and roll it back and forth, ensuring at least one complete revolution, for 30 seconds. Stand the container on its end and tip it back and forth several times. Turn the container over onto its other end and tip it back and forth several times. Empty the rinsate into application equipment or a mix tank or store rinsate for later use or disposal. Repeat this procedure two more times. **Pressure rinse** as follows: Empty the remaining contents into application equipment or a mix tank and continue to drain for 10 seconds after the flow begins to drip. Hold container upside down over application equipment or mix tank or collect rinsate for later use or disposal. Insert pressure rinsing nozzle in the side of the container, and rinse at about 40 psi for at least 30 seconds. Drain for 10 seconds after the flow begins to drip. Then offer for recycling if available, or puncture and dispose of in a sanitary landfill, or by incineration, or by other procedures allowed by state and local authorities.

## General Information

### Shake Well Before Using

Eagle® 20EW specialty fungicide is a systemic, protectant and curative fungicide for the control of listed diseases in established turfgrass (including, but not limited to residential and commercial lawns, ornamental turf, grounds or lawns around business and office complexes, and golf course fairways, roughs, tee boxes, and greens), landscape ornamentals, greenhouse and nursery ornamentals, apples, stone fruits and grapes. Optimum disease control is achieved when this product is applied in a regularly scheduled preventative program.

## General Use Precautions

### Fungicide Resistance Management

Eagle 20EW belongs to the sterol demethylation inhibitor (DMI) class of fungicides and is classified as a Group 3 Fungicide by EPA. Since certain fungi can develop resistance to this class of products, the use of Eagle 20EW should be part of a resistance management strategy that includes alternation and/or tank mixing with fungicides of different modes of action. Consult your local or state agricultural authorities for resistance management strategies that are appropriate for your disease management program.

### Mixing Directions

Be sure sprayer is clean and not contaminated with other materials prior to use. Fill the spray tank 1/4 to 1/2 of the total amount of water required for the load. Start agitation and maintain agitation throughout

mixing and application. Add the required amount of Eagle 20EW directly into the spray tank. Complete filling the tank. Always add Eagle 20EW to the spray tank before adding other materials.

### Compatibility

Eagle 20EW is compatible with most commonly used fungicides, insecticides, growth regulators, micronutrients and spray adjuvants. When preparing tank mixes, spray compatibility charts or State Cooperative Extension Service Specialist should be consulted prior to use.

### Application Guidelines

Carefully read, understand and follow label use rates and restrictions. For proper application, determine the size of the area to be treated, the recommended label use rate and the gallonage to be applied to the area. Prepare only the amount of spray solution required to treat the measured area. Careful calibration of spray equipment is recommended prior to use.

### Ground Application

Thorough coverage sprays generally result in optimum disease control. Application equipment must be properly calibrated and provide uniform spray coverage.

### Handgun or Pressurized Sprayers

For best results when applying this product on a protectant schedule, ensure thorough coverage of all plant parts.

### Chemigation (Sprinkler Irrigation)

Eagle 20EW must be applied on a regular protectant fungicide schedule, *not an irrigation schedule*. If irrigation cycles are less frequent than the recommended application intervals for Eagle 20EW, ground or handgun applications must supplement chemigation applications to achieve adequate disease control. Apply this product only through solid set or hand-move sprinkler irrigation systems. Do not apply this product through any other type of irrigation system. Crop injury, lack of fungicidal effectiveness, or illegal pesticide residues in the crop can result from non-uniform distribution of treated water. If you have questions about calibration, you should contact State Extension Service specialists, equipment manufacturers or other experts.

Do not connect an irrigation system (including greenhouse systems) used for pesticide application to a public water system unless the pesticide label-prescribed safety devices for public water systems are in place. A person knowledgeable of the chemigation system and responsible for its operation or under the supervision of the responsible person shall shut the system down and make necessary adjustments should the need arise.

Before applying Eagle 20EW through sprinkler irrigation equipment, the chemigation system must meet the following specifications:

- Public water system means a system for the provision to the public of piped water for human consumption if such system that has at least 15 service connections or regularly serves an average of at least 25 individuals daily at least 60 days out of the year.
- Chemigation systems connected to public water systems must contain a functional, reduced-pressure zone (RPZ), back flow preventer or the functional equivalent in the water supply line upstream from the point of pesticide introduction. As an option to the RPZ, the water from the public water system should be discharged into a reservoir tank prior to pesticide introduction. There shall be a complete physical break (air gap) between the flow outlet end of the pipe fill and the top or overflow rim of the reservoir tank of at least twice the inside diameter of the fill pipe.
- Systems not connected to a public water supply must contain a functional check valve, vacuum relief valve, and low-pressure drain appropriately located in the irrigation pipeline to prevent water source contamination from back flow.
- The pesticide injection pipeline must contain a functional, automatic, quick-closing check valve to prevent the flow of fluid back toward the injection pump.

- The pesticide injection pipeline must also contain a functional, normally closed, solenoid-operated valve located on the intake side of the injection pump and connected to the system interlock to prevent fluid from being withdrawn from the supply tank when the irrigation system is either automatically or manually shut down.
- The system must contain functional interlocking controls to automatically shut off the pesticide injection pump when the water pump motor stops, or in cases where there is no water pump, when the water pressure decreases to the point where pesticide distribution is adversely affected.
- The irrigation line or water pump must include a functional pressure switch, which will stop the water pump motor when the water pressure decreases to the point where pesticide distribution is adversely affected.
- Systems must use a metering pump, such as a positive displacement injection pump (e.g., diaphragm pump) effectively designed and constructed of materials that are compatible with pesticides and capable of being fitted with a system interlock.
- Do not apply when wind speed favors drift beyond the area intended for treatment.

**Specific Instructions for Solid-Set and Hand Move Irrigation Equipment:**

- Determine area covered by sprinkler.
- Fill injector solution tank with water and adjust flow rate to use the contents over a 10- to 30-minute interval.
- Determine the amount of Eagle 20EW required for treatment area.
- Add the required amount of Eagle 20EW into the same quantity of water used to calibrate the injection equipment.
- Maintain constant solution tank agitation during the injection period.
- Operate system at normal pressures recommended by the manufacturer of the injection equipment and used for the time interval established during calibration.
- Inject Eagle 20EW at the end of an irrigation cycle or as a separate application to maximize foliar absorption and retention.
- Stop injection equipment after treatment is completed. Continue to operate the system until the Eagle 20EW solution has cleared the last sprinkler head.

**Uses**

**Established Turfgrass**

Use Eagle 20EW in conjunction with turf management practices that promote good plant health and optimum disease control. The key to selecting a fungicide is the proper diagnosis of the organism causing the disease. Diagnostic kits, extension experts, or other identification methods should be used when developing disease control strategies.

In non-residential turfgrass (including, but not limited to commercial lawns, ornamental turf, grounds or lawns around business and office complexes, and golf course fairways, roughs, tee boxes, and greens), optimum disease control is achieved when Eagle 20EW is applied in a preventative disease control program at a rate of 1 to 2.4 fl oz per 1000 sq ft. In residential turfgrass, optimum disease control is achieved when Eagle 20EW is applied in a preventative disease control program at a rate of 1.2 fl oz per 1000 sq ft. See the tables below for specific application rates for various diseases.

Apply Eagle 20EW in sufficient water to ensure thorough coverage. For foliar diseases, use approximately 1 gallon of water per 1000 sq ft. Use two to three gallons of spray solution per 1000 sq ft to control diseases causing root and crown rots. Under conditions favorable for high disease development, reduce the spray interval between applications of Eagle 20EW. Under light to moderate disease pressure, apply Eagle 20EW at the low use rate and/or longer treatment interval. When disease pressure is high or when used as a curative treatment, use higher rates of Eagle 20EW shorter treatment interval unless otherwise specified.

**Non-Residential Turfgrass<sup>1</sup>**

Diseases	Eagle 20EW (fl oz/1000 sq ft)	Application Interval/Timing (Days)	Use Recommendations	Restrictions	
anthracnose red thread septoria leaf spot	1.2	14 - 21	Apply when conditions are favorable for disease development.	<ul style="list-style-type: none"> <li>Do not apply more than 13.8 fl oz of Eagle 20EW per 1000 sq ft per year.</li> <li>For Nassau and Suffolk Counties in New York State, do not apply more than 3.43 fl oz of Eagle 20EW per 1000 sq ft per year (1.95 lb myclobutanil per acre).</li> </ul>	
brown patch		14	Begin applications when conditions are favorable for disease development, but before disease symptoms are apparent. If disease is present, mix Eagle 20EW with an EPA registered contact fungicide, such as Fore® T/O fungicide. Under conditions of high temperature and humidity, use the shorter spray interval.		
copper spot zonate leaf spot					Apply when conditions are favorable for disease development.
crown rot leaf spot melting-out					
dollar spot	0.5	7	Apply when conditions are favorable for disease development.		
		14	Tank mix with a low label rate of chlorothalonil like Daconil 2787, Daconil Ultrex		
	1	21 - 28	Tank mix with the label rate of chlorothalonil like Daconil 2787, Daconil Ultrex		
	1 - 2.4	14 - 28	If using this rate without tank mixing, make no more than 3 consecutive applications for control of dollar spot before rotating to a registered fungicide with a different mode of action.		
fusarium blight	1.2 - 2.4	14 - 21	Apply when conditions are favorable for disease development.		
fusarium patch (pink snow mold)		fall - winter	Apply prior to snow cover.		



gray leaf spot	1.2 - 2.4	14	Apply when conditions are favorable for disease development. If using the lower rate, tank mix with a registered contact fungicide at its registered rate.
leaf smuts	1.2	14	Apply in the fall after turfgrass enters dormancy and/or in the spring prior to the initiation of growth.
necrotic ring spot	1.2 - 2.4	spring: 28	Make applications on a preventative basis in early to mid-spring.
		fall: 28	Make 2 applications beginning in August before the turfgrass goes dormant. Apply 2.4 fl oz per 1000 sq ft followed by a second application one month later.
powdery mildew rusts	1.2	14 - 28	Apply when conditions are favorable for disease development.
spring dead spot	2.4	fall: 28	Make 1 to 2 applications in the fall before turfgrass dormancy. Make 2nd application one month later.
summer patch	1.2 - 2.4	14 - 28	Begin applications in the spring when conditions are favorable for disease development. Make 2 to 4 applications depending upon recommendations from local turfgrass extension experts. Use at least 2 to 3 gallons of water per 1000 sq ft to increase spray penetration to crown and roots.
take-all patch	2.4	spring/fall: 28	To reduce the severity, make 1 to 2 fall applications in September and October or when night temperatures drop to 55°F, and 1 to 2 spring applications in April and May depending upon local recommendations.
zoysia large patch		fall: 28	Make applications in fall before turfgrass dormancy.

Including, but not limited to commercial lawns, ornamental turfgrass, grounds or lawns around businesses and office complexes, and golf course fairways, roughs, tee boxes, and greens.

**Residential Turfgrass**

Disease	Eagle 20EW (fl oz/1000 sq ft)	Application Interval/Timing (Days)	Use Recommendations	Restrictions
anthracnose red thread septoria leaf spot	1.2	14 - 21	Apply when conditions are favorable for disease development.	<ul style="list-style-type: none"> <li>Do not apply more than 13.8 fl oz of Eagle 20EW per 1000 sq ft per year.</li> <li>For Nassau and Suffolk Counties in New York State, do not apply more than 3.43 fl oz of Eagle 20EW per 1000 sq ft per year (1.95 lb myclobutanil per acre).</li> </ul>
brown patch		14	Begin applications when conditions are favorable for disease development and before disease symptoms are apparent. If disease is present, mix Eagle 20EW with an EPA registered contact fungicide, such as Fore® T/O fungicide. Under conditions of high temperature and humidity, use the shorter spray interval.	
copper spot zonate leaf spot			Apply when conditions are favorable for disease development.	
crown rot leaf spot melting-out			Apply when conditions are favorable for disease development. Make no more than 3 consecutive applications for dollar spot control before rotating to a registered fungicide with a different mode of action.	
dollar spot			Apply when conditions are favorable for disease development.	
fusarium blight			Apply prior to snow cover.	
fusarium patch (pink snow mold)		fall - winter	Apply when conditions are favorable for disease development.	
gray leaf spot		14	Apply in the fall after turfgrass enters dormancy and/or in the spring prior to the initiation of growth.	
leaf smuts		spring: 28	Make applications on a preventative basis in early to mid-spring.	
necrotic ring spot		fall: 28	Make 2 applications beginning in August before the turfgrass goes dormant.	

190728

powdery mildew rusts		14 - 28	Apply when conditions are favorable for disease development.
summer patch		14	Begin applications in the spring when conditions are favorable for disease development. Make 2 to 4 applications depending upon recommendations from local turfgrass extension experts. Use at least 2 to 3 gallons of water per 1000 sq ft to increase spray penetration to crown and roots.

**Landscape, Greenhouse and Nursery Ornamentals**

Eagle 20EW is a locally systemic fungicide having protectant and curative properties that will translocate to new growth. For best control of labeled diseases, achieve thorough coverage of all plant parts on a protective application schedule. For dilute application sprays ( $\geq 100$  gallons of spray volume per acre) applied to ornamental plants in greenhouses, field grown plantings or in commercial and residential landscapes, apply Eagle 20EW at the rate of 6 to 12 fl oz per 100 gallons of spray volume on a 10- to 14-day application schedule unless otherwise directed. Use the higher rate under conditions of high disease pressure and/or optimum conditions for infection.

For concentrate sprays (<100 gallons of spray volume per acre), apply 8 fl oz per acre on a 10- to 14-day application schedule.

The addition of a non-phytotoxic spray adjuvant will improve spray coverage and fungicidal performance. Treated plants should be maintained in a vigorous growing condition. Plants under nutritional or water stress will not respond as well to treatment as well-maintained plants. Overdosage of Eagle 20EW can result in observable foliar greening, thickened leaves, and/or shortened internodes. If this condition is observed, reduce the fungicide use rate but do not extend the recommended application schedule.

**Crop Tolerance**

Plant tolerances are acceptable in the specific plants listed on this label. It is not possible to evaluate all ornamental plant species or varieties for tolerance to Eagle 20EW. The user should test for possible phytotoxic responses by treating a limited number of plants, at recommended use rates, prior to initiating large-scale use.

The effects of spraying Eagle 20EW in combination with plant growth regulators are not fully understood at this time. If the use of a plant growth regulator is planned in an area being treated, the user should test for possible enhanced growth regulatory effects by treating a small number of plants, at the recommended use rates of all products, prior to initiating large-scale use. Since the effectiveness of such products depends not just on plant species or cultivar but also weather and seasonable differences (e.g., daylight hours), it is recommended that tests be repeated on previously tested varieties as environmental factors change and that observations for growth regulatory responses be made at regular intervals.

**Specific Use Directions for Chrysanthemum**

**Foliar Sprays:** Best control is achieved by thorough coverage sprays applied to point of runoff on a protectant application schedule. Use Eagle 20EW at a rate of 8 fl oz per 100 gallons of spray mixture. Do not apply more than 19 fl oz of Eagle 20EW (0.25 lb myclobutanil) per acre per application. Application should be made on a 10- to 14-day schedule (not to exceed 21 days).

**Prestick Dip Treatment:** Chrysanthemum cuttings may be treated by a dip procedure prior to planting as follows: Prepare a dip suspension at a concentration equivalent to 8 fl oz of Eagle 20EW per 100 gallons of water. Cuttings must be fully submerged in the dip suspension until wet throughout (cuttings should not remain submerged longer than 2 minutes). If cuttings are dipped, this procedure will represent the first spray under the quarantine program. Used dip suspension should be disposed of if it becomes contaminated with soil, plant debris or other foreign matter. Dispose of used dip suspension by spraying it onto registered crops (but not onto previously dipped cuttings) after filtering, or in a manner consistent with local, state, and federal guidelines.

**Note:** All infected plant material must be destroyed if your state is under quarantine directive.

**Note:** Not approved for use in Nassau and Suffolk Counties, New York

**Specific Use Restrictions:**

- Do not apply more than 20 fl oz of Eagle 20EW (0.25 lb myclobutanil) per acre per application. On a total volume per acre basis, do not apply more than 333 gallons of spray per acre at the 6 fl oz per 100 gallons rate or 167 gallons per acre at the 12 fl oz per 100 gallons rate per application.
- Do not apply more than 153 fl oz of Eagle 20EW (2 lb myclobutanil) per acre per year.
- Do not use treated plant materials for food or feed.

Crops	Diseases	Use Recommendations	Precautions/Restrictions
abelia	cercospora leaf spot		
acalypha (copper-leaf)	powdery mildew		
achillea (yarrow)	powdery mildew rust		
African violet	powdery mildew		
ageratum	powdery mildew		
alder	rust		
almond, flowering	blossom blight ( <i>Monilinia</i> spp.)	Apply prebloom, 50% bloom and at petal fall.	
amelanchier (juneberry, shadbush)	fabraea leaf spot powdery mildew rust		
amorpha (false indigo)	cercospora leaf spot powdery mildew rust		
anemone	rust		
angelica	cercospora leaf spot rust		
ash	rust		
aster	powdery mildew rust		
Australian pine	diplodia tip blight		
azalea	petal blight ( <i>Ovulinia</i> spp.) powdery mildew	Begin applications when flowers start to exhibit color.	
barberry	powdery mildew rust		May cause temporary damage to crimson pigmy and other atropurposis varieties.
begonia	powdery mildew		
bellflower	cercospora leaf spot powdery mildew rust		



fleabane	cercospora leaf spot powdery mildew rust		
four o'clock	rust		
fuchsia			
gaillardia	powdery mildew		
gardenia	rust		
geranium			
gerbera daisy	powdery mildew		
gourd, ornamental			
grape leaf ivy			
hackberry	cercospora leaf spot powdery mildew		
hawthorn	fabraea leaf spot powdery mildew rust scab		
hibiscus	powdery mildew		
holly	powdery mildew		
hollyhock	powdery mildew rust		
honeysuckle	cercospora leaf spot powdery mildew		
hydrangea	cercospora leaf spot		
iris	didymellina leaf spot rust	Apply 12 fl oz per 100 gallons of spray solution.	
juniper	rust		
leucothoe	cercospora leaf spot		
leyland cyprus	cercospora leaf spot		
lilac	powdery mildew		
loblolly pine	fusiform rust	Refer to Douglas fir	
locust	powdery mildew		
maple			Treated trees may not be used for syrup production. Do not apply to abutilon (flowering maple).
marigold	cercospora leaf spot rust		
mock-orange	powdery mildew rust		c c c c c c c c c c c
moonflower	rust		o o o o o o o o
mountain laurel	cercospora leaf spot ovulinia petal blight powdery mildew	Refer to azalea	c c
nephthytis	cephalosporium leaf spot		c c c c c c c c c c c c c c c c c c c c
ninebark	rust		o o o o o o o o o o o o o o o o o o o o
oak	powdery mildew		o o o o o o o o o o o o o o o o o o o o
pansy	powdery mildew rust		c c c c c c c c c c
pear, flowering	powdery mildew rust scab		o o o o o c c c c c c c c c c

petunia	powdery mildew rust		
phlox	cercospora leaf spot powdery mildew rust		
photinia	entomosporium leaf spot powdery mildew rust		
poinsettia	poinsettia scab powdery mildew		
poplar	rust		
potentilla			
privet	cercospora leaf spot powdery mildew		
pyracantha (firethorn)	fusicladium scab		
quince, flowering	blossom and twig blight cercospora leaf spot fabraea leaf spot rust		
rhododendron	cercospora leaf spot ovulinia petal blight powdery mildew	Refer to azalea	
rose	black spot powdery mildew rust	Apply on a 7- to 10-day protectant schedule. In areas where black spot is not a problem, spray intervals may be increased to a maximum of 14 days. Greenhouse rose varieties vary in their sensitivity to Eagle 20EW. User should evaluate for possible abnormal response by treating a limited number of plants, at recommended rates, prior to initiating large-scale use.	
Russian olive	cercospora leaf spot rust		
salvia	powdery mildew rust		o o o o o o o o o o
sedum	powdery mildew		o o o o o o o
slash pine	fusiform rust	Refer to Douglas fir	o o o o o o o o o o o o o
smoke-tree (cotinus)	cercospora leaf spot rust		o o o o o o o o o o o o o o o o
snapdragon	powdery mildew rust		o o o o o o o o o o o o o o o o
spirea	powdery mildew		o o o o
sunflower	cercospora leaf spot powdery mildew rust		Seeds from treated plants may not be used for food or feed. o o o o o o o o
sycamore	powdery mildew		

240F28

trumpet creeper	cercospora leaf blight powdery mildew		
viburnum	powdery mildew rust		
walnut	powdery mildew		Nuts from treated trees may not be used for food purposes.
willow			
zinnia	cercospora leaf spot powdery mildew		

**Home Orchards, Vineyards, or Fruit Trees**

Best control of labeled diseases is achieved when Eagle 20EW is applied on a 7- to 10-day protectant schedule. Eagle 20EW is a systemic fungicide and does not redistribute after application. Application equipment spray nozzles should be adjusted to apply a uniform spray throughout the entire tree canopy.

Dilute (thorough coverage) applications are recommended and are based upon the amount of spray solution required to thoroughly wet plants to the point of run-off. Refer to use directions for specific tree fruits and vines to determine actual use rate per 100 gallons of spray for control of labeled diseases. The following specific use directions are based on a dilute spray volume of 300 gallons per acre.

**Apple**

Diseases	Eagle 20EW (fl oz/100 gallons)	Use Recommendations	Restrictions
powdery mildew ( <i>Podosphaera</i> spp.)	4 - 6	Begin application at tight cluster and continue through the second cover spray. Additional sprays beyond second cover may be needed on susceptible varieties or under heavy disease pressure. Use high rate if powdery mildew was present in previous years.	<ul style="list-style-type: none"> <li>• <b>Preharvest Interval:</b> Do not apply within 14 days of harvest.</li> <li>• Do not apply more than 153 fl oz of Eagle 20EW (2 lb myclobutanil) per acre per season.</li> </ul>
rusts ( <i>Gymnosporangium</i> spp.)		Begin applications at pink stage and continue through the second cover spray.	
scab ( <i>Venturia</i> spp.) prebloom		Begin application at green tip or when environmental conditions become favorable for primary scab development. Apply Eagle 20EW alone or tank mixed with a protectant fungicide on a 7- to 10-day schedule.	
bloom, postbloom		Use Eagle 20EW in a tank mixture with the recommended rate of a protectant fungicide, registered for use on apples, for improved fruit scab and summer disease control.	
post-infection	6	Eagle 20EW provides 96-hour post-infection control or curative activity. Apply as soon as possible after infection period. Follow with a standard preventative spray schedule.	



**Grape**

Thorough spray coverage is essential for good disease control. Apply Eagle 20EW in sufficient spray volume to ensure complete and uniform coverage.

Diseases	Eagle 20EW (fl oz/acre)	Use Recommendations	Restrictions
anthracnose ( <i>Elsinoe</i> spp.)	6 - 10	Begin application when new shoots are 1 to 3 inches in length. Reapply on a protectant schedule that does not exceed 14 days.	<ul style="list-style-type: none"> <li>• <b>Preharvest Interval:</b> Do not apply within 14 days of harvest.</li> <li>• Do not apply more than 46 fl oz of Eagle 20EW (0.6 lb myclobutanil) per acre per year.</li> </ul>
black rot ( <i>Guignardia</i> spp.)		<p><b>Preventative Schedule:</b> Begin application when new shoots are 1 to 3 inches in length. Reapply on a protectant schedule that does not exceed 14 days. Use a higher rate under heavy disease pressure.</p> <p><b>Post-infection Schedule:</b> Apply within 72 hours after the beginning of an infection period.</p>	
powdery mildew ( <i>Uncinula</i> spp.)		Begin application at prebloom (12- to 18-inch shoots) and do not extend applications beyond a 21-day interval. Use a higher rate or shorter spray interval on susceptible varieties or under heavy disease pressure.	

**Stone Fruits**

Crops	Diseases	Eagle 20EW (fl oz/100 gallons)	Use Recommendations	Restrictions
apricot	brown rot blossom blight ( <i>Monilinia</i> spp.)	2 - 3	Begin application at early red bud stage before infection occurs. If conditions are favorable for disease development, reapply at full bloom and petal fall.	<ul style="list-style-type: none"> <li>• Do not apply more than 84 fl oz of Eagle 20EW (1.1 lb myclobutanil) per acre per season.</li> <li>• Applications may be made up to the day of harvest.</li> </ul>
	brown rot ( <i>Monilinia</i> spp.)		Apply 12 fl oz (0.16 lb myclobutanil) per acre on a 7- to 14-day protectant schedule. Apply when environmental conditions favor disease development during the month prior to harvest.	
	powdery mildew ( <i>Podosphaera</i> spp.)		Follow brown rot blossom blight schedule. Reapply at 10- to 14-day intervals until terminal growth ceases.	
	shothole ( <i>Stigmina</i> spp.)		Follow brown rot blossom blight schedule. Reapply at 7- to 10-day intervals as long as needed.	



	rust ( <i>Tranzschelia</i> spp.)		Apply 12 fl oz (0.16 lb myclobutanil) per acre. Begin application approximately 8 weeks after flowering if environmental conditions are favorable for disease development. For optimum disease control, do not apply on a protectant schedule exceeding 21 days.	
plum prune	brown rot blossom blight ( <i>Monilinia</i> spp.)		Begin application at green tip before infection occurs. If conditions are favorable for disease development, reapply at full bloom and petal fall.	<ul style="list-style-type: none"> <li>Do not apply more than 84 fl oz of Eagle 20EW (1.1 lb myclobutanil) per acre per season.</li> <li>Applications may be made up to the day of harvest.</li> </ul>
	rust ( <i>Tranzschelia</i> spp.)		Refer to peach	

**Terms and Conditions of Use**

If terms of the following Warranty Disclaimer, Inherent Risks of Use, and Limitation of Remedies are not acceptable, return unopened package at once to the seller for a full refund of purchase price paid. Otherwise, use by the buyer or any other user constitutes acceptance of the terms under Warranty Disclaimer, Inherent Risks of Use and Limitations of Remedies.

**Warranty Disclaimer**

Dow AgroSciences warrants that this product conforms to the chemical description on the label and is reasonably fit for the purposes stated on the label when used in strict accordance with the directions, subject to the inherent risks set forth below. Dow AgroSciences MAKES NO OTHER EXPRESS OR IMPLIED WARRANTY OF MERCHANTABILITY OR FITNESS FOR A PARTICULAR PURPOSE OR ANY OTHER EXPRESS OR IMPLIED WARRANTY.

**Inherent Risks of Use**

It is impossible to eliminate all risks associated with use of this product. Plant injury, lack of performance, or other unintended consequences may result because of such factors as use of the product contrary to label instructions (including conditions noted on the label, such as unfavorable temperature, soil conditions, etc.), abnormal conditions (such as excessive rainfall, drought, tornadoes, hurricanes), presence of other materials, the manner of application, or other factors, all of which are beyond the control of Dow AgroSciences or the seller. To the extent permitted by law, all such risks shall be assumed by buyer.

**Limitation of Remedies**

To the extent permitted by law, the exclusive remedy for losses or damages resulting from this product (including claims based on contract, negligence, strict liability, or other legal theories) shall be limited to, at Dow AgroSciences' election, one of the following:

1. Refund of purchase price paid by buyer or user for product bought, or
2. Replacement of amount of product used

