

62719-402 9-2-2003

1124

Please read instructions on reverse before completing form.

Form Approved, OMB No. 2070-0060, Approval expires 05-31-98

 <p>United States Environmental Protection Agency Washington, DC 20460</p>	<input type="checkbox"/> Registration <input type="checkbox"/> Amendment <input checked="" type="checkbox"/> Other	OPP Identifier Number
---	--	-----------------------

Application for Pesticide - Section I

1. Company/Product Number Dow AgroSciences/62719-402	2. EPA Product Manager Mary Waller	3. Proposed Classification <input checked="" type="checkbox"/> None <input type="checkbox"/> Restricted
4. Company/Product (Name) Dow AgroSciences/Dithane* DF Rainshield*	PM# 21	
5. Name and Address of Applicant (Include ZIP Code) Dow AgroSciences LLC 9330 Zionsville Road Indianapolis, IN 46268 <input type="checkbox"/> Check if this is a new address	6. Expedited Review. In accordance with FIFRA Section 3(c)(3) (b)(i), my product is similar or identical in Composition and labeling to: EPA Reg. No. Product Name	

Section - II

<input type="checkbox"/> Amendment - Explain below.	<input type="checkbox"/> Final printed labels in response to Agency letter dated _____
<input type="checkbox"/> Resubmission in response to Agency letter dated _____	<input type="checkbox"/> 'Me Too' Application.
<input checked="" type="checkbox"/> Notification - Explain below.	<input type="checkbox"/> Other- Explain below.


NOTIFICATION
SEP 2 - 2003

Labeling notification action for Dithane* DF Rainshield* fungicide (62719-402), based on EPA-accepted copy dated August 22, 2000, with conditions of acceptance and Notification coded "J8A / Dithane DF Rainshield / Notification / 04-13-02." Proposed Changes by Notification (08-06-03): 1. At the request of the California Department of Pesticide Regulation, the footnote statement "Not approved for use on this pest species in CA" has been added to the following label claims: Microdochium blight in melons, cucumbers, squash, and watermelons (Vegetable section). 2. Vegetables Section [Corn (Sweet corn for fresh use or processing; popcorn; and sweet corn for seed production, including hybrid seed)]: Added the restriction "In California, do not feed treated forage to livestock." 3. Field Crops Section (Sugar Beets): Added the restriction "In California, do not feed treated tops to livestock." 4. Footnote designator in Pome Fruits table changed from asterisk (*) to a dagger (†).

Section - III

1. Material This Product Will Be Packaged In:			
Child-Resistant Packaging <input type="checkbox"/> Yes* <input type="checkbox"/> No <i>*Certification must be submitted</i>	Unit Packaging <input type="checkbox"/> Yes <input type="checkbox"/> No If "Yes" Unit Packaging wgt. No. per container	Water Soluble Packaging <input type="checkbox"/> Yes <input type="checkbox"/> No If "Yes" Package wgt No. per container	2. Type of Container <input type="checkbox"/> Metal <input type="checkbox"/> Plastic <input type="checkbox"/> Glass <input type="checkbox"/> Paper <input type="checkbox"/> Other (Specify) _____
3. Location of Net Contents Information <input type="checkbox"/> Label <input type="checkbox"/> Container	4. Size(s) Retail Container	5. Location of Label Directions <input type="checkbox"/> On Label <input type="checkbox"/> On Labeling accompanying product	
6. Manner in Which Label is Affixed to Product <input checked="" type="checkbox"/> Lithograph Paper glued <input type="checkbox"/> Other _____ <input type="checkbox"/> Stenciled			

Section - IV

1. Contact Point /Complete items directly below for identification of individual to be contacted, if necessary, to process this application)		
Name Steve A. McMaster	Title Regulatory Manager	Telephone No. (Include Area Code) (317) 337-4670
Certification I certify that the statements I have made on this form and all attachments thereto are true, accurate and complete. I acknowledge that any knowing false or misleading statement may be punishable by fine or imprisonment or both under applicable law.		6. Date Application Received (Stamped)
2. Signature 	3. Title Regulatory Manager	
4. Typed Name Steve A. McMaster	5. Date August 20, 2003	

Dithane* DF Rainshield*

EPA Reg. No. 62719-402
Formerly Rohm and Haas EPA Reg. No. 707-180
Product label contains Agricultural Uses for EPA Reg. No. 62719-402

Registration Notes:


Source label text based on Rohm and Haas EPA-accepted copy dated August 22, 2000, with conditions of acceptance and Notification coded "J8A / Dithane DF Rainshield / Notification / 04-13-02."

Proposed Changes by Notification (08-08-03):

1. At the request of the California Department of Pesticide Regulation, the footnote statement "Not approved for use on this pest species in CA" has been added to the following label claims: Microdochium blight in melons, cucumbers, squash, and watermelons (Vegetable section).
2. Vegetables Section [Corn (Sweet corn for fresh use or processing; popcorn; and sweet corn for seed production, including hybrid seed)]: Added the restriction "In California, do not feed treated forage to livestock."
3. Field Crops Section (Sugar Beets): Added the restriction "In California, do not feed treated tops to livestock."
4. Footnote designator in Pome Fruits table changed from asterisk (*) to a dagger (†).

[Editor's note: Added text is underlined.]

*Trademark of Dow AgroSciences LLC



3/24

Base Label:

(Logo) Dow AgroSciences

Dithane* DF Rainshield*

NOTIFICATION

SEP 2 - 2003

Active Ingredients

mancozeb: A coordination product of zinc ion
and manganese ethylene bisdithiocarbamate....75.0%

In which the ingredients are:

Manganese⁺⁺15.00%

Zinc⁺⁺1.87%

Ethylene bisdithiocarbamate
ion (C₄H₆N₂S₄)^{- -}58.13%

Inert Ingredients25.0%

Total100.0%

Keep Out of Reach of Children

CAUTION

Precautionary Statements

Hazards to Humans and Domestic Animals

May Cause Irritation Of Nose, Throat, Eyes And Skin

Do not breathe dust or spray mist

Personal Protective Equipment (PPE)

Some materials that are chemical-resistant to this product are listed below. If you want more options, follow the instructions for Category A on an EPA chemical resistance category selection chart.

Applicators and other handlers (other than mixers and loaders) must wear:

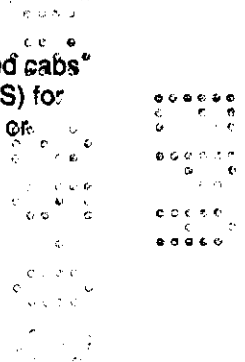
- Coveralls over long-sleeved shirt and long pants
- Chemical-resistant gloves made of any waterproof material
- Shoes plus socks

Mixers and Loaders must wear:

- Coveralls over long-sleeved shirt and long pants
- Chemical-resistant gloves made of any waterproof material
- Shoes plus socks
- Protective eyewear
- Chemical-resistant apron when cleaning equipment, mixing or loading

Discard clothing and other absorbent materials that have been drenched or heavily contaminated with this product's concentrate. Do not reuse them. Follow manufacturer's instructions for cleaning/ maintaining PPE. If no such instructions for washables, use detergent and hot water. Keep and wash PPE separately from other laundry.

During aerial application, human flaggers must be in enclosed cabs. When handlers use enclosed cabs[®] or aircraft in a manner that meet the requirements listed in the Worker Protection Standards (WPS) for agricultural pesticides [40 CFR 170.240(d) (4-6)], the handler PPE requirements may be reduced or modified as specified in the WPS.



4124

User Safety Recommendations

Users should:

- Wash hands before eating, drinking, chewing gum, using tobacco or using the toilet.
- Remove PPE immediately after handling this product.
- Wash the outside of gloves before removing. As soon as possible, wash thoroughly and change into clean clothing.

First Aid

If inhaled: Move person to fresh air.

If person is not breathing, call 911 or an ambulance, then give artificial respiration, preferably mouth-to-mouth if possible. Call a poison control center or doctor for further treatment advice.

If in eyes: Hold eye open and rinse slowly and gently with water for 15-20 minutes. Remove contact lenses, if present, after the first 5 minutes, then continue rinsing eye. Call a poison control center or doctor for treatment advice.

If on skin or clothing: Take off contaminated clothing. Rinse skin immediately with plenty of water for 15-20 minutes. Call a poison control center or doctor for treatment advice.

If swallowed: Call a poison control center or doctor immediately for treatment advice. Have person sip a glass of water if able to swallow. Do not induce vomiting unless told to do so by a poison control center or doctor. Do not give anything by mouth to an unconscious person.

Hot Line Number: Have the product container or label with you when calling a poison control center or doctor, or going for treatment. You may also contact 1-800-992-5994 day or night, for emergency treatment information.

Environmental Hazards

This pesticide is toxic to fish. Drift and runoff from treated areas may be hazardous to aquatic organisms in neighboring areas. For terrestrial uses, do not apply directly to water, to areas where surface water is present, or to intertidal areas below the mean high water mark except as specified for the labeled use on cranberries. Do not contaminate water when disposing of equipment washwaters or disposing of wastes. For Seed Treatment Products- cover or incorporate spilled treated seed.

Agricultural Use Requirements

Use this product only in accordance with its labeling and with the Worker Protection Standard, 40 CFR part 170. Refer to the label booklet under "Agricultural Use Requirements" in the Directions for Use section for information about this standard.

Refer to label booklet for Directions for Use including Storage and Disposal.

Notice: Read the entire label. Use only according to label directions. **Before using this product, read Warranty Disclaimer, Inherent Risks of Use, and Limitation of Remedies at end of label booklet. If terms are unacceptable, return at once unopened.**

In case of emergency endangering health or the environment involving this product, call 1-800-992-5994. If you wish to obtain additional product information, visit our web site at www.dowagro.com.

Agricultural Chemical: Do not ship or store with food, feeds, drugs or clothing.

EPA Reg. No. 62719-402

EPA Est. _____

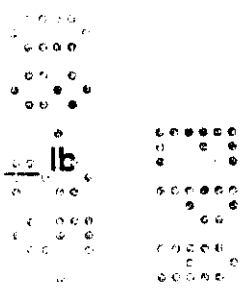
*Trademark of Dow AgroSciences LLC

Made in France

Dow AgroSciences LLC • Indianapolis, IN 46268 U.S.A.

Fungicide

Net Weight lb



5/24

Label Booklet:

(Logo) Dow AgroSciences LLC

Dithane* DF Rainshield*

Active Ingredients

mancozeb: A coordination product of zinc ion
and manganese ethylene bisdithiocarbamate....75.0%

In which the ingredients are:

Manganese⁺⁺15.00%

Zinc⁺⁺1.87%

Ethylene bisdithiocarbamate
ion (C₄H₆N₂S₄)^{- -}58.13%

Inert Ingredients25.0%

Total100.0%

Keep Out of Reach of Children

CAUTION

Agricultural Use Requirements

Use this product only in accordance with its labeling and with the Worker Protection Standard, 40 CFR part 170. Refer to the label booklet under "Agricultural Use Requirements" in the Directions for Use section for information about this standard.

Refer to inside of label booklet for Precautionary Statements and Directions for Use including Storage and Disposal.

Notice: Read the entire label. Use only according to label directions. Before using this product, read Warranty Disclaimer, Inherent Risks of Use, and Limitation of Remedies at end of label booklet. If terms are unacceptable, return at once unopened.

In case of emergency endangering health or the environment involving this product, call 1-800-992-5994. If you wish to obtain additional product information, visit our web site at www.dowagro.com.

Agricultural Chemical: Do not ship or store with food, feeds, drugs or clothing.

EPA Reg. No. 62719-402

EPA Est. _____


*Trademark of Dow AgroSciences LLC

Made in France

Dow AgroSciences LLC • Indianapolis, IN 46268 U.S.A.

Fungicide

Net Weight lb



6/24

(Page 1 through end):

Table of Contents	Page
Precautionary Statements	-
Hazards to Humans and Domestic Animals	-
Personal Protective Equipment (PPE)	-
User Safety Recommendations	-
First Aid	-
Environmental Hazards	-
Physical or Chemical Hazards	-
Directions for Use	-
Agricultural Use Requirements	-
Storage and Disposal	-
General Information	-
General Use Precautions	-
Application Directions	-
Chemigation	-
Crop Uses	-
Pomefruits	-
Fruits	-
Vegetables	-
Field Crops	-
Seed Treatment	-
Miscellaneous	-
Turf (Commercial Sod Farms)	-
Terms and Conditions of Use	-
Warranty Disclaimer	-
Inherent Risks of Use	-
Limitation of Remedies	-

7/24

Precautionary Statements

Hazards to Humans and Domestic Animals**May Cause Irritation Of Nose, Throat, Eyes And Skin****Do not breathe dust or spray mist****Personal Protective Equipment (PPE)**

Some materials that are chemical-resistant to this product are listed below. If you want more options, follow the instructions for Category A on an EPA chemical resistance category selection chart.

Applicators and other handlers (other than mixers and loaders) must wear:

- Coveralls over long-sleeved shirt and long pants
- Chemical-resistant gloves made of any waterproof material
- Shoes plus socks

Mixers and Loaders must wear:

- Coveralls over long-sleeved shirt and long pants
- Chemical-resistant gloves made of any waterproof material
- Shoes plus socks
- Protective eyewear
- Chemical-resistant apron when cleaning equipment, mixing or loading

Discard clothing and other absorbent materials that have been drenched or heavily contaminated with this product's concentrate. Do not reuse them. Follow manufacturer's instructions for cleaning/ maintaining PPE. If no such instructions for washables, use detergent and hot water. Keep and wash PPE separately from other laundry.

During aerial application, human flaggers must be in enclosed cabs. When handlers use enclosed cabs or aircraft in a manner that meet the requirements listed in the Worker Protection Standards (WPS) for agricultural pesticides [40 CFR 170.240(d) (4-6)], the handler PPE requirements may be reduced or modified as specified in the WPS.

User Safety Recommendations**Users should:**

- Wash hands before eating, drinking, chewing gum, using tobacco or using the toilet.
- Remove PPE immediately after handling this product.
- Wash the outside of gloves before removing. As soon as possible, wash thoroughly and change into clean clothing.

First Aid**If inhaled:** Move person to fresh air.

If person is not breathing, call 911 or an ambulance, then give artificial respiration, preferably mouth-to-mouth if possible. Call a poison control center or doctor for further treatment advice.

If in eyes: Hold eye open and rinse slowly and gently with water for 15-20 minutes. Remove contact lenses, if present, after the first 5 minutes, then continue rinsing eye. Call a poison control center or doctor for treatment advice.

If on skin or clothing: Take off contaminated clothing. Rinse skin immediately with plenty of water for 15-20 minutes. Call a poison control center or doctor for treatment advice.

If swallowed: Call a poison control center or doctor immediately for treatment advice. Have person sip a glass of water if able to swallow. Do not induce vomiting unless told to do so by a poison control center or doctor. Do not give anything by mouth to an unconscious person.

Hot Line Number: Have the product container or label with you when calling a poison control center or doctor, or going for treatment. You may also contact 1-800-992-5994 day or night, for emergency treatment information.

8/24

Environmental Hazards

This pesticide is toxic to fish. Drift and runoff from treated areas may be hazardous to aquatic organisms in neighboring areas. For terrestrial uses, do not apply directly to water, to areas where surface water is present, or to intertidal areas below the mean high water mark except as specified for the labeled use on cranberries. Do not contaminate water when disposing of equipment washwaters or disposing of wastes. For Seed Treatment Products- cover or incorporate spilled treated seed.

Directions for use

It is a violation of Federal law to use this product in a manner inconsistent with its labeling. Read all Directions for Use carefully before applying.

Do not apply this product in a way that will contact workers or other persons, either directly or through drift. Only protected handlers may be in the area during application. For any requirements specific to your state or tribe, consult the agency responsible for pesticide regulation.

Agricultural Use Requirements

Use this product only in accordance with its labeling and with the Worker Protection Standard, 40 CFR part 170. This Standard contains requirements for the protection of agricultural workers on farms, forests, nurseries, and greenhouses, and handlers of agricultural pesticides. It contains requirements for training, decontamination, notification, and emergency assistance. It also contains specific instructions and exceptions pertaining to the statements on this label about personal protective equipment (PPE) and restricted-entry interval. The requirements in this box only apply to uses of this product that are covered by the Worker Protection Standard.

Do not enter or allow worker entry into treated areas during the restricted entry interval (REI) of 24 hours. PPE required for early entry to treated areas that is permitted under the Worker Protection Standard and that involves contact with anything that has been treated, such as plants, soil or water, is:

- Coveralls over long-sleeved shirt and long pants
- Chemical-resistant gloves made of any waterproof material
- Shoes plus socks

Non-Agricultural Use Requirements

The requirements in this box apply to uses of this product that are not within the scope of the Worker Protection Standard for agricultural pesticides (40 CFR Part 170). The WPS applies when this product is used to produce agricultural plants on farms, forests, nurseries or greenhouses.

Seed treatments and professional applications to lawn grasses, golf courses, industrial (office park), municipal and residential lawns are not within the scope of the Worker Protection Standard.

- Keep unprotected persons out of treated area until sprays have dried.

Storage and Disposal

Storage: Keep away from fire and sparks. Store in a cool, dry, well-ventilated area. Do not allow stored product to become wet or overheated in storage; decomposition, impaired activity, or fire may result. Keep container closed when not in use.

Pallets of containers should not be stacked more than three high. Provide access aisle for each two rows. Decomposition produces a foul odor; if observed, check for hot containers and immediately remove to open areas for disposal.

Pesticide Disposal: Wastes resulting from the use of this product may be disposed of on-site or at an approved waste disposal facility.

Container Disposal: Completely empty bag into application equipment. Then dispose of in a sanitary landfill or by incineration, or, if allowed by state and local authorities, by burning. If burned, stay out of smoke.

9/24

Steps to be taken in Case Material is Released or Spilled: Sweep or shovel into containers for disposal or reworking. Keep dusting to a minimum. Flush contaminated area with a large amount of water to a chemical or sanitary sewer containing a settling pit. Refer to Precautionary Statements.

General Use Information

Dithane* DF Rainshield* fungicide is a broad-spectrum protectant fungicide recommended for outdoor or greenhouse grown crops. Optimum disease control is achieved when the fungicide is applied in a regularly scheduled preventative spray program. The addition of an agricultural surfactant will improve fungicide performance by providing a more uniform spray deposit, increased foliar redistribution, and improved fungicide retention during periods of wet weather.

Use Rate Determination

- Carefully read, understand, and follow label use rates and restrictions.
- Under low disease conditions, minimum label rates per application can be used while maximum label rates and the minimum interval may be used for severe or threatening disease conditions.
- **For proper application, determine the number of acres to be treated, the recommended label use rate and the gallonage to be applied per acre. Prepare only the amount of spray solution required to treat the measured acreage. Careful calibration of spray equipment is recommended prior to use.**
- **When applied by hand sprayers, 1 pound Dithane DF per 100 gallons per acre is equivalent to 1 level tablespoon per gallon spray solution.**

Mixing Procedures

Slowly place into spray tank as it is being filled or thoroughly premix in a nurse tank for concentrate or aircraft sprayers. Add other co-applied fungicides, insecticides, growth regulators, micronutrients, and spray adjuvants after Dithane DF has been placed into suspension.

When preparing spray solutions for use in a hand sprayer, premix as a slurry in a small container, and then add to sprayer containing 1/3 to 1/2 the desired final water volume.

Compatibility

Dithane DF is compatible with most commonly used agricultural fungicides, insecticides and growth regulators. When preparing tank mixes, user should consult spray compatibility charts or State Cooperative Extension Service Specialists prior to actual use.

Spray Adjuvants

The addition of agricultural surfactants to Dithane DF sprays will improve initial spray deposits, fungicide redistribution and weatherability. The following spray adjuvants have been especially formulated to optimize the performance of foliar-applied agricultural chemicals:

- Latron B-1956* -A water-dispersible, resin-based nonionic surfactant that resists re-wetting and removal by rain. Effective with dilute sprays applied by ground equipment.
- Latron CS-7* -A spreader-binder designed specifically for use in concentrate and low volume sprays applied by aircraft or ground equipment.

Place Dithane DF into suspension prior to adding an adjuvant to the spray mixture. Read and carefully observe the precautionary statements and all other information appearing on both product labels prior to spray preparation.

Application

10/24

Ground

Thorough coverage foliar sprays generally result in optimum disease control. To achieve good coverage use proper spray pressure, gallonage per acre, nozzles (generally hollow cone), disc (generally D-5 to D-7), nozzle spacing, and tractor speed. Consult spray nozzle and accessory catalogues for specific information on proper equipment calibration.

Hand Sprayers

Thoroughly spray plant foliage until runoff.

Aerial

A uniform initial spray deposit over the crop canopy generally results in optimum disease control. Each aircraft should be prechecked for droplet size, uniformity of spray pattern, swath width, and spray volume. During aerial application, human flaggers are prohibited unless in totally enclosed vehicles.

Nozzle selection: Hollow cone brass nozzles with a D-series orifice disc and core (whirlplate) are recommended. Nozzles should point straight down or slightly backward.

Swath width: For most field and vegetable crops, swaths just beyond the wingspan of 36 to 40 feet for light aircraft and up to 45 feet for heavier aircraft are suggested. Optimum swath for helicopters is usually 5 to 10 feet beyond normal boom length.

Spray volume: Aerial applications are to be made in a minimum of two (2) gallons of water per acre. On vegetable and field crops, 2 to 3 gallons of spray per acre are generally optimum; orchards and vineyards can be handled with spray volumes of 5 gallons per acre. Some tall or dense foliage crops requiring greater penetration to the lower leaf surface will require higher spray volumes. **Do not use less than 5 gallons per acre in California.**

Altitude: For most crops, the spray boom should be positioned in 5 to 10 feet above the crop canopy.

Flagging: Swaths should be marked at the end of the field with permanent flags or by a flagman in a totally enclosed vehicle. Swaths should be measured accurately with a chain or other device except when rows can be accurately counted.

Chemigation Use Directions**Sprinkler Irrigation**

Dithane DF must be applied on a regular protectant fungicide schedule, **not an irrigation schedule**. If irrigation cycles are less frequent than recommended Dithane DF application intervals, ground or aerial applications must supplement chemigation applications to achieve adequate disease control.

General Requirements

- Apply Dithane DF only through sprinkler irrigation systems including center-pivot, lateral move, end tow, side (wheel) roll, traveler, solid set, or hand move irrigations systems. Do not apply product through any other type of irrigation system.
- Lack of fungicidal effectiveness or illegal pesticide residues in the crop can result from nonuniform distribution of treated water.
- If you have questions about calibration, you should contact State Extension Service specialist, equipment manufacturers or other experts.
- Do not connect an irrigation system (including greenhouse systems) used for pesticide application to a public water system unless the pesticide label-prescribed safety devices for public water system are in place.
- A person knowledgeable of the chemigation system and responsible for its operation, or under the supervision of the responsible person, shall shut the system down and make necessary adjustments should the need arise.

11/24

Specific Chemigation Equipment Requirements

Before applying Dithane DF through sprinkler irrigation equipment, the chemigation system must meet the following specifications:

- Public water system means a system for the provision to the public of piped water for human consumption if such system has at least 15 service connections or regularly serves an average of at least 25 individuals daily at least 60 days out of the year.
- Chemigation systems connected to public water systems must contain a functional reduced-pressure zone (RPZ), backflow preventer or the functional equivalent in the water supply line upstream from the point of pesticide introduction. As an option to the RPZ, the water from the public water system should be discharged into a reservoir tank prior to pesticide introduction. There shall be a complete physical break (air gap) between the outlet end of the fill pipe and the top or overflow rim of the reservoir tank of at least twice the inside diameter of the fill pipe.
- Systems not connected to a public water supply must contain a functional check valve, vacuum relief valve, and low-pressure drain appropriately located in the irrigation pipeline to prevent water source contamination from back flow.
- The pesticide injection pipeline must contain a functional, automatic, quick-closing check valve to prevent the flow of fluid back toward the injection pump.
- The pesticide injection pipeline must also contain a functional, normally closed solenoid-operated valve located on the intake side of the injection pump and connected to the system interlock to prevent fluid from being withdrawn from the supply tank when the irrigation system is either automatically or manually shut down.
- The system must contain functional interlocking controls to automatically shut off the pesticide injection pump when the water pump motor stops, or in cases where there is no water pump, when the water pressure decreases to the point where pesticide distribution is adversely affected.
- The irrigation line or water pump must include a functional pressure switch that will stop the water pump motor when the water pressure decreases to the point where pesticide distribution is adversely affected.
- Systems must use a metering pump, such as a positive displacement injection pump (e.g., diaphragm pump) effectively designed and constructed of materials that are compatible with pesticides and capable of being fitted with a system interlock.
- Do not apply when wind speed favors drift beyond the area intended for treatment.

Center-pivot, Lateral Move, End Tow, and Traveler Irrigation Equipment (Use only with electric or oil hydraulic drive systems which provide a uniform water distribution):

- Determine the size of the area to be treated.
- Determine the time required to apply no more than 1/4 inch water (6,750 gallons water per acre) over the area to be treated when the system and injection equipment are operated at normal pressures recommended by the equipment manufacturer. Run system at 80 to 95% of manufacturer's rated capacity.
- Using only water, determine the injection pump output when operated at normal line pressure.
- Determine the amount of Dithane DF required for the treatment area.
- Add the required amount of Dithane DF and sufficient water to meet the injection time requirements of the solution tank.
- Maintain constant solution tank agitation during the injection period.
- Stop injection equipment after treatment is completed. Continue to operate the system until Dithane DF solution has cleared the sprinkler head.

Solid-set, Side (wheel) Roll, and Hand Move Irrigation Equipment:

- Determine acreage covered by sprinkler.
- Fill injector solution tank with water and adjust flow rate to use contents over a 10 to 30-minute interval.
- Determine the amount of Dithane DF required for the treatment area.
- Add the required amount of Dithane DF into the same quantity of water used to calibrate the injection equipment.
- Maintain constant solution tank agitation during the injection period.
- Operate system at normal pressures recommended by the manufacturer of the injection equipment and used for the time interval established during calibration.

12/26

- Inject Dithane DF at the end of the irrigation cycle or as a separate application to maximize foliar fungicide retention.
- Stop injection equipment after treatment is completed. Continue to operate the system until Dithane DF solution has cleared the last sprinkler head.

Disease Monitoring

Dithane DF is a broad-spectrum, protectant fungicide. If not applied on a routine protectant spray schedule, crops should be scouted on a weekly basis. Fungicide application should be made, at the recommended label use rate and spray schedule, at the first sign of disease, report of disease in the area, or during environmental conditions favorable for disease development.

Restrictions

Users should carefully read, understand, and follow all use restrictions prior to using Dithane DF.

Foliar Applications

Where EBDC Products Used Allow the Same Maximum Poundage of Active Ingredient Per Acre Per Season:

If more than one product containing an EBDC active ingredient (maneb, mancozeb, or metiram) is used on a crop during the same growing season and the EBDC products used allow the same maximum poundage of active ingredient per acre per season, then the total poundage of all such EBDC products used must not exceed any one of the specified individual EBDC product maximum seasonal poundage of active ingredient allowed per acre.

Where EBDC Products Used Allow Different Maximum Poundage of Active Ingredient Per Acre Per Season:

If more than one product containing an EBDC active ingredient is used on a crop during the same growing season and the EBDC products used allow different maximum poundage of active ingredient per acre per season, then the total poundage of all such EBDC products used must not exceed the lowest specified individual EBDC product maximum seasonal poundage of active ingredient allowed per acre.

Seed Treatment

In addition to the maximum number of foliar applications permitted by the formula stated above, a single application for seed treatment may be made on crops, which have registered seed treatment uses.

13/24

Pome Fruits

Not intended for use on fruit trees by homeowners. Use either the "Pre-Bloom/Bloom Use" or "Extended Application" schedule.

Do not combine or integrate the two treatment schedules. It is recommended that this product be used in an Integrated Pest Management Program (IPM).

Crop	Diseases Controlled	Dithane DF Rate per Application (lb/acre)	Remarks (Also Refer to Directions for Use)	Restrictions
Apples Crabapples Pears Quince	Fabrea leaf spot Rusts Scab	6.4*	Pre-Bloom/Bloom Use: Begin applications at 1/4- to 1/2-inch green tip and continue on a 7- to 10-day schedule through bloom.	Do not apply more than 6.4 lb (4.8 lb active ingredient) per acre per application. Do not apply after bloom. Do not apply more than 25.6 lb (19.2 lb active ingredient) per acre per year. Do not graze livestock in treated areas.
		3.2*	Extended Application Schedule for Use in Tank Mixtures with systemic fungicides: For implementation of IPM programs, applications based on tree-row volume, or for use as a resistance management tool, begin applications at 1/4 to 1/2 inch green tip and continue applications on a 7- to 10-day schedule through the second cover spray or to within 77 days of harvest.	Do not apply more than 3.2 lb (2.4 lb active ingredient) per acre per application. Do not apply within 77 days of harvest. Do not apply more than 22 lb (16.5 lb active ingredient) per acre per year. Do not graze livestock in treated areas.
	Fire blight		The addition of Dithane DF to copper fungicides will suppress the disease incidence in orchards where fire blight (<i>Erwinia amylovora</i>) has become resistant to streptomycin. Use the full label rate of copper and follow the application instructions on the copper fungicide label.	

*Maximum per acre use rate based on thorough coverage dilute sprays.

14124

Fruits

Crop	Diseases Controlled	Dithane DF Rate per Application (lb/acre)	Remarks (Also Refer to Directions for Use)	Restrictions
Bananas	Sigatoka	2 to 3	Apply when leaves first appear and repeat every 14- to 21-days or as required. Use sufficient water to provide adequate coverage. The addition of a Latron surfactant to spray solutions will improve performance.	Do not apply more than 32 lb (24 lb active ingredient per acre per growing cycle). Applications can be made up to the day of harvest.
Cranberries	Fruit rot	3 to 6	Start applications at early-bloom and repeat at 7- to 10-day intervals as required.	Do not apply within 30 days of harvest. Do not apply more than 19.2 lb (14.4 lb active ingredient) per acre per season.
Grapes	Black rot Bunch rot Phomopsis Downy mildew	1.5 to 2.5 West of the Rocky Mountains 1.5 to 4 East of the Rocky Mountains	Apply in sufficient water to provide thorough coverage starting when new shoots are 1/2 to 1 1/2 inches long. Repeat when shoots are 3- to 5-inches long, when shoots are 8- to 10-inches long, and then at 7- to 10-day intervals until fruit is set. For late season control of black rot, phomopsis and downy mildew, the use of other approved and recommended fungicides is suggested.	In California, do not apply after bloom. In other areas, do not apply within 66 days of harvest. West of the Rocky Mountains, do not apply more than 8 lb (6 lb active ingredient) per acre per season. East of the Rocky Mountains, do not apply more than 25.6 lb (19.2 lb active ingredient) per acre per season.
Papayas	Anthrachnose Phytophthora fruit rot	2 to 2 1/2	Use 20 to 100 gallons water per acre. Start applications at flowering and continue at 14- to 21-day intervals. Direct spray to crown and blossom area. Use 6 to 8 ounces Latron B-1956 spreader-sticker per acre.	Do not apply more than 37.3 lb (28 lb active ingredient) per growing cycle. Applications may be made up to the day of harvest.
Plantain	Refer to Bananas			

Vegetables

Crop	Diseases Controlled	Dithane DF Rate per Application (lb/acre)	Remarks (Also Refer to Directions for Use)	Restrictions
Asparagus	Cercospora leaf spot Rust	2	Start applications when rust first appears and repeat at 10-day intervals. Four applications are usually sufficient.	Apply only on asparagus ferns after spears have been harvested. Do not apply more than 8.5 lb (6.4 lb active ingredient) per acre per season. Do not apply within 120 days of harvest in California and Arizona, or within 180 days in all other states.
Corn (Sweet corn for fresh use or processing; popcorn; and sweet corn for seed production, including hybrid seed)	Common rust Helminthosporium leaf blight	1 1/2	Use sufficient water for thorough coverage. Start applications when disease first appears and repeat at 4- to 7-day intervals. The addition of a Latron surfactant to spray solutions will improve performance	Do not apply within 7 days of harvest. East of the Mississippi River, Arkansas and Louisiana, do not apply more than 24 lb (18 lb active ingredient) per acre per crop. West of the Mississippi River, (except Arkansas and Louisiana), do not apply more than 8 lb (6 lb active ingredient) per acre per crop. <u>In California, do not feed treated forage to livestock.</u>
Cucumbers	Anthracnose Cercospora leaf spot Downy mildew Gummy stem blight Microdochium blight † Scab	2 to 3	Start applications when plants are in the two-leaf stage and repeat at 7- to 10-day intervals. Use sufficient water and direct spray to provide thorough coverage of both upper and lower leaf surfaces.	Do not apply within 5 days of harvest. Do not apply more than 25.6 lb (19.2 lb active ingredient) per acre per crop.
Fennel	Leaf blight Leaf spot	2	Start applications when disease first appears and repeat applications every 7- to 10-days.	Do not apply more than 17 lb (12.8 lb active ingredient) per season. Do not apply within 14 days of harvest.
Gourds, edible	Refer to Summer Squash			

16/24

<p>Melons Cantaloupes Casaba Crenshaw Honeydew Muskmelons</p>	<p>Alternaria leaf spot Anthracnose Downy mildew Gummy stem blight Microdochium blight †</p>	<p>2 to 3</p>	<p>Start applications when plants are in the two-leaf stage and repeat at 7- to 10-day intervals. Use sufficient water and direct spray to provide thorough coverage of both upper and lower leaf surfaces. Some cantaloupe varieties (i.e.: Harvest Queen, Gold Star, Super Star, Sweet and Early, and Saticoy) are sensitive to Dithane DF. Consult State Cooperative Extension Service Specialist prior to use.</p>	<p>Do not apply within 5 days of harvest. Do not apply more than 25.6 lb (19.2 lb active ingredient) per acre per crop.</p>
<p>Onions (dry bulb) Garlic Shallots</p>	<p>Botrytis leaf blight Downy mildew Neck rot Purple blotch Rust</p>	<p>3</p>	<p>Follow a protective spray schedule starting when diseases are first reported in the area and repeat at 7-day intervals throughout the season. The addition of a Latron surfactant to spray solutions will improve performance. Do not allow spray or drift to contact bulbs after lifting from soil.</p>	<p>Do not apply within 7 days of harvest. Do not apply more than 32 lb (24 lb active ingredient) per acre per crop. Do not apply to exposed bulb</p>
<p>Onions (furrow drench)</p>	<p>Damping-off Seed rots Seedling blights Smut</p>		<p>Apply 3 lb per acre as a furrow drench at time of planting onion seeds. Use 75 to 125 gallons water per acre.</p>	<p>Do not use more than 3.2 lb (2.4 lb active ingredient) per acre (29,000 linear feet of furrow) with an 18 inch row spacing.</p>
<p>Potatoes</p>	<p>Early blight Late blight</p>	<p>0.5 to 2</p>	<p>Begin applications when plants are 4 to 6 inches high by applying 0.5 to 1.0 lb/acre. As the vines increase in size, apply 1.5 to 2.0 lb/acre at 5- to 10-day intervals or apply 0.75 to 1.0 lb/acre at 3- to 5-day intervals. Do not apply more than 15 lb/acre per crop. The addition of a Latron surfactant to spray solutions will improve performance. It is recommended that this product be used within an Integrated Pest Management Program. Also, vine-kill should occur 14 days before harvest.</p>	<p>Do not apply more than 15 lb (11.2 lb active ingredient) per acre per crop. Do not apply within 3 days of harvest in Connecticut, Delaware, Florida, Maine, Massachusetts, Michigan, New Hampshire, New York, Ohio, Pennsylvania, Vermont Rhode Island and Wisconsin and at least 14 days elsewhere.</p>

17124

Seedpiece (treatment)	Fusarium decay Late blight Seedborne common scab Rhizoctonia shoot blight Silver scurf	See "Remarks"	Dip whole or cut potato tubers in 1.25 lb Dithane DF per 50 gallons of water. Place treated tubers in a clean container following treatment and plant as soon as possible. Spread treated seedpieces in a cool place if held before planting.	Do not use treated seed potatoes for food or feed purposes.
Squash, summer	Anthracnose Downy mildew Microdochium blight [‡]	2 to 3	Start applications when plants are in the two-leaf stage and repeat at 7- to 10-day intervals. Use sufficient water and direct spray to provide thorough coverage of both upper and lower leaf surfaces.	Do not apply within 5 days of harvest. Do not apply more than 25.5 lb (19.1 lb active ingredient) per acre per crop.
Tomatoes	Anthracnose Early blight Gray leaf spot Late blight Leaf mold Septoria leaf spot	1.5 to 2 West of the Mississippi River 1.5 to 3 East of the Mississippi River	Start applications when seedlings emerge or transplants are set and repeat at 7- to 10-day intervals throughout the season. The addition of a Latron surfactant to spray solutions will improve performance.	Do not apply within 5 days of harvest. West of the Mississippi River, do not apply more than 8.5 lb (6.4 lb active ingredient) per acre per crop.
	Bacterial speck and spot		Use a full rate of a fixed copper fungicide in tank mix combination with a half to full rate of Dithane DF. Follow the application intervals recommended on the copper fungicide label.	East of the Mississippi River, do not apply more than 22.4 lb (16.8 lb active ingredient) per acre per crop.
Watermelons	Alternaria leaf spot Anthracnose Cercospora leaf spot Downy mildew Gummy stem blight Microdochium blight [‡] Scab	2 to 3	Start applications when plants are in the two-leaf stage and repeat at 7- to 10-day intervals. Use sufficient water and direct spray to provide thorough coverage of both upper and lower leaf surfaces.	Do not apply within 5 days of harvest. Do not apply more than 25.6 lb (19.2 lb active ingredient) per acre per crop.

[‡] Not approved for use on this pest species in California.

Field Crops

Crop	Diseases Controlled	Dithane DF Rate per Application (lb/acre)	Remarks (Also Refer To Directions For Use)	Restrictions
Barley	Refer to Wheat			
Corn, field and hybrid seedcorn	Common corn rust Helminthosporium leaf blight	1.5	Start applications when disease symptoms first appear and, depending on severity of infection, continue on a 4- to 14-day schedule. The addition of Latron CS-7 will improve performance	Do not apply more than 16 lb (12 lb active ingredient) per season Do not apply within 40 days of harvest.

18/24

Cotton (Southwest U.S. only)	Rust	1.25 to 2	Start applications when rust appears and repeat at 10 to 14 day intervals until disease threat is past.	Do not apply more than 8.5 lb (6.4 lb active ingredient) per season. Do not apply after bolls open. Do not apply within 45 days of harvest. Do not graze livestock in treated areas or feed gin trash to livestock.
Oats	Refer to Wheat			
Peanuts	Cercospora leaf spot Rust	1 to 2	Start applications when disease first appears or is reported in area. Repeat sprays at 7- to 14-day intervals.	Do not apply within 14 days of harvest. Do not use more than 17 lb (12.8 lb active ingredient) per acre per crop. Do not feed treated vines to livestock.
Rye	Refer to Wheat			
Sugar beets	Cercospora leaf spot	1.5 to 2	Start applications when disease first threatens and repeat every 7- to 10-days as needed. The addition of a Latron surfactant to spray solutions will improve performance.	Do not apply within 14 days of harvest. Do not apply more than 15 lb (11.2 lb active ingredient) per season. <u>In California, do not feed treated tops to livestock.</u>
Wheat	Helminthosporium leaf spot Leaf rust Septoria glume blotch Septoria leaf spot Tan spot	2.1	Start applications at onset of disease or when plants are in the tillering to jointing stage and repeat at 7- to 10-day intervals. The addition of Latron CS-7 to spray solutions will improve performance.	Do not make more than three applications during the season. Do not apply after Feekes growth stage 10.5 or heading, but not less than 26 days of harvest. Do not graze livestock in treated areas prior to harvest.
Triticale	Refer to Wheat			

Seed Treatment

Seeds to be treated should be cleaned and well cured prior to treatment. Dithane DF may be applied to dry seed with conventional slurry or mist seed treating equipment or as a planter-box application. For best results, the seed must be completely and uniformly covered with fungicide. For seed treatment, a dye must be added to Dithane DF that will impart an unnatural color to the seed.

19124

Crop	Diseases Controlled	Dithane DF Rate per Application		Remarks (Also Refer To Directions For Use)	Restrictions
		(oz/bu)	(oz/100 lb)		
Barley	Covered smut Damping-off False loose-smut Seed rots Seedling blights	1.4 to 2.1	2.9 to 4.5		Treated seed should be labeled as follows: "Must not be used for food, feed or oil purposes."
Corn (field)	Damping-off Seed rots Seedling blights	1.6 to 3.2	2.9 to 5.8		
Cotton (acid delinted) (reginned)	Damping-off Seedling blights	-	3.2		
	Damping-off Seedling blights	-	6.4		
Flax	Damping-off Seed rots Seedling blights	2.1 to 4.3	3.8 to 7.6		
Oats	Damping-off Seed rots Seedling blights Smuts	1.4 to 2.1	4.3 to 6.7		
Peanuts (shelled)	Damping-off Seed rots Seedling blights	2.1 to 4.3	8.5 to 17.0		
Rice	Damping-off Seed rots Seedling blights	-	2.1 to 4.3	Apply before, during or after soaking in water.	
Rye	Bunt Damping-off Seed rots Seedling blights	1.4 to 2.1	2.5 to 3.8		
Safflower	Seedborne rust (Puccinia carthami)	-	2.1		
Sorghum	Covered kernel smut Damping-off Seed rots Seedling blights	1.6 to 2.7	2.9 to 4.8		
Tomatoes	Damping-off Seed rots Seedling blights	-	8.5		
Wheat	Bunt Damping-off Seed rots Seedling blights	1.4 to 2.1	2.3 to 3.5		

20/24

Miscellaneous

Crop	Diseases Controlled	Dithane DF Rate per Application	Remarks (Also Refer to Directions for Use)
Asparagus crowns	Crown rot	1 lb per 100 gal	Place loosely packed crowns into a burlap bag and soak, with gentle agitation, in the fungicide solution for 5 minutes. Remove bag, drain well, and plant crowns as soon as possible. A tank large enough to hold a single burlap bag will treat 2 bags of crowns. Clean dipping suspension should then be prepared in a clean tank. Dirty crowns should be pre-washed to remove excess soil.
Caprifig	Assorted molds Endosepsis (Fusarium)	1 lb per 25 gal	Prepare mamme figs by making a shallow cut through the eye and then hand dividing to avoid wasp injury. Submerge mamme figs in the fungicide suspension for a minimum of 15 minutes. The fungicide suspension should be stirred frequently to prevent settling out. Fresh dipping solution should be used after treating 4 or 5 batches of figs. After treatment, figs should be drained prior to placement in trees.
Christmas Trees (Conifer)	Lophodermium needle cast Pine gall rust Scirrhia brown spot	2.13 to 4.27 lb per acre	Begin application in spring or early summer before infection occurs. Repeat after heavy rains and at two-week intervals as long as needed.
Douglas Fir	Swiss needle cast		
Pineapple	Phytophthora heart rot	3.2 lb per 10 gal	Dip planting material in fungicide solution prior to planting. Stir solution frequently to prevent settling out. A new solution should be prepared when at least two-thirds of the volume has been used or sooner if soil from plant material has noticeably discolored the solution. Depending on the cleanliness and size of planting stock, up to 100 gallons of fungicide solution should be used to treat the propagative materials used to plant one acre.

Turf

Commercial Sod Farms (For Agricultural Use Only) Not for Use by Homeowners.

Start application when grass greens-up in spring or when disease first appears and repeat at 7 to 14 day intervals or until disease threat is past. When conditions are especially favorable for disease development, apply maximum fungicide use rate on a 7-day spray schedule. Apply in sufficient water to provide adequate coverage.

Turf Tolerance

Treated turfgrass should be maintained in a vigorous growing condition. Turfgrass under stress will not respond to fungicide treatments as well as well-maintained turfgrass. Turfgrass tolerance to this product has been found to be acceptable, however, this product and tank mixtures with other products have not been tested on all varieties of every turfgrass species or under all possible growing conditions. If user is unfamiliar with the performance of Dithane DF or tank mixtures, under user growing conditions, a limited

2/1/24

area of turfgrass should be treated prior to initiating large-scale applications. The user should always exercise reasonable judgment and caution when using this product.

Crop	Diseases Controlled	Dithane DF Rate per Application (oz/1000 sq ft)	Remarks (Also Refer to Directions for Use)	Restrictions
Assorted grasses	Helminthosporium melting-out Rust(leaf, stem, stripe)	4		Do not graze treated areas.
	Copper spot Fusarium blight Red thread Slime mold	4 to 8		
	Algae	6		Do not use on grasses intended for grazing, such as range or pasture grasses.
	Dollar spot	6 to 8		
	Rhizoctonia brown patch	4	Apply on a 7-day spray schedule.	Do not feed clippings to livestock.
	Pythium blight	8	Apply at 5-day intervals, or more frequently, if conditions are especially favorable for disease development	
	Fusarium snow mold	6 to 8	Apply at 2 to 6 week intervals during winter.	Do not use on grasses grown for seed.
	Gray leaf spot	8	Apply on a 14-day spray schedule when conditions are favorable for disease development.	

ATTENTION: This product contains mancozeb and ETU, chemicals known to the State of California to cause cancer. ETU is also known to the State of California to cause birth defects or other reproductive harm.

Terms and Conditions of Use

If terms of the following Warranty Disclaimer, Inherent Risks of Use, and Limitation of Remedies are not acceptable, return unopened package at once to the seller for a full refund of purchase price paid. Otherwise, use by the buyer or any other user constitutes acceptance of the terms under Warranty Disclaimer, Inherent Risks of Use and Limitations of Remedies.

Warranty Disclaimer

Dow AgroSciences warrants that this product conforms to the chemical description on the label and is reasonably fit for the purposes stated on the label when used in strict accordance with the directions, subject to the inherent risks set forth below. Dow AgroSciences MAKES NO OTHER EXPRESS OR IMPLIED WARRANTY OF MERCHANTABILITY OR FITNESS FOR A PARTICULAR PURPOSE OR ANY OTHER EXPRESS OR IMPLIED WARRANTY.

Inherent Risks of Use

It is impossible to eliminate all risks associated with use of this product. Plant injury, lack of performance, or other unintended consequences may result because of such factors as use of the product contrary to label instructions (including conditions noted on the label, such as unfavorable temperature, soil conditions, etc.), abnormal conditions (such as excessive rainfall, drought, tornadoes, hurricanes),

presence of other materials, the manner of application, or other factors, all of which are beyond the control of Dow AgroSciences or the seller. All such risks shall be assumed by buyer.

Limitation of Remedies

The exclusive remedy for losses or damages resulting from this product (including claims based on contract, negligence, strict liability, or other legal theories), shall be limited to, at Dow AgroSciences' election, one of the following:

1. Refund of purchase price paid by buyer or user for product bought, or
2. Replacement of amount of product used

Dow AgroSciences shall not be liable for losses or damages resulting from handling or use of this product unless Dow AgroSciences is promptly notified of such loss or damage in writing. In no case shall Dow AgroSciences be liable for consequential or incidental damages or losses.

The terms of the Warranty Disclaimer and Inherent Risks of Use above and this Limitation of Remedies cannot be varied by any written or verbal statements or agreements. No employee or sales agent of Dow AgroSciences or the seller is authorized to vary or exceed the terms of the Warranty Disclaimer or this Limitation of Remedies in any manner.

*Trademark of Dow AgroSciences LLC
EPA-accepted date: 08-22-2000

308/2E
August 20, 2003



Document Processing Desk (NOTIF)
Office of Pesticide Programs (7504C)
U. S. Environmental Protection Agency
Room 266A, Crystal Mall 2
1921 Jefferson Davis Highway
Arlington, VA 22202

Attention: Mary Waller/PM-21 (7505C)

DITHANE DF RAINSHIELD (A.I.: MANCOZEB)
EPA REGISTRATION NUMBER: 62719-402
NOTIFICATION OF MAIN LABELING PER PR NOTICE 98-10

Enclosed please find labeling of notification action for Dithane* DF Rainshield* fungicide (62719-402), based on EPA-accepted copy dated August 22, 2000, with conditions of acceptance and Notification coded "J8A / Dithane DF Rainshield / Notification / 04-13-02."

Proposed Changes by Notification (08-06-03):

1. At the request of the California Department of Pesticide Regulation, the footnote statement "Not approved for use on this pest species in CA" has been added to the following label claims: Microdochium blight in melons, cucumbers, squash, and watermelons (Vegetable section).
2. Vegetables Section [Corn (Sweet corn for fresh use or processing; popcorn; and sweet corn for seed production, including hybrid seed)]: Added the restriction "In California, do not feed treated forage to livestock."
3. Field Crops Section (Sugar Beets): Added the restriction "In California, do not feed treated tops to livestock."
4. Footnote designator in Pome Fruits table changed from asterisk (*) to a dagger (†).

This notification is consistent with the provisions of PR Notice 98-10 and EPA regulations at 40 CFR 152.46, and no other changes have been made to the labeling or the confidential statement of formula of this product. I understand that it is a violation of 18 U.S.C. Sec. 1001 to willfully make any false statement to EPA. I further understand that if this notification is not consistent with the terms of PR Notice 98-10 and 40 CFR 152.46, this product may be in violation of FIFRA and I may be subject to enforcement action and penalties under sections 12 and 14 of FIFRA.

24/24

Mary Waller/PM-21 (7505)
DITHANE DF RAINSHIELD (A.I.: MANCOZEB)
EPA REGISTRATION NUMBER: 62719-402
NOTIFICATION OF MAIN LABELING PER PR NOTICE 98-10
August 20, 2003
Page 2

Contents of Submission

- Transmittal document (this letter)
- Application for Pesticide, EPA Form 8570-1 (EPA Registration No. 62719-402)
- Label entitled Dithane DF Rainshield (J8A/Dithane DF Rainshield /Notification With Edits /08-08-03) (20 Pages plus Registration Notes) (5 Copies)

If you require further information, please contact Richard Bjerregaard, Ph.D., Regulatory Specialist at (317) 337-4674, e-mail rsbjerregaard@dow.com or Kim Williamson, Registration Assistant for this product, at (317) 337-4657, e-mail kmwilliamson@dow.com

Sincerely,



Steve A. McMaster
Global Regulatory Manager
Regulatory Success – Americas
(317) 337-4670
337-4649 (FAX)

SAM/kmw

Enclosures

