

62719-387

8-21-2003

11/27



United States
Environmental Protection Agency
Washington, DC 20460

Registration
 Amendment
 Other

OPP Identifier Number

Application for Pesticide - Section I

1. Company/Product Number Dow AgroSciences/62719-387	2. EPA Product Manager Mary Waller (7505C)	3. Proposed Classification <input checked="" type="checkbox"/> None <input type="checkbox"/> Restricted
4. Company/Product (Name) Dow AgroSciences/ Dithane* M45	PM# 21	
5. Name and Address of Applicant (Include ZIP Code) Dow AgroSciences LLC 9330 Zionsville Road Indianapolis, IN 46268 <input type="checkbox"/> Check if this is a new address	6. Expedited Review. In accordance with FIFRA Section 3(c)(3) (b)(i), my product is similar or identical in Composition and labeling to: EPA Reg. No. Product Name	

Section - II

<input type="checkbox"/> Amendment - Explain below.	<input type="checkbox"/> Final printed labels in response to Agency letter dated _____	NOTIFICATION AUG 21 2003
<input type="checkbox"/> Resubmission in response to Agency letter dated _____	<input type="checkbox"/> "Me Too" Application.	
<input checked="" type="checkbox"/> Notification - Explain below.	<input type="checkbox"/> Other- Explain below.	

Explanation: Use additional page(s) if necessary. (For Section I and Section II.)

Labeling notification action for Dithane* M45 fungicide (62719-387), based on EPA-accepted copy dated August 22, 2000 with conditions of acceptance and Notification dated August 9, 2001. Proposed Changes by Notification (08-08-03): 1. At the request of the California Department of Pesticide Regulation, the footnote statement "Not approved for use on this pest species in CA" has been added to the following label claims: Microdochium blight in melons, cucumbers, squash, and watermelons (Vegetable section); 2. Vegetables Section [Corn (Sweet corn for fresh use or processing; popcorn; and sweet corn for seed production, including hybrid seed)]: Added the restriction "In California, do not feed treated forage to livestock." 3. Field Crops Section (Sugar Beets): Added the restriction "In California, do not feed treated tops to livestock." 4. Footnote designator in Pome Fruits table changed from asterisk (*) to a dagger (†).

Section - III

1. Material This Product Will Be Packaged In:				2. Type of Container	
Child-Resistant Packaging <input type="checkbox"/> Yes* <input type="checkbox"/> No	Unit Packaging <input type="checkbox"/> Yes <input type="checkbox"/> No	Water Soluble Packaging <input type="checkbox"/> Yes <input type="checkbox"/> No	If "Yes" Unit Packaging wgt. No. per container		<input type="checkbox"/> Metal <input type="checkbox"/> Plastic <input type="checkbox"/> Glass <input type="checkbox"/> Paper <input type="checkbox"/> Other (Specify) _____
*Certification must be submitted		If "Yes" Package wgt. No. per container			
3. Location of Net Contents Information <input type="checkbox"/> Label <input type="checkbox"/> Container		4. Size(s) Retail Container		5. Location of Label Directions <input type="checkbox"/> On Label <input type="checkbox"/> On Labeling accompanying product	
6. Manner in Which Label is Affixed to Product <input type="checkbox"/> Lithograph <input type="checkbox"/> Paper glued <input type="checkbox"/> Stenciled			<input type="checkbox"/> Other _____		

Section - IV

1. Contact Point /Complete items directly below for identification of individual to be contacted, if necessary, to process this application)		
Name Steve A. McMaster	Title Regulatory Manager	Telephone No. (Include Area Code) (317) 337-4670
Certification I certify that the statements I have made on this form and all attachments thereto are true, accurate and complete. I acknowledge that any knowing false or misleading statement may be punishable by fine or imprisonment or both under applicable law.		8. Date Application Received (Stamped)
2. Signature 	3. Title Regulatory Manager	
4. Typed Name Steve A. McMaster	5. Date August 12, 2003	

*Trademark of Dow AgroSciences LLC

Dithane* M45

EPA Reg. No. 62719-387

Editor's Note: Text designated in magenta color does not appear in commercial label (ornamentals section, the pest, powdery mildew in turf, and the ornamentals line in the Table of Contents).

Registration Notes:


Source label text based on Rohm and Haas EPA-accepted copy dated August 22, 2000 with conditions of acceptance and Notification dated August 9, 2001.

Proposed Changes by Notification (08-08-03):

1. At the request of the California Department of Pesticide Regulation, the footnote statement "Not approved for use on this pest species in CA" has been added to the following label claims: Microdochium blight in melons, cucumbers, squash, and watermelons (Vegetable section).
2. Vegetables Section [Corn (Sweet corn for fresh use or processing; popcorn; and sweet corn for seed production, including hybrid seed)]: Added the restriction " In California, do not feed treated forage to livestock."
3. Field Crops Section (Sugar Beets): Added the restriction " In California, do not feed treated tops to livestock."
4. Footnote designator in Pome Fruits table changed from asterisk (*) to a dagger (†).

[Editor's note: Added text is underlined.]

*Trademark of Dow AgroSciences LLC



3/27

Base Label:

(Logo) **Dow AgroSciences**

Dithane* M45

Active Ingredients

mancozeb: A coordination product of zinc ion and manganese ethylene bisdithiocarbamate..... 80%

In which the ingredients are:

Manganese⁺⁺..... 16%

Zinc⁺⁺..... 2%

Ethylene bisdithiocarbamate ion (C₄H₆N₂S₄)^{- -} 62%

Inert Ingredients 20%

Total 100%

NOTIFICATION
AUG 21 2003

Keep Out of Reach of Children

CAUTION

Precautionary Statements

Hazards to Humans and Domestic Animals

Harmful If Absorbed Through The Skin • May Cause Irritation Of Nose, Throat, Eyes And Skin

Do not breathe dust or spray mist.

Personal Protective Equipment (PPE):

Some materials that are chemical-resistant to this product are listed below. If you want more options, follow the instructions for category **A** on an EPA chemical-resistance category selection chart.

Applicators and other handlers (other than mixers and loaders) must wear:

- Coveralls over long-sleeved shirt and long pants
- Chemical-resistant gloves made of any waterproof material
- Shoes plus socks

Mixers and Loaders must wear:

- Coveralls over long-sleeved shirt and long pants
- Chemical-resistant gloves made of any waterproof material
- Shoes plus socks
- Protective eyewear
- Chemical-resistant apron when cleaning equipment, mixing or loading

Discard clothing and other absorbent materials that have been drenched or heavily contaminated with this product's concentrate. Do not reuse them. Follow manufacturer's instructions for cleaning/ maintaining PPE. If no such instructions for washables, use detergent and hot water. Keep and wash PPE separately from other laundry.

During aerial application, human flaggers must be in enclosed cabs. When handlers use enclosed cabs or aircraft in a manner that meet the requirements listed in the Worker Protection Standard (WPS) for agricultural pesticides [40 CFR 170.240(d) (4-6)], the handler PPE requirements may be reduced or modified as specified in the WPS.



4/27

User Safety Recommendations

Users should:

- Wash hands before eating, drinking, chewing gum, using tobacco or using the toilet.
- Remove PPE immediately after handling this product.
- Wash the outside of gloves before removing. As soon as possible, wash thoroughly and change into clean clothing.

First Aid

If inhaled: Move person to fresh air. If person is not breathing, call 911 or an ambulance, then give artificial respiration, preferably mouth-to-mouth if possible. Call a poison control center or doctor for further treatment advice.

If in eyes: Hold eye open and rinse slowly and gently with water for 15-20 minutes. Remove contact lenses, if present, after the first 5 minutes, then continue rinsing eye. Call a poison control center or doctor for treatment advice.

If on skin or clothing: Take off contaminated clothing. Rinse skin immediately with plenty of water for 15-20 minutes. Call a poison control center or doctor for treatment advice.

If swallowed: Call a poison control center or doctor immediately for treatment advice. Have person sip a glass of water if able to swallow. Do not induce vomiting unless told to do so by a poison control center or doctor. Do not give anything by mouth to an unconscious person.

Hot Line Number: Have the product container or label with you when calling a poison control center or doctor, or going for treatment. You may also contact 1-800-992-5994 day or night, for emergency treatment information.

Environmental Hazards

This pesticide is toxic to fish. Drift and runoff from treated areas may be hazardous to aquatic organisms in neighboring areas. For terrestrial uses, do not apply directly to water, to areas where surface water is present, or to intertidal areas below the mean high water mark except as specified for the labeled use on cranberries. Do not contaminate water when disposing of equipment washwaters or disposing of wastes. For Seed Treatment Products- cover or incorporate spilled treated seed.

Agricultural Use Requirements

Use this product only in accordance with its labeling and with the Worker Protection Standard, 40 CFR part 170. Refer to the label booklet under "Agricultural Use Requirements" in the Directions for Use section for information about this standard.

Refer to label booklet for Directions for Use including Storage and Disposal.

Notice: Read the entire label. Use only according to label directions. **Before using this product, read Warranty Disclaimer, Inherent Risks of Use, and Limitation of Remedies at end of label booklet. If terms are unacceptable, return at once unopened.**

In case of emergency endangering health or the environment involving this product, call 1-800-992-5994. If you wish to obtain additional product information, visit our web site at www.dowagro.com.

Agricultural Chemical: Do not ship or store with food, feeds, drugs or clothing.

EPA Reg. No. 62719-387

EPA Est. _____

*Trademark of Dow AgroSciences LLC


Dow AgroSciences LLC • Indianapolis, IN 46268 U.S.A.

Made in France/Brazil

Fungicide

Net Weight lb


5/27



6/27

(Page 1 through end):

Table of Contents	Page
Precautionary Statements	-
Hazards to Humans and Domestic Animals	-
Personal Protective Equipment (PPE)	-
User Safety Recommendations	-
First Aid	-
Environmental Hazards	-
Directions for Use	-
Agricultural Use Requirements	-
Storage and Disposal	-
General Information	-
Mixing	-
Application	-
Chemigation	-
Crop Uses	-
Pomefruits	-
Fruits	-
Vegetables	-
Field Crops	-
Seed Treatment	-
Miscellaneous	-
Turf	-
Ornamentals	-
Terms and Conditions of Use	-
Warranty Disclaimer	-
Inherent Risks of Use	-
Limitation of Remedies	-



7/27

Precautionary Statements

Hazards to Humans and Domestic Animals**CAUTION****Harmful If Absorbed Through The Skin • May Cause Irritation Of Nose, Throat, Eyes And Skin****Do not breathe dust or spray mist.****Personal Protective Equipment (PPE):**

Some materials that are chemical-resistant to this product are listed below. If you want more options, follow the instructions for category A on an EPA chemical-resistance category selection chart.

Applicators and other handlers (other than mixers and loaders) must wear:

- Coveralls over long-sleeved shirt and long pants
- Chemical-resistant gloves made of any waterproof material
- Shoes plus socks

Mixers and Loaders must wear:

- Coveralls over long-sleeved shirt and long pants
- Chemical-resistant gloves made of any waterproof material
- Shoes plus socks
- Protective eyewear
- Chemical-resistant apron when cleaning equipment, mixing or loading

Discard clothing and other absorbent materials that have been drenched or heavily contaminated with this product's concentrate. Do not reuse them. Follow manufacturer's instructions for cleaning/ maintaining PPE. If no such instructions for washables, use detergent and hot water. Keep and wash PPE separately from other laundry.

During aerial application, human flaggers must be in enclosed cabs. When handlers use enclosed cabs or aircraft in a manner that meet the requirements listed in the Worker Protection Standard (WPS) for agricultural pesticides [40 CFR 170.240(d) (4-6)], the handler PPE requirements may be reduced or modified as specified in the WPS.

User Safety Recommendations**Users should:**

- Wash hands before eating, drinking, chewing gum, using tobacco or using the toilet.
- Remove PPE immediately after handling this product.
- Wash the outside of gloves before removing. As soon as possible, wash thoroughly and change into clean clothing.

First Aid

If inhaled: Move person to fresh air. If person is not breathing, call 911 or an ambulance, then give artificial respiration, preferably mouth-to-mouth if possible. Call a poison control center or doctor for further treatment advice.

If in eyes: Hold eye open and rinse slowly and gently with water for 15-20 minutes. Remove contact lenses, if present, after the first 5 minutes, then continue rinsing eye. Call a poison control center or doctor for treatment advice.

If on skin or clothing: Take off contaminated clothing. Rinse skin immediately with plenty of water for 15-20 minutes. Call a poison control center or doctor for treatment advice.

If swallowed: Call a poison control center or doctor immediately for treatment advice. Have person sip a glass of water if able to swallow. Do not induce vomiting unless told to do so by a poison control center or doctor. Do not give anything by mouth to an unconscious person.

8/27

Hot Line Number: Have the product container or label with you when calling a poison control center or doctor, or going for treatment. You may also contact 1-800-992-5994 day or night, for emergency treatment information.

Environmental Hazards

This pesticide is toxic to fish. Drift and runoff from treated areas may be hazardous to aquatic organisms in neighboring areas. For terrestrial uses, do not apply directly to water, to areas where surface water is present, or to intertidal areas below the mean high water mark except as specified for the labeled use on cranberries. Do not contaminate water when disposing of equipment washwaters or disposing of wastes. For Seed Treatment Products- cover or incorporate spilled treated seed.

Directions for use

It is a violation of Federal law to use this product in a manner inconsistent with its labeling. Read all Directions for Use carefully before applying.

Do not apply this product in a way that will contact workers or other persons, either directly or through drift. Only protected handlers may be in the area during application. For any requirements specific to your state or tribe, consult the agency responsible for pesticide regulation.

Agricultural Use Requirements

Use this product only in accordance with its labeling and with the Worker Protection Standard, 40 CFR part 170. This Standard contains requirements for the protection of agricultural workers on farms, forests, nurseries, and greenhouses, and handlers of agricultural pesticides. It contains requirements for training, decontamination, notification, and emergency assistance. It also contains specific instructions and exceptions pertaining to the statements on this label about personal protective equipment (PPE) and restricted-entry interval. The requirements in this box only apply to uses of this product that are covered by the Worker Protection Standard.

Do not enter or allow worker entry into treated areas during the restricted entry interval (REI) of 24 hours. PPE required for early entry to treated areas that is permitted under the Worker Protection Standard and that involves contact with anything that has been treated, such as plants, soil or water, is:

- Coveralls over long-sleeved shirt and long pants
- Chemical-resistant gloves made of any waterproof material
- Shoes plus socks

Non-Agricultural Use Requirements

The requirements in this box apply to uses of this product that are not within the scope of the Worker Protection Standard for agricultural pesticides (40 CFR Part 170). The WPS applies when this product is used to produce agricultural plants on farms, forests, nurseries or greenhouses.

Seed treatments and professional applications to lawn grasses, golf courses, industrial (office park), municipal and residential lawns are not within the scope of the Worker Protection Standard

- Keep unprotected persons out of treated area until sprays have dried.

9/27

Storage and Disposal

Storage: Keep away from fire and sparks. Store in a cool, dry, well-ventilated area. Do not allow to become wet or overheated in storage: decomposition, impaired activity, or fire may result. Keep container closed when not in use.

Pallets of containers should not be stacked more than three high. Provide access aisle for each two rows. Decomposition produces a foul odor; if observed, check for hot containers and immediately remove to open areas for disposal.

Pesticide Disposal: Wastes resulting from the use of this product may be disposed of on-site or at an approved waste disposal facility.

Container Disposal: Completely empty bag into application equipment. Then dispose of in a sanitary landfill or by incineration, or, if allowed by state and local authorities, by burning. If burned, stay out of smoke.

Steps to be Taken in Case Material is Released or Spilled: Sweep or shovel into containers for disposal or reworking. Keep dusting to a minimum. Flush contaminated area with a large amount of water to a chemical or sanitary sewer containing a settling pit. Refer to Precautionary Statements.

General Use Information

Dithane* M45 fungicide is a broad-spectrum protectant fungicide recommended for outdoor or greenhouse grown crops. Optimum disease control is achieved when the fungicide is applied in a regularly scheduled preventative spray program. The addition of an agricultural surfactant will improve fungicide performance by providing a more uniform spray deposit, increased foliar redistribution, and improved fungicide retention during periods of wet weather.

Use Rate Determination

Carefully read, understand, and follow label use rates and restrictions.

Under low disease conditions, minimum label rates per application can be used while maximum label rates and the minimum interval may be used for severe or threatening disease conditions.

For proper application, determine the number of acres to be treated, the recommended label use rate and the gallonage to be applied per acre. Prepare only the amount of spray solution required to treat the measured acreage. Careful calibration of spray equipment is recommended prior to use.

When applied by hand sprayers, 1 pound Dithane M45 per 100 gallons per acre is equivalent to 1 level tablespoon per gallon spray solution.

Mixing

Slowly place into spray tank as it is being filled or thoroughly premix in a nurse tank for concentrate or aircraft sprayers. Add other co-applied fungicides, insecticides, growth regulators, micronutrients, and spray adjuvants after Dithane M45 has been placed into suspension.

When preparing spray solutions for use in a hand sprayer, premix as a slurry in a small container, and then add to sprayer containing 1/3 to 1/2 the desired final water volume.

Compatibility

Dithane M45 is compatible with most commonly used agricultural fungicides, insecticides and growth regulators. When preparing tank mixes, user should consult spray compatibility charts or State Cooperative Extension Service Specialists prior to actual use.

Spray Adjuvants

10/27

The addition of agricultural surfactants to Dithane M45 sprays will improve initial spray deposits, fungicide redistribution and weatherability. The following spray adjuvants have been especially formulated to optimize the performance of foliar-applied agricultural chemicals:

Latron B-1956*: A water-dispersible, resin-based nonionic surfactant that resists re-wetting and removal by rain. Effective with dilute sprays applied by ground equipment.

Latron CS-7*: A spreader-binder designed specifically for use in concentrate and low volume sprays applied by aircraft or ground equipment.

Place Dithane M45 into suspension prior to adding an adjuvant to the spray mixture. Read and carefully observe the precautionary statements and all other information appearing on both product labels prior to spray preparation.

Application

Ground: Thorough coverage foliar sprays generally result in optimum disease control. To achieve good coverage use proper spray pressure, gallonage per acre, nozzles (generally hollow cone), disc (generally D-5 to D-7), nozzle spacing, and tractor speed. Consult spray nozzle and accessory catalogues for specific information on proper equipment calibration.

Hand Sprayers: Thoroughly spray plant foliage until runoff.

Aerial

A uniform initial spray deposit over the crop canopy generally results in optimum disease control. Each aircraft should be prechecked for droplet size, uniformity of spray pattern, swath width, and spray volume. During aerial application, human flaggers are prohibited unless in totally enclosed vehicles.

Nozzle selection: Hollow cone brass nozzles with a D-series orifice disc and core (whirlplate) are recommended. Nozzles should point straight down or slightly backward.

Swath width: For most field and vegetable crops, swaths just beyond the wingspan of 36 to 40 feet for light aircraft and up to 45 feet for heavier aircraft are suggested. Optimum swath for helicopters is usually 5 to 10 feet beyond normal boom length.

Spray volume: Aerial applications are to be made in a minimum of two (2) gallons of water per acre. On vegetable and field, crops 2 to 3 gallons of spray per acre are generally optimum; orchards and vineyards can be handled with spray volumes of 5 gallons per acre. Some tall or dense foliage crops, requiring greater penetration to the lower leaf surface will require higher spray volumes. **Do not use less than 5 gallons per acre in California.**

Altitude: For most crops, the spray boom should be positioned in 5 to 10 feet above the crop canopy.

Flagging: Swaths should be marked at the end of the field with permanent flags or by a flagman in a totally enclosed vehicle. Swaths should be measured accurately with a chain or other device except when rows can be accurately counted.

Chemigation Use Directions

Sprinkler Irrigation

Dithane M45 must be applied on a regular protectant fungicide schedule, **not an irrigation schedule**. If irrigation cycles are less frequent than recommended Dithane M45 application intervals, ground or aerial applications must supplement chemigation applications to achieve adequate disease control.

Apply Dithane M45 only through sprinkler irrigation systems including center-pivot, lateral move, end tow, side (wheel) roll, traveler, solid set, or hand move irrigation systems. Do not apply product through any other type of irrigation system.

- Lack of fungicide effectiveness or illegal pesticide residues in the crop can result from nonuniform distribution of treated water.

11/27

- If you have questions about calibration, you should contact State Extension Service specialist, equipment manufacturers or other experts.
- Do not connect an irrigation system (including greenhouse systems) used for pesticide application to a public water system unless the pesticide label-prescribed safety devices for public water system are in place.
- A person knowledgeable of the chemigation system and responsible for its operation, or under the supervision of the responsible person, shall shut the system down and make necessary adjustments should the need arise.

Before applying Dithane M45 through sprinkler irrigation equipment, the chemigation system must meet the following specifications:

- Public water system means a system for the provision to the public of piped water for human consumption if such system has at least 15 service connections or regularly serves an average of at least 25 individuals daily at least 60 days out of the year.
- Chemigation systems connected to public water systems must contain a functional reduced-pressure zone (RPZ), backflow preventer or the functional equivalent in the water supply line upstream from the point of pesticide introduction. As an option to the RPZ, the water from the public water system should be discharged into a reservoir tank prior to pesticide introduction. There shall be a complete physical break (air gap) between the outlet end of the fill pipe and the top or overflow rim of the reservoir tank of at least twice the inside diameter of the fill pipe.
- Systems not connected to a public water supply must contain a functional check valve, vacuum relief valve, and low-pressure drain appropriately located in the irrigation pipeline to prevent water source contamination from back flow.
- The pesticide injection pipeline must contain a functional, automatic, quick-closing check valve to prevent the flow of fluid back toward the injection pump.
- The pesticide injection pipeline must also contain a functional, normally closed solenoid-operated valve located on the intake side of the injection pump and connected to the system interlock to prevent fluid from being withdrawn from the supply tank when the irrigation system is either automatically or manually shut down.
- The system must contain functional interlocking controls to automatically shut off the pesticide injection pump when the water pump motor stops, or in cases where there is no water pump, when the water pressure decreases to the point where pesticide distribution is adversely affected.
- The irrigation line or water pump must include a functional pressure switch that will stop the water pump motor when the water pressure decreases to the point where pesticide distribution is adversely affected.
- Systems must use a metering pump, such as a positive displacement injection pump (e.g. diaphragm pump) effectively designed and constructed of materials that are compatible with pesticides and capable of being fitted with a system interlock.
- Do not apply when wind speed favors drift beyond the area intended for treatment.

Center-pivot, Lateral Move, End Tow, and Traveler Irrigation Equipment:(use only with electric or oil hydraulic drive systems which provide a uniform water distribution)

- Determine size of area to be treated.
- Determine the time required to apply no more than 1/4 inch water (6,750 gallons water per acre) over the area to be treated when the system and injection equipment are operated at normal pressures recommended by the equipment manufacturer. Run system at 80 to 95% of manufacturer's rated capacity.
- Using only water, determine the injection pump output when operated at normal line pressure.
- Determine the amount of Dithane M45 required for the treatment area.
- Add the required amount of Dithane M45 and sufficient water to meet the injection time requirements of the solution tank.
- Maintain constant solution tank agitation during the injection period.
- Stop injection equipment after treatment is completed. Continue to operate the system until the mixture of Dithane M45 has cleared the sprinkler head.

12/27

Solid-set, Side (wheel) Roll, and Hand Move Irrigation Equipment:

- Determine acreage covered by sprinkler.
- Fill injector solution tank with water and adjust flow rate to use contents over a 10 to 30 minute interval.
- Determine the amount of Dithane M45 required for treatment area.
- Add the required amount of Dithane M45 into the same quantity of water used to calibrate the injection equipment.
- Maintain constant solution tank agitation during the injection period.
- Operate system at normal pressures recommended by the manufacturer of the injection equipment and used for the time interval established during calibration.
- Inject Dithane M45 at the end of the irrigation cycle or as a separate application to maximize foliar fungicide retention.
- Stop injection equipment after treatment is completed. Continue to operate the system until Dithane M45 solution has cleared the last sprinkler head.

Disease Monitoring

Dithane M45 is a broad-spectrum, protectant fungicide. If not applied on a routine protectant spray schedule, crops should be scouted on a weekly basis. Fungicide application should be made, at the recommended label use rate and spray schedule, at the first sign of disease, report of disease in the area, or during environmental conditions favorable for disease development.

Restrictions

Users should carefully read, understand, and follow all use restrictions prior to using Dithane M45.

Foliar Applications

Where EBDC Products Used Allow the Same Maximum Poundage of Active Ingredient Per Acre Per Season: If more than one product containing an EBDC active ingredient (maneb, mancozeb, or metiram) is used on a crop during the same growing season and the EBDC products used allow the same maximum poundage of active ingredient per acre per season, then the total poundage of all such EBDC products used must not exceed any one of the specified individual EBDC product maximum seasonal poundage of active ingredient allowed per acre.

Where EBDC Products Used Allow Different Maximum Poundage of Active Ingredient Per Acre Per Season: If more than one product containing an EBDC active ingredient is used on a crop during the same growing season and the EBDC products used allow different maximum poundage of active ingredient per acre per season, then the total poundage of all such EBDC products used must not exceed the lowest specified individual EBDC product maximum seasonal poundage of active ingredient allowed per acre.

Seed Treatment

In addition to the maximum number of foliar applications permitted by the formula stated above, a single application for seed treatment may be made on crops which have registered seed treatment uses.

13/27

Pomefruits

Not intended for use on fruit trees by homeowners.

Use either the "Pre-Bloom/Bloom Use" or "Extended Application" schedule.

DO NOT COMBINE OR INTEGRATE THE TWO TREATMENT SCHEDULES.

It is recommended that this product be used in an Integrated Pest Management Program (IPM).

Crop	Diseases Controlled	Dithane M45 Rate per Application (lb/acre)	Remarks (Also Refer to Directions for Use)	Restrictions
Apples Crabapples Pears Quince	Fabrea leaf spot Rusts Scab	6.0 ¹	Pre-Bloom/Bloom Use: Begin applications at 1/4 to 1/2 inch green tip and continue on a 7- to 10-day schedule through bloom.	Do not apply more than 6 lb (4.8 lb active ingredient) per acre per application. Do not apply after bloom. Do not apply more than 24 lb (19.2 lb active ingredient) per acre per year. Do not graze livestock in treated areas.
	Fire blight	3.0*	Extended Application Schedule for Use in Tank Mixtures with systemic fungicides: For implementation of IPM programs, applications based on tree-row volume, or for use as a resistance management tool, begin applications at 1/4 to 1/2 inch green tip and continue applications on a 7- to 10-day schedule through the second cover spray or to within 77 days of harvest. The addition of Dithane M45 to copper fungicides will suppress the disease incidence in orchards where fire blight (<i>Erwinia amylovora</i>) has become resistant to streptomycin. Use the full label rate of copper and follow the application instructions on the copper fungicide label.	Do not apply more than 3 lb (2.4 lb active ingredient) per acre per application. Do not apply within 77 days of harvest. Do not apply more than 21 lb (16.8 lb active ingredient) per acre per year. Do not graze livestock in treated areas.

¹ Maximum per acre use rate based on thorough coverage dilute sprays.

1427

Fruits

Crop	Diseases Controlled	Dithane M45 Rate per Application (lb/acre)	Remarks (Also Refer to Directions for Use)	Restrictions
Bananas	Sigatoka	2 to 3	Apply when leaves first appear and repeat every 14- to 21- days or as required. Use sufficient water to provide adequate coverage. The addition of a Latron surfactant to spray solutions will improve performance.	Do not apply more than 30 lb (24 lb active ingredient per acre per growing cycle. Applications can be made up to the day of harvest.
Cranberries	Fruit rot	3 to 6	Start applications at early-bloom and repeat at 7- to 10-day intervals as required.	Do not apply within 30 days of harvest. Do not apply more than 18 lb (14.4 lb active ingredient) per acre per season.
Grapes	Black rot Bunch rot Phomopsis Downy mildew	1.5 to 2.5 West of the Rocky Mountains 1.5 to 4 East of the Rocky Mountains	Apply in sufficient water to provide thorough coverage starting when new shoots are 1/2 to 1 1/2 inches long. Repeat when shoots are 3- to 5- inches long, when shoots are 8- to 10-inches long, and then at 7- to 10-day intervals until fruit is set. For late season control of black rot, phomopsis and downy mildew, the use of other approved and recommended fungicides is suggested.	In California, do not apply after bloom. In other areas, do not apply within 66 days of harvest. West of the Rocky Mountains, do not apply more than 7.5 lb (6 lb active ingredient) per acre per season. East of the Rocky Mountains, do not apply more than 24 lb (19.2 lb active ingredient) per acre per season.
Papayas	Anthracnose Phytophthora fruit rot	2 to 2 1/2	Use 20 to 100 gallons water per acre. Start applications at flowering and continue at 14- to 21-day intervals. Direct spray to crown and blossom area. Use 6 to 8 ounces Latron B-1956 spreader-sticker per acre.	Do not apply more than 35 lb (28 lb active ingredient) per growing cycle. Applications may be made up to the day of harvest.
Plantain	Refer to Bananas			

15/27

Vegetables

Crop	Diseases Controlled	Dithane M45 Rate per Application (lb/acre)	Remarks (Also Refer to Directions for Use)	Restrictions
Asparagus	Cercospora leaf spot Rust	2	Start applications when rust first appears and repeat at 10-day intervals. Four applications are usually sufficient.	Apply only on asparagus ferns after spears have been harvested. Do not apply more than 8 lb (6.4 lb active ingredient) per acre per season. Do not apply within 120 days of harvest in California and Arizona, or within 180 days in all other states.
Corn (Sweet corn for fresh use or processing; popcorn; and sweet corn for seed production, including hybrid seed)	Common rust Helminthosporium leaf blight	1.5	Use sufficient water for thorough coverage. Start applications when disease first appears and repeat at 4- to 7-day intervals. The addition of a Latron surfactant to spray solutions will improve performance	Do not apply within 7 days of harvest. East of the Mississippi River, Arkansas and Louisiana, do not apply more than 22.5 lb (18 lb active ingredient) per acre per crop. West of the Mississippi River, (except Arkansas and Louisiana), do not apply more than 7.5 lb (6 lb active ingredient) per acre per crop. <u>In California, do not feed treated forage to livestock.</u>
Cucumbers	Anthrachnose Cercospora leaf spot Downy mildew Gummy stem blight Microdochium blight † Scab	2 to 3	Start applications when plants are in the two-leaf stage and repeat at 7- to 10-day intervals. Use sufficient water and direct spray to provide thorough coverage of both upper and lower leaf surfaces.	Do not apply within 5 days of harvest. Do not apply more than 24 lb (19.2 lb active ingredient) per acre per crop.
Fennel	Leaf blight Leaf spot	2	Start applications when disease first appears and repeat applications every 7- to 10-days.	Do not apply more than 16 lb (12.8 lb active ingredient) per season. Do not apply within 14 days of harvest.
Gourds, edible	Refer to Summer Squash			

14/27

<p>Melons Cantaloupes Casaba Crenshaw Honeydew Muskmelons</p>	<p>Alternaria leaf spot Anthracnose Downy mildew Gummy stem blight Microdochium blight †</p>	<p>2 to 3</p>	<p>Start applications when plants are in the two-leaf stage and repeat at 7- to 10-day intervals. Use sufficient water and direct spray to provide thorough coverage of both upper and lower leaf surfaces. Some cantaloupe varieties (i.e.: Harvest Queen, Gold Star, Super Star, Sweet and Early, and Saticoy) are sensitive to Dithane M45. Consult State Cooperative Extension Service Specialist prior to use.</p>	<p>Do not apply within 5 days of harvest. Do not apply more than 24 lb (19.2 lb active ingredient) per acre per crop.</p>
<p>Onions (dry bulb) Garlic Shallots</p>	<p>Botrytis leaf blight Downy mildew Neck rot Purple blotch Rust</p>	<p>3</p>	<p>Follow a protective spray schedule starting when diseases are first reported in the area and repeat at 7-day intervals throughout the season. The addition of a Latron surfactant to spray solutions will improve performance. Do not allow spray or drift to contact bulbs after lifting from soil.</p>	<p>Do not apply within 7 days of harvest. Do not apply more than 30 lb (24 lb active ingredient) per acre per crop. Do not apply to exposed bulb</p>
<p>Onions (furrow drench)</p>	<p>Damping-off Seed rots Seedling blights Smut</p>		<p>Apply 3 lb per acre as a furrow drench at time of planting onion seeds. Use 75 to 125 gallons water per acre.</p>	<p>Do not use more than 3 lb (2.4 lb active ingredient) per acre (29,000) linear feet of furrow) with an 18 inch row spacing.</p>
<p>Potatoes</p>	<p>Early blight Late blight</p>	<p>0.5 to 2</p>	<p>Begin applications when plants are 4 to 6 inches high by applying 0.5 to 1.0 lb/acre. As the vines increase in size, apply 1.5 to 2.0 lb/acre at 5- to 10-day intervals or apply 0.75 to 1.0 lb/acre at 3- to 5-day intervals. Do not apply more than 15 lb/acre per crop. The addition of a Latron surfactant to spray solutions will improve performance. It is recommended that this product be used within an Integrated Pest Management Program. Also, vine-kill should occur 14 days before harvest.</p>	<p>Do not apply more than 14 lb (11.2 lb active ingredient) per acre per crop. Do not apply within 3 days of harvest in Connecticut, Delaware, Florida, Maine, Massachusetts, Michigan, New Hampshire, New York, Ohio, Pennsylvania, Vermont Rhode Island and Wisconsin and at least 14 days elsewhere.</p>

17/27

Seedpiece (treatment)	Fusarium decay Late blight Seedborne common scab Rhizoctonia shoot blight Sliver scurf	See "Remarks"	Dip whole or cut potato tubers in 1.25 lb Dithane M45 per 50 gallons of water. Place treated tubers in a clean container following treatment and plant as soon as possible. Spread treated seedpieces in a cool place if held before planting.	Do not use treated seed potatoes for food or feed purposes.
Squash, summer	Anthracnose Downy mildew Microdochium blight †	2 to 3	Start applications when plants are in the two-leaf stage and repeat at 7- to 10-day intervals. Use sufficient water and direct spray to provide thorough coverage of both upper and lower leaf surfaces.	Do not apply within 5 days of harvest. Do not apply more than 24 lb (19.1 lb active ingredient) per acre per crop.
Tomatoes	Anthracnose Early blight Gray leaf spot Late blight Leaf mold Septoria leaf spot	1.5 to 2 West of the Mississippi River 1.5 to 3 East of the Mississippi River	Start applications when seedlings emerge or transplants are set and repeat at 7- to 10-day intervals throughout the season. The addition of a Latron surfactant to spray solutions will improve performance.	Do not apply within 5 days of harvest. West of the Mississippi River, do not apply more than 8 lb (6.4 lb active ingredient) per acre per crop.
	Bacterial speck and spot		Use a full rate of a fixed copper fungicide in tank mix combination with a half to full rate of Dithane M45. Follow the application intervals recommended on the copper fungicide label.	East of the Mississippi River, do not apply more than 21 lb (16.8 lb active ingredient) per acre per crop.
Watermelons	Alternaria leaf spot Anthracnose Cercospora leaf spot Downy mildew Gummy stem blight Microdochium blight † Scab	2 to 3	Start applications when plants are in the two-leaf stage and repeat at 7- to 10-day intervals. Use sufficient water and direct spray to provide thorough coverage of both upper and lower leaf surfaces.	Do not apply within 5 days of harvest. Do not apply more than 24 lb (19.2 lb active ingredient) per acre per crop.

† Not approved for use on this pest species in California.

Field Crops

Crop	Diseases Controlled	Dithane M45 Rate per Application (lb/acre)	Remarks (Also Refer To Directions For Use)	Restrictions
Barley	Refer to Wheat			
Corn, field and hybrid seedcorn	Common corn rust Helminthosporium leaf blight	1.5	Start applications when disease symptoms first appear and, depending on severity of infection, continue on a 4- to 14-day schedule. The addition of Latron CS-7 will improve performance	Do not apply more than 16 lb (12 lb active ingredient) per season Do not apply within 40 days of harvest.

18/27

Cotton (Southwest U.S. only)	Rust	1.25 to 2	Start applications when rust appears and repeat at 10 to 14 day intervals until disease threat is past.	Do not apply more than 8 lb (6.4 lb active ingredient) per season. Do not apply after bolls open. Do not apply within 45 days of harvest. Do not graze livestock in treated areas or feed gin trash to livestock.
Oats	Refer to Wheat			
Peanuts	Cercospora leaf spot Rust	1 to 2	Start applications when disease first appears or is reported in area. Repeat sprays at 7- to 14-day intervals.	Do not apply within 14 days of harvest. Do not use more than 16 lb (12.8 lb active ingredient) per acre per crop. Do not feed treated vines to livestock.
Rye	Refer to Wheat			
Sugar beets	Cercospora leaf spot	1.5 to 2	Start applications when disease first threatens and repeat every 7- to 10-days as needed. The addition of a Latron surfactant to spray solutions will improve performance.	Do not apply within 14 days of harvest. Do not apply more than 14 lb (11.2 lb active ingredient) per season. <u>In California, do not feed treated tops to livestock.</u>
Wheat	Helminthosporium leaf spot Leaf rust Septoria glume blotch Septoria leaf spot Tan spot	2.1	Start applications at onset of disease or when plants are in the tillering to jointing stage and repeat at 7- to 10-day intervals. The addition of Latron CS-7 to spray solutions will improve performance.	Do not make more than three applications during the season. Do not apply after Feekes growth stage 10.5 or heading, but not less than 26 days of harvest. Do not graze livestock in treated areas prior to harvest.
Triticale	Refer to Wheat			

Seed Treatment

Seeds to be treated should be cleaned and well cured prior to treatment. Dithane M45 may be applied to dry seed with conventional slurry or mist seed treating equipment or as a planter-box application. For best results, the seed must be completely and uniformly covered with fungicide. For seed treatment, a dye must be added to Dithane M45 that will impart an unnatural color to the seed.

Crop	Diseases Controlled	Dithane M45 Rate per Application (oz/bu) (oz/100 lb)	Remarks (Also Refer To Directions For Use)	Restrictions
------	---------------------	--	--	--------------

19/27

Barley	Covered smut Damping-off False loose-smut Seed rots Seedling blights	1.3 to 2.0	2.7 to 4.2		Treated seed should be labeled as follows: "Must not be used for food, feed or oil purposes."
Corn (field)	Damping-off Seed rots Seedling blights	1.5 to 3.0	2.7 to 5.4		
Cotton (acid delinted) (reginned)	Damping-off Seedling blights	-	3.0		
	Damping-off Seedling blights	-	6.0		
Flax	Damping-off Seed rots Seedling blights	2.0 to 4.0	3.6 to 7.1		
Oats	Damping-off Seed rots Seedling blights Smuts	1.3 to 2.0	4.0 to 6.3		
Peanuts (shelled)	Damping-off Seed rots Seedling blights	2.0 to 4.0	8.0 to 16.0		
Rice	Damping-off Seed rots Seedling blights	-	2.0 to 4.0	Apply before, during or after soaking in water.	
Rye	Bunt Damping-off Seed rots Seedling blights	1.3 to 2.0	2.3 to 3.6		
Safflower	Seedborne rust (Puccinia carthami)	-	2.0		
Sorghum	Covered kernel smut Damping-off Seed rots Seedling blights	1.5 to 2.5	2.7 to 4.5		
Tomatoes	Damping-off Seed rots Seedling blights	-	8.0		
Wheat	Bunt Damping-off Seed rots Seedling blights	1.3 to 2.0	2.2 to 3.3		

Miscellaneous

Crop	Diseases Controlled	Dithane M45 Rate per Application	Remarks (Also Refer to Directions for Use)
Asparagus crowns	Crown rot	1 lb per 100 gal	Place loosely packed crowns into a burlap bag and soak, with gentle agitation, in the fungicide solution for 5 minutes. Remove bag, drain well, and plant crowns as soon as possible. A tank large enough to hold a single burlap bag will treat 2 bags of crowns. Clean dipping suspension should then be prepared in a clean tank. Dirty crowns should be pre-washed to remove excess soil.

20/27

Caprifig	Assorted molds Endosepsis (Fusarium)	1 lb per 25 gal	Prepare mamme figs by making a shallow cut through the eye and then hand dividing to avoid wasp injury. Submerge mamme figs in the fungicide suspension for a minimum of 15 minutes. The fungicide suspension should be stirred frequently to prevent settling out. Fresh dipping solution should be used after treating 4 or 5 batches of figs. After treatment, figs should be drained prior to placement in trees.
Christmas Trees (Conifer)	Lophodermium needle cast Pine gall rust Scirrhia brown spot	2 to 4 lb per acre	Begin application in spring or early summer before infection occurs. Repeat after heavy rains and at two-week intervals as long as needed.
Douglas Fir	Swiss needle cast		
Pineapple	Phytophthora heart rot	3.2 lb per 10 gal	Dip planting material in fungicide solution prior to planting. Stir solution frequently to prevent settling out. A new solution should be prepared when at least two-thirds of the volume has been used or sooner if soil from plant material has noticeably discolored the solution. Depending on the cleanliness and size of planting stock, up to 100 gallons of fungicide solution should be used to treat the propagative materials used to plant one acre.

Turf

Commercial Sod Farms - Not for Use by Homeowners - (For Agricultural Use Only)

Start application when grass greens-up in spring or when disease first appears and repeat at 7 to 14 day intervals or until disease threat is past. When conditions are especially favorable for disease development, apply maximum fungicide use rate on a 7 day spray schedule. Apply in sufficient water to provide adequate coverage.

Turf Tolerance:-Treated turfgrass should be maintained in a vigorous growing condition. Turfgrass under stress will not respond to fungicide treatments as well as well-maintained turfgrass. Turfgrass tolerance to this product has been found to be acceptable, however, this product and tank mixtures with other products have not been tested on all varieties of every turfgrass species or under all possible growing conditions. If user is unfamiliar with the performance of Dithane or tank mixtures, under user growing conditions, a limited area of turfgrass should be treated prior to initiating large-scale applications. The user should always exercise reasonable judgment and caution when using this product.

Crop	Diseases Controlled	Dithane M45 Rate per Application (oz/1000 sq ft)	Remarks (Also Refer to Directions for Use)	Restrictions
Assorted grasses	Helminthosporium melting-out Rust(leaf, stem, stripe)	4		Do not graze treated areas. Do not use on grasses intended for grazing, such as range or pasture grasses.

**Do not feed
clippings to
livestock.**

3/27

Copper spot Fusarium blight Powdery mildew Red thread Slime mold	4 to 8	
Algae	6	
Dollar spot	6 to 8	
Rhizoctonia brown patch	4	Apply on a 7-day spray schedule.
Pythium blight	8	Apply at 5-day intervals, or more frequently, if conditions are especially favorable for disease development
Fusarium snow mold	6 to 8	Apply at 2- to 6-week intervals during winter.

Ornamentals

Not intended for use on fruit trees by homeowners. Neither the manufacturer nor the seller has determined the effects of using Dithane M-45 fungicide on ornamentals not specified on this label. Prior to any large-scale applications on such plants, the user should determine the effects of Dithane M-45 fungicide by testing a small section of the type of plants treated. User assumes all risk arising out of application to unlabeled plants. The Terms and Conditions of Use apply to all uses.

For outdoor or greenhouse use, apply the equivalent of 1 1/2 lb of Dithane M-45 fungicide per 100 gallons of dilute spray. The addition of Latron B-1956 to spray solutions will improve performance. Begin spraying when plants are well leaved out or at first sign of disease, in a full coverage spray at 7 to 10 day intervals throughout season or follow State Extension Service recommendations for disease control on the following ornamental plants.

Crop	Diseases Controlled	Remarks (Also Refer to Directions for Use)	Restrictions
African violet	Botrytis blight		Do not use for food or feed purposes.
Anthurium	Anthraco-nose, spadix rot		(applies to all Ornamentals)
Arborvitae	Cercospora blight		
Ash, mountain	Entomosporium leaf spot Guignardia leaf blotch		
Ash, white	Anthraco-nose Cylindrosporium leaf spot		
Aster, perennial	Puccinia rusts		
Aucuba, japonica	Alternaria leaf spot Anthraco-nose		
Azalea	Cylindrocladium rot Petal blight Phytophthora twig and bud blight	Apply in a full coverage spray, 2 to 3 times a week, while flowers are opening. Direct spray into flowers and thoroughly spray ground under bushes.	
Begonia	Botrytis blight		
Buffaloberry	Cylindrosporium leaf spot		

22/27

Camellias	Petal blight	Refer to Azalea.	
Carnation	Rust Septoria leaf spot		
Cedar, red (Juniper)	Cercospora blight Phomopsis blight		
Chrysanthemum	Ascochyta blight Botrytis petal spot Rust	Apply twice weekly during blooming period.	
Conifers	Lophodermium needle cast Pine gall rust Scirrhia brown spot	Begin application in spring or early summer before infection occurs. Repeat after heavy rains and at two-week intervals as long as needed.	
Cordyline	Cercospora leaf spot		
Crabapple (Ornamental)	Cedar-apple rust Scab Sphaeropsis leaf spot		
Cypress, Arizona (Cupressus spp.)	Cercospora blight Monochaetia canker		
Dahlia	Botrytis blight		
Dieffenbachia	Leptosphaeria brown spot		
Dogwood, flowering	Anthracoese Elsinoe leaf spot Septoria leaf spot	Apply when buds begin to open, when bracts have fallen, 4 weeks later and again in late summer after flower buds for next season have formed.	
Dracaena	Fusarium leaf spot		
Elm	Black leaf spot		
Euonymus	Anthracoese		
Fatsia	Anthracoese		
Fern	Rhizoctonia blight		
Ficus	Cercospora leaf spot		
Firethorn (pyracantha)	Fusicladium scab		
Fir, Douglas	Swiss needle cast		
Fuchsia	Botrytis blight Rust		
Geranium	Rust		
Gladiolus	Botrytis blossom blight Curvularia leaf spot	Make regular weekly applications starting before diseases appear and increase to 2 or 3 applications per week during periods of heavy disease and during rainy weather. On flower spikes, reduce spray concentration to 3/4 lb. per 100 gals.	

Hawthorn	Cedar-apple rust Fabraea leaf spot Frogeye leaf spot Hawthorn rust Scab		
Holly	Purple spot		
Hollyhock	Anthrachnose Cercospora leaf spot Puccinia rust		
Honeysuckle	Herpobasidium blight		
Horsechestnut, Buckeye	Alternaria leaf spot Guignardia leaf blotch		
Hydrangea	Botrytis blight Cercospora leaf spot		
Iris	Didymellina leaf spot Mystrosporium ink spot		
Juniper	Phomopsis blight		
Laurel, mountain	Cercospora leaf spot Petal blight	Refer to azalea.	
Ligustrum	Cercospora leaf spot		
Lily	Botrytis blight		
Magnolia	Gloeosporium leaf spot		
Maple	Alternaria leaf spot Phyllosticta leaf spot		Do not use on Sugar maples intended for the production of maple syrup.
Marigold	Botrytis blossom blight	Do not use on French dwarf double or Signet type marigold seedlings.	
Narcissus	Botrytis blight (fire) Smoulder		
Oak	Actinopelte leaf spot Taphrina leaf blister		
Orchid (Dendrobium)	Botrytis blossom blight		
Pachysandra	Volutella blight	Use a drenching spray of 2 lb per 50 gallons of water per 5,000 sq ft of bed. Start applications at first sign of disease and apply at least 5 applications at 10 to 14 day intervals.	
Pansy	Anthrachnose		
Peony	Botrytis blossom blight Phytophthora blight	Apply in early spring and early fall, drenching soil around plants as well as the foliage. Promptly destroy all infected plant parts.	
Peperomia	Cercospora leaf spot		
Philodendron	Dactylaria leaf spot Phytophthora leaf spot		
Philonia	Entomosporium leaf spot		
Pleomele	Fusarium leaf spot		
Poinsettia	Sphaceloma scab		

24/27

Rhododendron	Cercospora leaf spot Discosia leaf spot Petal blight	Refer to azalea.	
Rose	Black spot Cercospora leaf spot Rust		
Schefflera	Alternaria blight		
Skunkbush, sumac	Cylindrosporium leaf spot		
Snapdragon	Rust		
Statice	Cercospora frogeye		
Syngonium	Cephalosporium leaf spot		
Tulip	Botrytis blight (fire)		
Venus, flytrap	Anthracnose		
Viburnum	Downy mildew Ramularia leaf spot		
Walnut	Anthracnose		Do not use treated walnuts for food or feed purposes.
Zinnia	Alternaria leaf blight		

ATTENTION: This product contains mancozeb and ETU, chemicals known to the State of California to cause cancer. ETU is also known to the State of California to cause birth defects or other reproductive harm.

Terms and Conditions of Use

If terms of the following Warranty Disclaimer, Inherent Risks of Use, and Limitation of Remedies are not acceptable, return unopened package at once to the seller for a full refund of purchase price paid. Otherwise, use by the buyer or any other user constitutes acceptance of the terms under Warranty Disclaimer, Inherent Risks of Use and Limitations of Remedies.

Warranty Disclaimer

Dow AgroSciences warrants that this product conforms to the chemical description on the label and is reasonably fit for the purposes stated on the label when used in strict accordance with the directions, subject to the inherent risks set forth below. Dow AgroSciences MAKES NO OTHER EXPRESS OR IMPLIED WARRANTY OF MERCHANTABILITY OR FITNESS FOR A PARTICULAR PURPOSE OR ANY OTHER EXPRESS OR IMPLIED WARRANTY.

Inherent Risks of Use

It is impossible to eliminate all risks associated with use of this product. Plant injury, lack of performance, or other unintended consequences may result because of such factors as use of the product contrary to label instructions (including conditions noted on the label, such as unfavorable temperature, soil conditions, etc.), abnormal conditions (such as excessive rainfall, drought, tornadoes, hurricanes), presence of other materials, the manner of application, or other factors, all of which are beyond the control of Dow AgroSciences or the seller. All such risks shall be assumed by buyer.

Limitation of Remedies

The exclusive remedy for losses or damages resulting from this product (including claims based on contract, negligence, strict liability, or other legal theories), shall be limited to, at Dow AgroSciences' election, one of the following:

1. Refund of purchase price paid by buyer or user for product bought, or
2. Replacement of amount of product used

25/27

Dow AgroSciences shall not be liable for losses or damages resulting from handling or use of this product unless Dow AgroSciences is promptly notified of such loss or damage in writing. In no case shall Dow AgroSciences be liable for consequential or incidental damages or losses.

The terms of the Warranty Disclaimer and Inherent Risks of Use above and this Limitation of Remedies cannot be varied by any written or verbal statements or agreements. No employee or sales agent of Dow AgroSciences or the seller is authorized to vary or exceed the terms of the Warranty Disclaimer or this Limitation of Remedies in any manner.

*Trademark of Dow AgroSciences LLC
EPA-accepted date: 08/22/2000

26/27

308/2E
August 12, 2003



Document Processing Desk (NOTIF)
Office of Pesticide Programs (7504C)
U. S. Environmental Protection Agency
Room 266A, Crystal Mall 2
1921 Jefferson Davis Highway
Arlington, VA 22202

Attention: Mary Waller/PM-21 (7505)

DITHANE M45 (A.I.: MANCOZEB)
EPA REGISTRATION NUMBER: 62719-387
NOTIFICATION OF MAIN LABELING PER PR NOTICE 98-10

Enclosed please find labeling of notification action for Dithane* M45 fungicide (62719-387), based on EPA-accepted copy dated August 22, 2000 with conditions of acceptance and Notification dated August 9, 2001.

Proposed Changes by Notification (08-08-03):

1. At the request of the California Department of Pesticide Regulation, the footnote statement "Not approved for use on this pest species in CA" has been added to the following label claims: Microdochium blight in melons, cucumbers, squash, and watermelons (Vegetable section).
2. Vegetables Section [Corn (Sweet corn for fresh use or processing; popcorn; and sweet corn for seed production, including hybrid seed)]: Added the restriction "In California, do not feed treated forage to livestock."
3. Field Crops Section (Sugar Beets): Added the restriction "In California, do not feed treated tops to livestock."
4. Footnote designator in Pome Fruits table changed from asterisk (*) to a dagger (†).

This notification is consistent with the provisions of PR Notice 98-10 and EPA regulations at 40 CFR 152.46, and no other changes have been made to the labeling or the confidential statement of formula of this product. I understand that it is a violation of 18 U.S.C. Sec. 1001 to willfully make any false statement to EPA. I further understand that if this notification is not consistent with the terms of PR Notice 98-10 and 40 CFR 152.46, this product may be in violation of FIFRA and I may be subject to enforcement action and penalties under sections 12 and 14 of FIFRA.

8.14.03

27/27

Mary Waller/PM-21 (7505)
DITHANE M45 (A.I.: MANCOZEB)
EPA REGISTRATION NUMBER: 62719-387
NOTIFICATION OF MAIN LABELING PER PR NOTICE 98-10
August 12, 2003
Page 2

Contents of Submission

- Transmittal document (this letter)
- Application for Pesticide, EPA Form 8570-1 (EPA Registration No. 62719-387)
- Label entitled Dithane M45 (J8A/Dithane M45 Master/Notification With Edits /08-08-03)
(23 Pages plus Registration Notes) (5 Copies)

If you require further information, please contact Richard Bjerregaard, Ph.D., Regulatory Specialist at (317) 337-4674, e-mail rsbjerregaard@dow.com or Kim Williamson, Registration Assistant for this product, at (317) 337-4657, e-mail kmwilliamson@dow.com

Sincerely,



Steve A. McMaster
Global Regulatory Manager
Regulatory Success – Americas
(317) 337-4670
337-4649 (FAX)

SAM/kmw

Enc.

Faint, illegible markings or artifacts at the bottom right of the page.