

62719-303

12-30-2004

1/24

Please read instructions on reverse before completing form.

Form Approved. OMB No. 2070-0060. Approval expires 05-31-98



United States Environmental Protection Agency Washington, DC 20460

<input type="checkbox"/>	Registration
<input type="checkbox"/>	Amendment
<input checked="" type="checkbox"/>	Other

OPP Identifier Number

Application for Pesticide - Section I

1. Company/Product Number Dow AgroSciences/62719-308	2. EPA Product Manager Joanne I. Miller	3. Proposed Classification <input checked="" type="checkbox"/> None <input type="checkbox"/> Restricted
4. Company/Product (Name) Dow AgroSciences/ Vista®	PM# 23	
5. Name and Address of Applicant (Include ZIP Code) Dow AgroSciences LLC 9330 Zionsville Road Indianapolis, IN 46268 <input type="checkbox"/> Check if this is a new address	6. Expedited Review. In accordance with FIFRA Section 3(c)(3) (b)(i), my product is similar or identical in Composition and labeling to: EPA Reg. No. Product Name	

Section - II

<input type="checkbox"/> Amendment - Explain below.	<input type="checkbox"/> Final printed labels in response to Agency letter dated _____	<b>NOTIFICATION</b> <b>DEC 30 2004</b>
<input type="checkbox"/> Resubmission in response to Agency letter dated _____	<input type="checkbox"/> "Me Too" Application.	
<input checked="" type="checkbox"/> Notification - Explain below.	<input type="checkbox"/> Other- Explain below.	

Explanation: Use additional page(s) if necessary. (For Section I and Section II.)

Proposed labeling for the notification action of Vista® herbicide, based on EPA accepted copy dated March 5, 2004 and Notification coded "B2A / Vista (MTR) / Notification With Edits / 05-07-04" and notification coded "B2A / Vista (MTR) / Notification With Edits / 07-14-04. Spotlight is an alternate brand name of Vista (EPA REG 62719-308) and contains only the subset of use recommendations for the control of broadleaf weeds in turf. Dow AgroSciences requested and was granted permission by the U.S. EPA to sticker Spotlight containers that are in the warehouses of the State of Florida and adjacent states. The sticker will have the following statement:

\*Do not apply to St. Augustinegrass in the State of Florida.

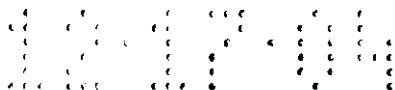
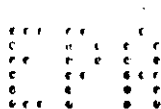
Section - III

1. Material This Product Will Be Packaged In:				2. Type of Container	
Child-Resistant Packaging <input type="checkbox"/> Yes* <input type="checkbox"/> No <b>*Certification must be submitted</b>	Unit Packaging <input type="checkbox"/> Yes <input type="checkbox"/> No If "Yes" Unit Packaging wgt.      No. per container	Water Soluble Packaging <input type="checkbox"/> Yes <input type="checkbox"/> No If "Yes" Package wgt      No. per container		<input type="checkbox"/> Metal <input type="checkbox"/> Plastic <input type="checkbox"/> Glass <input type="checkbox"/> Paper <input type="checkbox"/> Other (Specify) _____	
3. Location of Net Contents Information <input type="checkbox"/> Label <input type="checkbox"/> Container		4. Size(s) Retail Container		5. Location of Label Directions <input checked="" type="checkbox"/> On Label <input type="checkbox"/> On Labeling accompanying product	
6. Manner in Which Label is Affixed to Product <input checked="" type="checkbox"/> Lithograph <input type="checkbox"/> Paper glued <input type="checkbox"/> Stenciled				<input type="checkbox"/> Other _____	

Section - IV

1. Contact Point /Complete items directly below for identification of individual to be contacted, if necessary, to process this application)		
Name Rafael Herrera e-mail: rherrera@dow.com	Title Regulatory Manager	Telephone No. (Include Area Code) (317) 337-4672
Certification I certify that the statements I have made on this form and all attachments thereto are true, accurate and complete. I acknowledge that any knowing false or misleading statement may be punishable by fine or imprisonment or both under applicable law.		3. Date Application Received  (Stamp CC)
Signature 	3. Title Regulatory Manager	
4. Typed Name Rafael Herrera e-mail: rherrera@dow.com	5. Date December 14, 2004	

©Trademark of Dow AgroSciences LLC



308/2E  
December 14, 2004



Document Processing Desk (NOTIF)  
Office of Pesticide Programs (7504C)  
U. S. Environmental Protection Agency  
Room 266A, Crystal Mall 2  
1801 South Bell Street  
Arlington, VA 22202

VISTA (AI: FLUROXYPYR)  
EPA REGISTRATION NUMBER: 62719-308  
NOTIFICATION OF MINOR LABEL CHANGE PER PR NOTICE 98-10 FOR SPOTLIGHT (ALTERNATE BRAND NAME)

Enclosed please find labeling for the notification action of Vista<sup>®</sup> herbicide, based on EPA accepted copy dated March 5, 2004 and Notification coded "B2A / Vista (MTR) / Notification With Edits / 05-07-04" and notification coded "B2A / Vista (MTR) / Notification With Edits / 07-14-04. Spotlight is an alternate brand name of Vista (EPA REG 62719-308) and contains only the subset of use recommendations for the control of broadleaf weeds in turf. Dow AgroSciences requested and was granted permission by the U.S. EPA to sticker Spotlight containers that are in the warehouses of the State of Florida and adjacent states. The sticker will have the following statement:  
\*Do not apply to St. Augustinegrass in the State of Florida.

This is a temporary measure to prevent the use of the product in St Augustinegrass in Florida and the current stocks will be depleted in 2005. Dow AgroSciences is going to change the Vista (Spotlight) label so the next production campaign will not need the stickers. Dow AgroSciences is doing this small change to the Vista (Spotlight) label through notification. The notification includes the text of the sticker as requested by you in email received on December 10, 2004 (complimentary copy attached)

Proposed Changes by Notification:

1. Addition of a prohibition on use of this product [Spotlight herbicide] on St. Augustinegrass in the state of Florida. Spotlight is an alternate brand name for Vista herbicide and contains only the use directions for established turfgrasses from the master label. Although the phrase "Do not apply to St. Augustinegrass in the state of Florida" is shown as added to the front panel of the base label and label booklet, this text will actually be added to product in channels of trade by means of stickering conducted in a registered EPA establishment.

Details of Proposed Stickering Process: The product, Spotlight, is packaged in a case [shipper] containing 4 1-gallon containers. This product may be sold either by the case or in 1-gallon units. For product in channels of trade, a sticker containing the phrase "Do not apply to St. Augustinegrass in the state of Florida" will be applied to the outside of the case [top right corner of panel containing base label text] and to each 1 gallon container [immediately above the existing product label]. The sticker will be in 18 pt. type and approximately 1-1/2 x 2-1/2 inches in size as follows:

Do not apply to St. Augustinegrass in the state of Florida
--

Note: Future production of the product Spotlight will not occur until the label has been amended to include the prohibition "Do not apply to St. Augustinegrass in the state of Florida," other advisory information with respect to St. Augustinegrass and additional weed species controlled. An amended master label for Vista master will be submitted as soon as possible following this notification.

VISTA (A. I.: FLUROXYPYR)  
EPA REGISTRATION NUMBER: 62719-308  
NOTIFICATION OF MINOR LABEL CHANGE PER PR NOTICE 98-10  
December 14, 2004

This notification is consistent with the provisions of PR Notice 98-10 and EPA regulations at 40 CFR 152.46, and no other changes have been made to the labeling or the confidential statement of formula of this product. I understand that it is a violation of 18 U.S.C. Sec. 1001 to willfully make any false statement to EPA. I further understand that if this notification is not consistent with the terms of PR Notice 98-10 and 40 CFR 152.46, this product may be in violation of FIFRA and I may be subject to enforcement action and penalties under sections 12 and 14 of FIFRA.

Contents of Submission

- Transmittal document (this letter)
- Application for Pesticide, EPA Form 8570-1
- Label entitled Vista (B2A/Vista (MTR) / Notification With Edits /12-14-04)  
(20 Pages plus Registration Notes) (5 Copies)
- Complimentary Copy of EPA Correspondence dated December 10, 2004


If you require further information, please contact Richard Bjerregaard, Regulatory Specialist at 317-337-4674 or Kim Williamson, Registration Assistant for this product, at 317-337-4657.

Sincerely,

Rafael Herrera  
Regulatory Leader  
Regulatory Success – Americas  
317-337-4672  
317-337-4649 (FAX)

RH/kmw

Enclosures



4/24

NOTIFICATION

DEC 30 2004

**Vista®**

**EPA Reg. No. 62719-308**

**Master Label Containing all Registered Uses:** This master label is designed as a split label to allow for easy separation into alternate brand name labels for range & pasture and non-crop use and use in established turf, respectively.

**Registration Notes:**

**Source label text** based on EPA accepted copy dated March 5, 2004 and Notification coded "B2A / Vista (MTR) / Notification With Edits / 05-07-04" and notification coded "B2A / Vista (MTR) / Notification With Edits / 07-14-04.

**Proposed Changes by Notification:**

1. Addition of a prohibition on use of this product [Spotlight herbicide] on St. Augustinegrass in the state of Florida. Spotlight is an alternate brand name for Vista herbicide and contains only the use directions for established turfgrasses from the master label. Although the phrase "Do not apply to St. Augustinegrass in the state of Florida" is shown as added to the front panel of the base label and label booklet, this text will actually be added to product in channels of trade by means of stickering conducted in a registered EPA establishment.

**Details of Proposed Stickering Process:** The product, Spotlight, is packaged in a case [shipper] containing 4 1-gallon containers. This product may be sold either by the case or in 1-gallon units. For product in channels of trade, a sticker containing the phrase "**Do not apply to St. Augustinegrass in the state of Florida**" will be applied to the outside of the case [top right corner of panel containing base label text] and to each 1 gallon container [immediately above the existing product label]. The sticker will be in 18 pt. type and approximately 1-1/2 x 2-1/2 inches in size as follows:

**Do not apply to  
St. Augustinegrass  
in the state of Florida**

**Note:** Future production of the product Spotlight will not occur until the label has been amended to include the prohibition "Do not apply to St. Augustinegrass in the state of Florida," other advisory information with respect to St. Augustinegrass and additional weed species controlled. An amended master label for Vista master will be submitted as soon as possible following this notification.

[Editor's note: Added text in body of label is underlined.]

®Trademark of Dow AgroSciences LLC

(Base Label):

(Logo) Dow AgroSciences

# Vista<sup>®</sup>

**For selective postemergence control of annual and perennial broadleaf weeds and woody brush in:**

- Rangeland and permanent pastures
  - Non-cropland areas including industrial sites, non-irrigation ditch banks, and rights-of-way such as electrical power lines, communication lines, pipelines, roadsides and railroads including grazed areas within these sites
  - Pine plantations
  - Established turf, including residential lawns, golf courses, sports fields, sod farms and around commercial buildings and other commercial turf areas
- (Do not apply to St. Augustinegrass in the state of Florida)**

Active Ingredient(s):

fluroxypyr 1-methylheptyl ester: ((4-amino-3,5-dichloro-6-fluoro-2-pyridinyl)oxy) acetic acid, 1-methylheptyl ester.....	26.2%
Inert Ingredient(s) .....	73.8%
Total Ingredients .....	100.0%

Contains petroleum distillates.

Acid Equivalent: fluroxypyr: 4-amino-3,5-dichloro-6-fluoro-2-pyridyloxyacetic acid - 18.2% - 1.5 lb/gal

**Keep Out of Reach of Children**

## WARNING AVISO

Si usted no entiende la etiqueta, busque a alguien para que se la explique a usted en detalle. (If you do not understand the label, find someone to explain it to you in detail.)

---

### Precautionary Statements

---

#### Hazards to Humans and Domestic Animals

**Causes Substantial But Temporary Eye Injury • Harmful If Swallowed Or Absorbed Through The Skin**

**Do not get in eyes or on clothing. Avoid contact with skin.**

#### Personal Protective Equipment (PPE)

Some materials that are chemical-resistant to this product are listed below. If you want more options, follow the instructions for category G on an EPA chemical resistance category selections chart.

**Applicators and other handlers must wear:**

- Long-sleeved shirt and long pants
- Chemical-resistant gloves such as Barrier Laminate or Viton
- Shoes plus socks

6/24

- Protective eyewear

Discard clothing and other absorbent materials that have been drenched or heavily contaminated with this product's concentrate. Do not reuse them. Follow manufacturer's instructions for cleaning/maintaining PPE. If no such instructions for washables, use detergent and hot water. Keep and wash PPE separately from other laundry.

### Engineering Controls Statements

When handlers use closed systems, enclosed cabs, or aircraft in a manner that meets the requirements listed in the Worker Protection Standard (WPS) for agricultural pesticides [40 CFR 170.240 (d) (4-6)], the handler PPE requirements may be reduced or modified as specified in the WPS.

### User Safety Recommendations

Users should:

- Wash hands before eating, drinking, chewing gum, using tobacco, or using the toilet.
- Remove clothing immediately if pesticide gets inside. Then wash thoroughly and put on clean clothing.
- Remove PPE immediately after handling this product. Wash the outside of gloves before removing. As soon as possible, wash thoroughly and change into clean clothing.

### First Aid

**If in eyes:** Hold eye open and rinse slowly and gently with water for 15-20 minutes. Remove contact lenses, if present, after the first 5 minutes, then continue rinsing eye. Call a poison control center or doctor for treatment advice.

**If on skin or clothing:** Take off contaminated clothing. Rinse skin immediately with plenty of water for 15-20 minutes. Call a poison control center or doctor for treatment advice.

**If swallowed:** Immediately call a poison control center or doctor. Do not induce vomiting unless told to do so by a poison control center or doctor. Do not give **any** liquid to the person. Do not give anything by mouth to an unconscious person.

**Note to Physician:** May pose an aspiration pneumonia hazard. Probable mucosal damage may contraindicate the use of gastric lavage.

Have the product container or label with you when calling a poison control center or doctor, or going for treatment. You may also contact 1-800-992-5994 for emergency medical treatment information.

### Environmental Hazards

This product is toxic to fish. Drift or runoff from treated areas may be hazardous to aquatic organisms and non-target plants. Do not apply directly to water, to areas where surface water is present or to intertidal areas below the mean high water mark. Do not contaminate water when cleaning equipment or disposing of equipment washwaters.

### Physical or Chemical Hazards

**Do not use or store near heat or open flame.**

### Agricultural Use Requirements

Use this product only in accordance with its labeling and with the Worker Protection Standard, 40 CFR part 170. Refer to label booklet under "Agricultural Use Requirements" in the Directions for Use section for information about this standard.

**Refer to label booklet for Directions for Use including Storage and Disposal.**

**Notice:** Read the entire label. Use only according to label directions. **Before using this product, read Warranty Disclaimer, Inherent Risks of Use and Limitation of Remedies at end of label booklet. If terms are unacceptable, return at once unopened.**

7/24

In case of emergency endangering health or the environment involving this product, call 1-800-992-5994. If you wish to obtain additional product information, visit our web site at [www.dowagro.com](http://www.dowagro.com).

Agricultural Chemical: Do not ship or store with food, feeds, drugs or clothing.

EPA Reg. No. 62719-308

EPA Est. 00000-XX-00

®Trademark of Dow AgroSciences LLC  
Dow AgroSciences LLC • Indianapolis, IN 46268 U.S.A.

## Specialty Herbicide

Net Contents \_\_

8/24

(Label Booklet Cover):

(logo) Dow AgroSciences

# Vista®

**For selective postemergence control of annual and perennial broadleaf weeds and woody brush in:**

- **Rangeland and permanent pastures**
- **Non-cropland areas including industrial sites, non-irrigation ditch banks, and rights-of-way such as electrical power lines, communication lines, pipelines, roadsides and railroads including grazed areas within these sites**
- **Pine plantations**
- **Established turf, including residential lawns, golf courses, sports fields, sod farms and around commercial buildings and other commercial turf areas**

**(Do not apply to St. Augustinegrass in the state of Florida)**

Active Ingredient(s):

fluroxypyr 1-methylheptyl ester: ((4-amino-3,5-dichloro-6-fluoro-2-pyridinyl)oxy) acetic acid, 1-methylheptyl ester..... 26.2%

Inert Ingredient(s) ..... 73.8%

Total Ingredients ..... 100.0%

Contains petroleum distillates.

Acid Equivalent: fluroxypyr: 4-amino-3,5-dichloro-6-fluoro-2-pyridyloxyacetic acid - 18.2% - 1.5 lb/gal

### Keep Out of Reach of Children

## WARNING AVISO

Si usted no entiende la etiqueta, busque a alguien para que se la explique a usted en detalle. (If you do not understand the label, find someone to explain it to you in detail.)

### Agricultural Use Requirements

Use this product only in accordance with its labeling and with the Worker Protection Standard, 40 CFR part 170. Refer to label booklet under "Agricultural Use Requirements" in the Directions for Use section for information about this standard.

**Refer to label booklet for additional precautionary statements and Directions for Use including Storage and Disposal.**

**Notice:** Read the entire label. Use only according to label directions. **Before using this product, read Warranty Disclaimer, Inherent Risks of Use and Limitation of Remedies at end of label booklet. If terms are unacceptable, return at once unopened.**

In case of emergency endangering health or the environment involving this product, call 1-800-992-5994. If you wish to obtain additional product information, visit our web site at [www.dowagro.com](http://www.dowagro.com).

Agricultural Chemical: Do not ship or store with food, feeds, drugs or clothing.



4/24

EPA Reg. No. 62719-308

EPA Est. 00000-XX-00

®Trademark of Dow AgroSciences LLC  
Dow AgroSciences LLC • Indianapolis, IN 46268 U.S.A.

## Specialty Herbicide

Net Contents \_\_

(Page 1 through end):

---

## Precautionary Statements

---

### Hazards to Humans and Domestic Animals

## WARNING

**Causes Substantial But Temporary Eye Injury • Harmful If Swallowed Or Absorbed Through The Skin**

**Do not get in eyes or on clothing. Avoid contact with skin.**

### Personal Protective Equipment (PPE)

Some materials that are chemical-resistant to this product are listed below. If you want more options, follow the instructions for category G on an EPA chemical resistance category selections chart.

#### Applicators and other handlers must wear:

- Long-sleeved shirt and long pants
- Chemical-resistant gloves such as Barrier Laminate or Viton
- Shoes plus socks
- Protective eyewear

Discard clothing and other absorbent materials that have been drenched or heavily contaminated with this product's concentrate. Do not reuse them. Follow manufacturer's instructions for cleaning/maintaining PPE. If no such instructions for washables, use detergent and hot water. Keep and wash PPE separately from other laundry.

### Engineering Controls Statements

When handlers use closed systems, enclosed cabs, or aircraft in a manner that meets the requirements listed in the Worker Protection Standard (WPS) for agricultural pesticides [40 CFR 170.240 (d) (4-6)], the handler PPE requirements may be reduced or modified as specified in the WPS.

### User Safety Recommendations

Users should:

- Wash hands before eating, drinking, chewing gum, using tobacco, or using the toilet.
- Remove clothing immediately if pesticide gets inside. Then wash thoroughly and put on clean clothing.
- Remove PPE immediately after handling this product. Wash the outside of gloves before removing. As soon as possible, wash thoroughly and change into clean clothing.

### First Aid

**If In eyes:** Hold eye open and rinse slowly and gently with water for 15-20 minutes. Remove contact lenses, if present, after the first 5 minutes, then continue rinsing eye. Call a poison control center or doctor for treatment advice.

**If on skin or clothing:** Take off contaminated clothing. Rinse skin immediately with plenty of water for 15-20 minutes. Call a poison control center or doctor for treatment advice.

**If swallowed:** Immediately call a poison control center or doctor. Do not induce vomiting unless told to do so by a poison control center or doctor. Do not give **any** liquid to the person. Do not give anything by mouth to an unconscious person.

**Note to Physician:** May pose an aspiration pneumonia hazard. Probable mucosal damage may contraindicate the use of gastric lavage.

Have the product container or label with you when calling a poison control center or doctor, or going for treatment. You may also contact 1-800-992-5994 for emergency medical treatment information.

### Environmental Hazards

This product is toxic to fish. Drift or runoff from treated areas may be hazardous to aquatic organisms and non-target plants. Do not apply directly to water, to areas where surface water is present or to intertidal areas below the mean high water mark. Do not contaminate water when cleaning equipment or disposing of equipment washwaters.

### Physical or Chemical Hazards

**Do not use or store near heat or open flame.**

---

### Directions for Use

---

It is a violation of Federal law to use this product in a manner inconsistent with its labeling. Read all Directions for Use carefully before applying.

Do not apply this product in a way that will contact workers or other persons, either directly or through drift. Only protected handlers may be in the area during application. For any requirements specific to your state or tribe, consult the agency responsible for pesticide regulation.

### Agricultural Use Requirements

Use this product only in accordance with its labeling and with the Worker Protection Standard, 40 CFR part 170. This Standard contains requirements for the protection of agricultural workers on farms, forests, nurseries, and greenhouses, and handlers of agricultural pesticides. It contains requirements for training, decontamination, notification, and emergency assistance. It also contains specific instructions and exceptions pertaining to the statements on this label about personal protective equipment (PPE), and restricted entry interval. The requirements in this box only apply to uses of this product that are covered by the Worker Protection Standard.

Do not enter or allow worker entry into treated areas during the restricted entry interval (REI) of 12 hours.

PPE required for early entry to treated areas that is permitted under the Worker Protection Standard and that involves contact with anything that has been treated, such as plants, soil, or water, is:

- Coveralls
- Chemical-resistant gloves such as Barrier Laminate or Viton
- Shoes plus socks
- Protective eyewear

### Non-Agricultural Use Requirements

The requirements in this box apply to uses of this product that are NOT within the scope of the Worker Protection Standard for Agricultural Pesticides (40 CFR Part 170). The WPS applies when this product is used to produce agricultural plants on farms, forests, nurseries, or greenhouses.

**Entry Restrictions for Non-WPS Uses:** Do not allow people (other than applicator) or pets on treatment area during application. Do not enter into treated areas until sprays have dried.

**Storage and Disposal**

Do not contaminate water, food, feed or fertilizer by storage or disposal.

**Storage:** Store above 10°F or warm and agitate before use.

**Pesticide Disposal:** Pesticide wastes are toxic. Improper disposal of excess pesticide, spray mixture, or rinsate is a violation of Federal Law. If these wastes cannot be disposed of by use according to label instructions, contact your State Pesticide or Environmental Control Agency, or the Hazardous Waste representative at the nearest EPA Regional Office for guidance.

**Container Disposal (Metal):** Triple rinse (or equivalent). Puncture and dispose of in sanitary landfill, or by other procedures approved by state and local authorities.

**Container Disposal (Plastic):** Triple rinse (or equivalent). Puncture and dispose of in sanitary landfill, or by incineration, or, if allowed by state and local authorities, by burning. If burned, stay out of smoke.

---

**Use Directions for Broadleaf Weed and Woody Plant Control in Rangeland, Permanent Pastures, Non-cropland and Pine Plantations**

---

**GENERAL INFORMATION**

Vista® herbicide is a selective postemergence product for control of annual and perennial broadleaf weeds and woody brush in:

- Rangeland and permanent pastures
- Non-crop areas including industrial sites, non-irrigation ditch banks, and rights-of-way such as electrical power lines, communication lines, pipelines, roadsides and railroads including grazed areas within these sites
- Pine plantations

**Use Precautions and Restrictions**

- Do not contaminate irrigation ditches or water used for domestic purposes.
- **Maximum Application Rate:** Do not apply more than 2 2/3 pints per acre of Vista per year.
- **Grazing restrictions:** There are no grazing restrictions for lactating or non-lactating dairy animals.
- **Harvest restrictions:** Do not harvest grass for hay or silage from treated areas within 7 days of application.
- **Slaughter restrictions:** Meat animals must be withdrawn from treated forage at least 2 days before slaughter.
- **Chemigation:** Do not apply this product through any type of irrigation system.
- **In Arizona:** The state of Arizona has not approved this product for use on plants grown for agricultural/commercial production; such as on designated grazing areas.
- **Management of Kochia Biotypes:** Research has suggested that many biotypes of kochia can occur within a single population. While kochia biotypes can vary in their susceptibility to Vista, all will be suppressed or controlled at 1 1/3 pint per acre provided application timing and growing conditions are optimal. Application of Vista at rates of less than 2/3 pint per acre can result in a shift to more tolerant biotypes within a population.
- Avoid applications where proximity of susceptible plants or other desirable plants is likely to result in exposure to spray or spray drift.

## Avoiding Drift and Run-off to Surface Water or Adjacent Land

This product should be used strictly in accordance with the run-off and drift precautions on this label in order to minimize off-site exposure and potential effects on aquatic organisms and non-target plants.

**Avoiding Runoff:** Under certain conditions, this product may have a potential to run-off to surface water or adjacent land. Use of vegetation filter strips or treatment setbacks is recommended along rivers, creeks, streams, wetlands, etc or on the downhill side of treated areas where run-off could occur to minimize water runoff.

## Avoiding Injury to Non-target Plants

Spray drift produced during application is the responsibility of the applicator and care should be taken to minimize off-target movement of spray during application. A drift control agent suitable for agricultural use may be used with this product to aid in reducing spray drift but the first choice should be a coarser spray category nozzle set-up. If used, follow applicable use directions and precautions on the manufacturer's label.

**Do not apply where drift may be a problem due to proximity to susceptible crops or other non-target broadleaf plants. Do not apply or otherwise permit this product or sprays containing this product to contact crops or other desirable broadleaf plants,** including but not limited to alfalfa, beans, cotton, grapes, melons, peas, potatoes, safflower, soybeans, sugar beets, sunflower, tobacco, tomatoes, and other vegetable crops, flowers, fruit trees, ornamentals, shade trees or other susceptible broadleaf plants. Do not permit spray mist or drift containing this product to contact susceptible plants because even very small quantities of the spray, that may not be visible, can cause severe injury during either active or dormant periods. Do not use in or around greenhouses.

**Ground Application:** To minimize spray drift, apply Vista in a total spray volume of 5 or more gallons per acre using spray equipment designed to produce coarse or larger droplets per ASAE S-572 standard. Refer to the spray equipment manufacturer's recommendations for detailed information on nozzle types, arrangement, spacing and operating height and pressure. Spot treatments should be applied only with a calibrated boom to prevent over application. Operate equipment at spray pressures no greater than is necessary to produce a uniform spray pattern. Operate the spray boom no higher than is necessary to produce a uniformly overlapping pattern between spray nozzles. Do not apply with hollow cone-type insecticide nozzles or other nozzles that produce a fine-droplet spray.

## Aerial Application

**Non-cropland Areas, Including Rights-of-Way (Helicopter Only):** In non-cropland, **do not** apply this product with fixed-wing aircraft.

**Rangeland, Permanent Pastures and Pine Plantations:** Both fixed wing and helicopter equipment may be used to apply this product on rangeland, permanent pastures and pine plantations, but fixed wing aircraft require additional drift mitigation measures.

To minimize spray drift, apply Vista in a total spray volume of 3 or more gallons per acre using spray. Drift potential is lowest between wind speeds of 2 to 10 mph. However, many factors, including droplet size and equipment type, determine drift potential at any given speed. Application should be avoided below 2 mph due to variable wind direction and high potential for temperature inversion. Spray drift from aerial application can be minimized by applying a coarse spray at per USDA-ARS/PAASS or nozzle manufacturer's guidelines or by using straight-stream nozzles directed straight back. Do not operate using a spray boom no longer than 75% of wing span or 85% of rotor width. For fixed wing aircraft, maximum speed during application is limited to 140 mph and application height above the vegetation canopy should not exceed 10 ft.

Do not store or handle other agricultural chemicals with the same containers used for this product. Do not apply other agricultural chemicals or pesticides with equipment used to apply this product unless equipment has been thoroughly cleaned (See Sprayer Cleanup under Mixing Instructions).

### **Spray Drift Management (Aerial Application)**

Avoiding spray drift at the application site is the responsibility of the applicator. The interaction of many equipment-and-weather-related factors determine the potential for spray drift. The applicator and the grower are responsible for considering all these factors when making decisions. The following drift management requirements must be followed to avoid off-target drift movement from aerial applications to agricultural field crops. These requirements do not apply to forestry applications, public health uses or to applications using dry formulations.

1. The distance of the outer most nozzles on the boom must not exceed 75% the length of the wingspan or 85% of rotor width.
2. Nozzles must always point backward parallel with the air stream and must be coarse or coarser per ASAE S-572 standard; see USDA-ARS/PAASS or nozzle manufacturer's guidelines.

Where states have more stringent regulations, they should be observed.

The applicator should be familiar with and take into account the information covered in the following Aerial Drift Advisory Information section.

### **Aerial Spray Drift Advisory Information**

**Importance of Droplet Size:** The most effective way to reduce drift potential is to apply large droplets. The best drift management strategy is to apply the largest droplets that provide sufficient coverage and control. Applying larger droplets reduces drift potential, but will not prevent drift if applications are made improperly, or under unfavorable environmental conditions (see Wind, Temperature and Humidity, and Temperature Inversion section of this label).

#### **Controlling Droplet Size:**

- **Volume**-Use high flow rate nozzles to apply the highest practical spray volume. Nozzles with higher rated flows produce larger droplets.
- **Pressure**-Use the lower spray pressures recommended for the nozzle. Higher pressure reduces droplet size and does not improve canopy penetration. When higher flow rates are needed, use higher flow rate nozzles instead of increasing pressure.
- **Number of nozzles**-Use the minimum number of nozzles that provide uniform coverage.
- **Nozzle Orientation**-Orienting nozzles so that the spray is released backwards, parallel to the airstream will produce larger droplets than other orientations. Significant deflection from the horizontal will reduce droplet size and increase drift potential.
- **Nozzle Type**-Use a nozzle type that is designed for the intended application. With most nozzle types, narrower spray angles produce larger droplets. Consider using low-drift nozzles. Solid stream nozzles oriented straight back produce larger droplets than other nozzle types.
- **Boom Length**-For some use patterns, reducing the effective boom length to less than 65% of the wingspan or rotor length may further reduce drift without significantly reducing swath width.
- **Application**-Applications should not be made at a height greater than 10 feet above the top of the largest plants unless a greater height is required for aircraft safety. Making applications at the lowest height that is safe reduces exposure of droplets to evaporation and wind.

**Swath Adjustment:** When applications are made with a crosswind, the swath will be displaced downwind. Therefore, on the up and downwind edges of the field, the applicator must compensate for this displacement by adjusting the path of the aircraft upwind. Swath adjustment distance should increase, with increasing drift potential (higher wind, smaller drops, etc.).

**Wind:** Drift potential is lowest between wind speeds of 2-10 mph. However, many factors, including droplet size and equipment type determine drift potential at any given speed. Application should be avoided below 2 mph due to variable wind direction and high inversion potential. Note: Local terrain can

influence wind patterns. Every applicator should be familiar with local wind patterns and how they affect drift.

**Temperature and Humidity:** When making applications in low relative humidity, set up equipment to produce larger droplets to compensate for evaporation. Droplet evaporation is most severe when conditions are both hot and dry.

**Temperature Inversions:** Applications should not occur during a local temperature inversion, because drift potential is high. Temperature inversions restrict vertical air mixing, which causes small suspended droplets to remain in a concentrated cloud. This cloud can move in unpredictable directions due to the light variable winds common during inversions. Temperature inversions are characterized by increasing temperatures with altitude and are common on nights with limited cloud cover and light to no wind. They begin to form as the sun sets and often continue into the morning. Their presence can be indicated by ground fog; however, if fog is not present, inversions can also be identified by the movement of smoke from a ground source or an aircraft smoke generator. Smoke that layers and moves laterally in a connected cloud (under low wind conditions) indicates an inversion, while smoke that moves upwards and rapidly dissipates indicates good vertical air mixing.

**Sensitive Areas:** The pesticide should only be applied when the potential for drift to adjacent sensitive areas (e.g., residential areas, bodies of water, known habitat for threatened or endangered species, non-target crops) is minimal (e.g., when wind is blowing away from the sensitive areas).

## Mixing Instructions

### Vista Alone

Fill spray tank with water equal to 1/2 to 3/4 of the required spray volume. Add the required amount of Vista, then finish filling the tank. Provide sufficient agitation during mixing and application to maintain a uniform emulsion.

### Tank Mixing

This product may be applied in tank mix combination with labeled rates of other products provided (1) the tank mix product is labeled for the timing and method of application for the use site to be treated; and (2) tank mixing is not prohibited by the label of the tank mix product.

### Tank Mixing Precautions:

- Read carefully and follow all applicable use directions, precautions, and limitations on the respective product labels.
- Do not exceed recommended application rates. Do not tank mix with another pesticide product that contains the same active ingredient as this product unless the label of either tank mix partner specifies the maximum dosages that may be used.
- For other products packaged in water soluble packaging, do not tank mix with products containing boron or mix in equipment previously used to apply a product mixture containing boron unless the tank and spray equipment has been adequately cleaned. (See instructions for Sprayer Clean-Out.)
- Always perform a (jar) test to ensure the compatibility of products to be used in tank mixture.
- Undiluted Vista and 2,4-D amine concentrates are not compatible and cannot be mixed together in the same supply tank when using injection equipment. Combinations of Vista and 2,4-D ester are compatible for this purpose.

**Tank Mix Compatibility Testing:** A jar test is recommended prior to tank mixing to ensure compatibility of Vista and other pesticides. Use a clear glass quart jar with lid and mix the tank mix ingredients in their relative proportions. Invert the jar containing the mixture several times and observe the mixture for approximately 1/2 hour. If the mixture balls-up, forms flakes, sludges, jels, oily films or layers, or other precipitates, it is not compatible and the tank mix combination should not be used.

### Tank Mixing Instructions

Fill spray tank with water to 1/4 to 1/3 of the required spray volume. Start agitation. Add different formulation types in the order indicated, allowing time for complete mixing and dispersion after addition of each.

1. Add dry flowables; wettable powders; aqueous suspensions, flowables or liquids.
2. Maintain agitation and fill spray tank to 3/4 of total spray volume and then add Vista and other emulsifiable concentrates and any solutions.

Finish filling the spray tank. Maintain continuous agitation during mixing, final filling and throughout application. If spraying and agitation must be stopped before the spray tank is empty, the materials may settle to the bottom. Settled materials must be resuspended before spraying is resumed. A sparger agitator is particularly useful for this purpose. Settled material may be more difficult to resuspend than when originally mixed.

### Sprayer Cleanup

To avoid injury to or exposure of nontarget crops, thoroughly clean and drain spray equipment used to apply this product after use. Cleaning should occur as soon as possible after application. Spray equipment should be cleaned by the following procedure:

1. Drain any remaining spray mixture from the spray tank and dispose of according to label disposal instructions.
2. Hose down the interior surfaces of the tank. Flush tank, hoses, boom, and nozzles with clean water for 10 minutes. Fill the tank with water and recirculate for 15 minutes. Spray part of the mixture through the hoses, boom, and nozzles and drain the tank. All rinse water must be disposed of in compliance with local, state, and federal guidelines.
3. Remove the nozzles and screens and clean separately.
4. If the spray equipment will be used on crops other than those labeled for this product, repeat steps 1 and 2 and thoroughly wash the outside of spray tank and the boom.

## Application Instructions

### Application Timing

Apply to actively growing weeds. Extreme growing conditions such as drought or near freezing temperatures prior to, at and following time of application may reduce weed control and increase the risk of non-target plant injury. **Only weeds that are emerged at the time of application will be affected.** Foliage that is wet at the time of application may decrease control. Applications of Vista are rain-fast within 1 hour after application.

### Effect of Temperature on Herbicidal Activity

Herbicidal activity of Vista is influenced by weather conditions. Optimum activity requires active plant growth. The temperature range for optimum herbicidal activity is 55°F to 85°F. Reduced activity will occur when temperature is below 45°F. Frost before application (3 days) or shortly after (3 days) may reduce weed control.

### Application Rate Ranges

Generally, application rates at the lower end of the recommended rate range will be satisfactory for young, succulent growth of sensitive weed species. For less sensitive species, perennials, and under conditions where control is more difficult (plant stress conditions such as drought or extreme temperatures, dense weed stands and/or larger weeds) the higher rates within the rate range will be needed. Weeds growing in the absence of competition from other vegetation generally require higher rates to obtain satisfactory control or suppression.



**Spray Coverage**

Apply in a spray volume of 3 or more gallons per acre by air or 5 or more gallons per acre by air or ground equipment. Do not exceed 40 gallons per acre total spray volume. Use sufficient spray volume to provide thorough coverage and a uniform spray pattern. Inadequate spray volume and coverage may result in decreased weed control. As canopy and weed density increase, spray volume should be increased to obtain equivalent weed control. Use larger nozzle tips or decrease spraying speed to increase spray volume rather than increasing boom pressure. Refer to manufacturer's recommendations for information on relationships between spray volume, and nozzle size and arrangement.

**Spot Treatments**

Spot treatments may be applied with a calibrated boom or with hand sprayers according to directions provided below.

**Hand-Held Sprayers:** Hand-held or backpack sprayers may be used for spot applications of Vista if care is taken to apply the spray uniformly and at a rate equivalent to a broadcast application. Application rates in the table are based on an area of 1,000 sq ft. The amount of Vista (fl oz or ml) in the table should be mixed with 1 gallon or more of water and applied to an area of 1,000 sq ft. To calculate the amount of product required for larger areas, multiply the table value (fl oz or ml) by the area to be treated in "thousands" of square feet, e.g., if the area to be treated is 3,500 sq ft, multiply the table value by 3.5 (Calculation: 3,500 ÷ 1,000 = 3.5). An area of 1000 sq ft is approximately 10.5 X 10.5 yards (strides) in size.

Amount of Vista to Equal Specified Broadcast Rate (Mix with 1 Gallon or More of Water and Apply to 1,000 sq ft)				
2/3 pt/acre	1 pt/acre	1 1/3 pt/acre	2 pt/acre	2 2/3 pt/acre
0.25 fl oz (7.25 ml)	0.37 fl oz (11 ml)	0.5 fl oz (14.5 ml)	0.74 fl oz (22 ml)	1.0 fl oz (30 ml)

† 1 fl oz = 29.6 (30) ml

**Weeds Controlled or Suppressed**

(Numbers in parentheses (-) refer to footnotes):

Weeds Controlled			Weeds Suppressed (3)
2/3 - 1 1/3 pt/acre	1 1/3 pt/acre	2 2/3 pt/acre	2 2/3 pt/acre
bedstraw (cleavers) common purslane hairy buttercup hemp dogbane kochia (1), (2), (4) marshelder (2) sericea lespedeza (2) tropic croton	chickweed cocklebur coffeeweed, common ragweed curly dock cutleaf primrose dandelion dogfennel grape species horseweed morningglory prickly lettuce puncturevine stinging nettle sunflower vetch velvetleaf venice mallow western ragweed white clover white cockle	blackberry catsear giant ragweed goldenrod henbane hop clover horsenettle ironweed lantana musk thistle spotted knapweed wild carrot	buckhorn plantain Carolina geranium common mallow common mullein cudweed field bindweed field horsetail field pennycress knotweed leafy spurge mustard narrowleaf plantain nightshade species spiny amaranth wild buckwheat yellow thistle

- (1) Includes herbicide tolerant or resistant biotypes.
- (2) Use the higher rate in the range to control these weeds.
- (3) Suppression is expressed as a reduction in weed competition (reduction population or vigor) as compared to untreated areas. The degree of weed control and duration of effect may vary with weed size, density, application rate, coverage, and growing conditions before, during and after treatment.
- (4) The addition of a methylated seed oil surfactant (i.e. MSO or ESO) at the rate of 1-2 quarts per acre is recommended for control of kochia. For kochia infestations with larger plants at more advanced growth stages, increasing the rate of Vista herbicide to 1.5 to 2.0 pints or the addition of 1-2 quarts per acre of 2,4-D along with the 1-2 quarts per acre of methylated seed oil will improve control.

## Specific Use Directions

### Rangeland and Permanent Grass Pastures

**General:** Broadcast apply Vista<sup>®</sup> herbicide as a single treatment or as sequential postemergence treatment using ground or aerial application equipment. Vista may be applied in tank mix combination with other foliar-applied herbicides labeled for use on rangeland and permanent pastures to control additional weeds and woody plants. Read and follow applicable use directions, precautions and limitations on each product label. Refer to the General Information section of this label for application instructions, including application timing, effect of temperature on herbicidal activity, application rate ranges, spray coverage, instructions for spot application and tank mixing.

**Application Timing and Weeds Controlled or Suppressed:** Apply as a broadcast treatment when weeds are actively growing, but prior to flower bud stage of weed growth. Use a total spray volume of 10 or more gallons per acre for ground broadcast or 3 or more gallons per acre by air. Only weeds emerged at the time of application will be controlled.

**Tank-mixtures:** For control of additional weeds and woody plants, Vista may be tank-mixed with either Remedy<sup>®</sup> herbicide or Tordon 22K herbicide at the indicated application rates.

Products in Tank Mix	Application Rates	Additional Weeds/Brush Controlled	
Vista + Remedy	1/2 pt/acre + 9 fl oz/acre	buttercup, hairy croton dogbane, hemp kochia lespedeza, sericea	marshelder ragweeds sunflower thistle, musk vetch
Vista + Remedy	2/3 pt/acre + 3/4 pt/acre	dandelion dock, curly dogfennel goldenrod	horseweed ironweed lantana plantain
Vista + Remedy	1 pt/acre + 1 pt/acre	blackberry rose, multiflora	tropical soda apple wax myrtle persimmon

19/24

Vista Tordon 22K	2/3 pt/acre + 1/2 pt/acre	bindweed, field broomweed, annual buttercup, hairy cocklebur croton dogfennel goldenrod dogbane, hemp horsenettle horsetweed	kochia lespedeza, sericea marshelder mullein ragweeds sneezeweed, bitter sunflower thistle, musk vetch
Vista Tordon 22K	1 1/3 pt/acre + 1 pt/acre	blackberry locust plum, wild prickly pear cactus	rose, Cherokee rose, Macartney rose, multiflora sumac

**Restrictions:**

- **Grazing and harvest restrictions** : There are no grazing restrictions for lactating or non-lactating dairy animals. Meat animals must be withdrawn from treated forage at least 2 days before slaughter. Do not harvest grass for hay or silage from treated areas within 7 days of application.
- **Plant -back restriction**: Only forage grasses, wheat, barley, oats, field corn, sweet corn and grain sorghum may be planted in treated fields within 120 days following application of Vista.
- **Vista may injure or kill legumes**. Do not apply if the injury to legumes cannot be tolerated. Legumes may be less sensitive to herbicide injury after plant growth is mature and seed has set.
- **Maximum Application Rate** : Do not apply more than 2 2/3 pints of Vista per acre per year.

**Non-Cropland and Pine Plantations**

(Including industrial sites, non-irrigation ditch banks, and rights-of-way such as electrical power lines, communication lines, pipelines, roadsides and railroads including grazed areas within these sites)

**Precautions for Use in Pine Plantations:**

Do not apply Vista to pine plantations as an over-the-top broadcast treatment during active terminal growth (from budbreak until seasonal terminal growth has hardened off and over-wintering buds have formed). Directed spray applications may be made to pines during periods of active growth, but care should be taken to avoid spray contact with actively growing foliage.

Do not apply Vista in tank mix combination to pines unless the tank mix product is labeled for weed or brush control in pines by the application method being employed.

Apply at the broadcast rate of 2/3 to 2 2/3 pints per acre when weeds are small and/or actively growing. Split applications of Vista herbicide may be made during a single year, provided the total amount of Vista applied does not exceed the maximum-labeled rate of 2 2/3 pints per acre. See listing of Weeds Controlled or Suppressed at end of General Information Section.

Spot treatments should be applied at rates and spray volumes equivalent to broadcast application. See instructions for "Spot Application" above.

**Brush Control:** Vista may be tank-mixed with Garlon® 4 herbicide, Garlon 3A herbicide, Accord® SP herbicide, Tordon® K herbicide or Tordon 101M herbicide at indicated rates to increase control of pine species, shingle oak, red maple, red oak and other woody species.

Products in Tank Mix	Application Rates	Woody Plants Controlled
Vista Garlon 4	32 - 42 fl oz + 2 - 3 qt/acre	bay species black cherry dogwood water oak willow oak
Vista plus Garlon 3A	32 - 42 fl oz + 3 - 4 qt/acre	bay species black cherry dogwood water oak willow oak
Vista plus Garlon 3A Tordon 101M	32 - 42 fl oz + 2 - 4 qt/acre + 4 - 8 qt/acre	pine species red maple red oak shingle oak Virginia pine water oak
Vista plus Garlon 3A Tordon K	32 - 42 fl oz + 4 qt/acre + 2 qt/acre	pine species red maple red oak shingle oak Virginia pine water oak
Vista plus Accord SP	32 - 42 fl oz + 4 - 6 qt/acre	dogwood gallberry pines wax myrtle

### **Use Directions for Control of Annual and Perennial Broadleaf Weeds in Established Turf**

#### **General Information**

Vista<sup>®</sup> herbicide is a selective postemergence product for control of annual and perennial broadleaf weeds in established turf, including residential lawns, golf courses, sports fields, sod farms and around commercial buildings and other commercial turf areas.

#### **Vista is recommended for use on the following established turfgrass species:**

(Numbers in parentheses (-) refer to footnotes below)

<b>Common Name</b>	<b>Scientific Name</b>
bentgrass (1)	<i>Agrostis</i> species
bluegrass, Kentucky	<i>Poa pratensis</i>
fescue, chewing	<i>Festuca rubra</i> var. <i>commutata</i>
fescue, creeping red	<i>Festuca rubra</i>
fescue, sheeps	<i>Festuca ovina</i>
fescue, tall	<i>Festuca arundinaceae</i>
ryegrass, perennial	<i>Lolium perenne</i>

**Established Warm Season Turf Grasses (2)**

<b>Common Name</b>	<b>Scientific Name</b>
bahiagrass	<i>Paspalum notatum var. sauræ parodi</i>
Bermudagrass (1)	<i>Cynodon dactylon</i>
centipedegrass	<i>Eremochloa ophiuroides</i>
zoysiagrass	<i>Zoysia japonica</i>
zoysiagrass	<i>Zoysia tenuifolia</i>
St. Augustinegrass (1)	<i>Stenotaphrum secundatum</i>
fescue, tall (growing in warm season areas)	<i>Festuca arundinaceae</i>

- (1) Use Vista on these species only at the 2/3 pint/acre rate and only if some injury can be tolerated.
- (2) Use no more than 1-1/3 pint/acre on warm season turf species unless some injury can be tolerated.

**Key Weeds Controlled or Suppressed and Application Rates:**

<b>Weeds Controlled</b>	<b>Application Rate<sup>†</sup></b>	
	<b>(pt/acre)</b>	<b>(fl oz/1000 sq ft)</b>
bedstraw, catchweed deadnettle, purple purslane, common	2/3 – 1	0.25 – 0.38
bindweed, field buttonweed, Virginia chickweed clover, white ivy, ground medic, black speedwell, slender velvetleaf woodsorrel, common	1 – 1 1/3	0.38 – 0.5
dandelion, common henbit knotweed, prostrate matchweed plantain, buckhorn plantain, broadleaf	2 1/2	0.9
Veronica species (suppression only)	1 – 2 1/2	0.38 – 0.9

<sup>†</sup> Generally, application rates at the lower end of the recommended rate range will be satisfactory for young, succulent growth of sensitive weed species. For less sensitive species, perennials, and other conditions where control is more difficult (plant stress conditions such as drought or extreme temperatures, dense weed stands and/or larger weeds) the higher rates within the rate range will be needed. Weeds growing in the absence of competition from other vegetation generally require higher rates to obtain satisfactory control or suppression.

**Use Precautions and Restrictions**

- For use of Vista on a turf species not recommended on this label, the user may determine the suitability for such uses by treating a small area at a recommended rate. Prior to treatment of larger areas, the treated area should be observed for any sign of herbicidal injury during 30 days of normal growing conditions to determine if the treatment is safe to the target turf species. The user assumes the responsibility for any plant damage or other liability resulting from use of Vista on turf species not recommended on this label.
- Do not use Vista on golf course putting greens or tees.
- Do not allow sprays of Vista to contact exposed suckers or exposed roots of shallow rooted trees and shrubs or injury may occur.

- To minimize the potential for grass injury, additional applications should not be made within 4 weeks of a previous application.
- **Maximum Application Rate:** Do not apply more than 2 1/2 pints per acre of Vista per year.
- This product should be used strictly in accordance with the drift and run-off precautions on this label in order to minimize off-site exposure.
- Under some conditions, this product may have a potential to run-off to surface water or adjacent land. Where possible, use methods which reduce soil erosion, such as no-till, limited till and contour plowing; these methods also reduce pesticide run-off. Where feasible, use application techniques such as T-banding, and in-furrow techniques which incorporate the pesticide into the soil. Use of vegetation filter strips is recommended along rivers, creeks, streams, wetlands, etc or on the downhill side of fields where run-off could occur to minimize water runoff.
- Low humidity and high temperatures increase the evaporation rate of spray droplets and therefore the likelihood of increased spray drift. Avoid spraying during conditions of low humidity and /or high temperatures.

## Mixing Instructions

### Vista Alone

Fill spray tank with water equal to 1/2 to 3/4 of the required spray volume. Add the required amount of Vista, then finish filling the tank. Provide sufficient agitation during mixing and application to maintain a uniform emulsion.

### Tank Mixes

To control additional weeds, Vista may be tank mixed with labeled rates of other herbicides labeled for postemergence use on turfgrasses. Refer to the label of the tank mix product for applicable use directions, precautions, and restrictions before use.

### Tank Mixing Precautions:

- Read carefully and follow all applicable use directions, precautions, and limitations on the respective product labels.
- Do not exceed recommended application rates. Do not tank mix with another pesticide product that contains the same active ingredient as this product unless the label of either tank mix partner specifies the maximum dosages that may be used.
- For other products packaged in water soluble packaging, do not tank mix with products containing boron or mix in equipment previously used to apply a product mixture containing boron unless the tank and spray equipment has been adequately cleaned. (See instructions for Sprayer Clean-Out.)
- Always perform a (jar) test to ensure the compatibility of products to be used in tank mixture.
- Undiluted Vista and 2,4-D amine concentrates are not compatible and cannot be mixed together in the same supply tank when using injection equipment. Combinations of Vista and 2,4-D ester are compatible for this purpose.

**Tank Mix Compatibility Testing:** A jar test is recommended prior to tank mixing to ensure compatibility of Vista and other pesticides. Use a clear glass quart jar with lid and mix the tank mix ingredients in their relative proportions. Invert the jar containing the mixture several times and observe the mixture for approximately 1/2 hour. If the mixture balls-up, forms flakes, sludges, jels, oily films or layers, or other precipitates, it is not compatible and the tank mix combination should not be used.

### Tank Mixing Instructions

Fill spray tank with water to 1/4 to 1/3 of the required spray volume. Start agitation. Add different formulation types in the order indicated, allowing time for complete mixing and dispersion after addition of each.

1. Add dry flowables; wettable powders; aqueous suspensions, flowables or liquids.
2. Maintain agitation and fill spray tank to 3/4 of total spray volume and then add Vista and other emulsifiable concentrates and any solutions.

Finish filling the spray tank. Maintain continuous agitation during mixing, final filling and throughout application. If spraying and agitation must be stopped before the spray tank is empty, the materials may settle to the bottom. Settled materials must be resuspended before spraying is resumed. A sparger agitator is particularly useful for this purpose. Settled material may be more difficult to resuspend than when originally mixed.

## Application Instructions

### Application Timing

For best results apply Vista when weeds are small and actively growing. Extreme growing conditions such as drought or near freezing temperatures prior to, at, and following time of application may reduce weed control. Broadleaf weed species germinate at different times. **Only weeds that are emerged at the time of application will be affected.** If foliage is wet at the time of application, control may be decreased. This product becomes rainfast within 1 hour after application.

Apply only to turfgrasses that are well established. Newly seeded turf should have received two or three mowings before application of Vista.

### Application

Vista may be applied turf as a ground broadcast treatment or spot treatment. Apply at the rate of 2/3 to 2 1/2 pints per acre. Use calibrated equipment designed to provide uniform coverage. Avoid overlapping of the spray pattern that could result in higher than recommended application rates.

**Standard Volume Broadcast Application:** Apply in 20 or more gallons of total spray volume per acre (0.5 or more gallons spray per 1000 square feet). Use higher application volumes in situations where complete and uniform application must be assured, i.e., when Vista is tank mixed with foliar fertilizers. If required, spray volumes up to 200 gallons per acre may be used.

**Low Volume Application:** Apply in 5 to 20 gallons of total spray mix per acre (1/8 to 1/2 gallon spray per 1,000 square feet). Use low pressure and application equipment capable of delivering a uniform spray droplets. To improve spray coverage, the addition of a non-ionic surfactant at a rate of 1/4 to 1/2 pint per acre is suggested. Use the higher rate of surfactant for lower rates of Vista and lower spray volumes.

### Spot Treatments and/or Handheld Sprayers

Spot treatments should be applied at rates equivalent to broadcast applications.

**Hand-Held Sprayers:** Hand-held or backpack sprayers may be used for spot applications of Vista if care is taken to apply the spray uniformly and at a rate equivalent to a broadcast application. Application rates in the table are based an area of 1,000 sq ft. The amount of Vista (fl oz or ml) in the table should be mixed with 1 gallon or more of water and applied to an area of 1,000 sq ft. To calculate the amount of product required for larger areas, multiply the table value (fl oz or ml) by the area to be treated in "thousands" of square feet, e.g., if the area to be treated is 3,500 sq ft, multiply the table value by 3.5 (Calculation:  $3,500 \div 1,000 = 3.5$ ). An area of 1000 sq ft is approximately 10.5 X 10.5 yards (strides) in size.

<b>Amount of Vista to Equal Specified Broadcast Rate (Mix with 1 Gallon or More of Water and Apply to 1,000 sq ft)</b>				
<b>2/3 pt/acre</b>	<b>1 pt/acre</b>	<b>1 1/3 pt/acre</b>	<b>2 pt/acre</b>	<b>2 1/2 pt/acre</b>
0.25 fl oz (7.25 ml)	0.37 fl oz (11 ml)	0.5 fl oz (14.5 ml)	0.74 fl oz (22 ml)	0.92 fl oz (28 ml)

<sup>†</sup>1 fl oz = 29.6 (30) ml

---

### **Terms and Conditions of Use**

If terms of the following Warranty Disclaimer, Inherent Risks of Use, and Limitation of Remedies are not acceptable, return unopened package at once to the seller for a full refund of purchase price paid. Otherwise, use by the buyer or any other user constitutes acceptance of the terms under Warranty Disclaimer, Inherent Risks of Use and Limitations of Remedies.

---

### **Warranty Disclaimer**

Dow AgroSciences warrants that this product conforms to the chemical description on the label and is reasonably fit for the purposes stated on the label when used in strict accordance with the directions, subject to the inherent risks set forth below. Dow AgroSciences **MAKES NO OTHER EXPRESS OR IMPLIED WARRANTY OF MERCHANTABILITY OR FITNESS FOR A PARTICULAR PURPOSE OR ANY OTHER EXPRESS OR IMPLIED WARRANTY.**

---

### **Inherent Risks of Use**

It is impossible to eliminate all risks associated with use of this product. Crop injury, lack of performance, or other unintended consequences may result because of such factors as use of the product contrary to label instructions (including conditions noted on the label, such as unfavorable temperatures, soil conditions, etc.), abnormal conditions (such as excessive rainfall, drought, tornadoes, hurricanes), presence of other materials, the manner of application, or other factors, all of which are beyond the control of Dow AgroSciences or the seller. All such risks shall be assumed by buyer.

---

### **Limitation of Remedies**

The exclusive remedy for losses or damages resulting from this product (including claims based on contract, negligence, strict liability, or other legal theories), shall be limited to, at Dow AgroSciences' election, one of the following:

1. Refund of purchase price paid by buyer or user for product bought, or
2. Replacement of amount of product used.

Dow AgroSciences shall not be liable for losses or damages resulting from handling or use of this product unless Dow AgroSciences is promptly notified of such loss or damage in writing. In no case shall Dow AgroSciences be liable for consequential or incidental damages or losses.

The terms of the Warranty Disclaimer, Inherent Risks of Use and this Limitation of Remedies cannot be varied by any written or verbal statements or agreements. No employee or sales agent of Dow AgroSciences or the seller is authorized to vary or exceed the terms of the Warranty Disclaimer or this Limitation of Remedies in any manner.

®Trademark of Dow AgroSciences LLC  
EPA-Accepted 03-05-2004