

62719-291

1/15/2009

1 of 22



UNITED STATES ENVIRONMENTAL PROTECTION AGENCY
WASHINGTON, D.C. 20460

OFFICE OF
PREVENTION, PESTICIDES AND
TOXIC SUBSTANCES

Dr. Kenneth D. Racke, Ph.D.
Product Registration
Dow AgroScience LLC
9330 Zionsville Road
Indianapolis, IN 46268

JAN 15 2009

SUBJECT: Application for Pesticide Notification (PRN 98-10)
Request General Label Changes
EPA Reg. No. 62719-291
Application Dated January 7, 2008

Dear Registrant:

The Agency is in receipt of your Application for Pesticide Notification under Pesticide Registration Notice (PRN) 98-10 dated 01/07/09 for the above product. The Registration Division (RD) has conducted a review of this request for its applicability under PRN 98-10 and finds that the action(s) requested fall within the scope of PRN 98-10. The label submitted with the application has been stamped "Notification" and will be placed in our records.

If you have any questions, please call me directly at 703-305-6249 or Owen F. Beeder of my staff at 703-308-8899.

Sincerely,

A handwritten signature in black ink, appearing to be "Linda Arrington".

Linda Arrington
Notifications & Minor Formulations Team Leader
Registration Division (7505P)
Office of Pesticide Programs

2 of 27



United States
Environmental Protection Agency
Washington, DC 20460

Registration
 Amendment
 Other

OPP Identifier Number

Application for Pesticide - Section I

1. Company/Product Number Dow AgroSciences/62719-291	2. EPA Product Manager Kimberly A. Nesci	3. Proposed Classification <input checked="" type="checkbox"/> None <input type="checkbox"/> Restricted
4. Company/Product (Name) Dow AgroSciences/Conserve SC Turf and Ornamental	PM# 13	
5. Name and Address of Applicant (Include ZIP Code) Dow AgroSciences LLC 9330 Zionsville Road Indianapolis, IN 46268 <input type="checkbox"/> Check if this is a new address	6. Expedited Review. In accordance with FIFRA Section 3(c)(3) (b)(i), my product is similar or identical in composition and labeling to: NOTIFICATION EPA Reg. No. _____ JAN 15 2009 Product Name _____	

Section - II

<input type="checkbox"/> Amendment - Explain below.	<input type="checkbox"/> Final printed labels in response to Agency letter dated _____
<input type="checkbox"/> Resubmission in response to Agency letter dated _____	<input type="checkbox"/> "Me Too" Application.
<input checked="" type="checkbox"/> Notification - Explain below.	<input type="checkbox"/> Other - Explain below.

Explanation: Use additional page(s) if necessary. (For section I and Section II.)

This notification is consistent with the provisions of PR Notice 98-10 and EPA regulations at 40 CFR 152.46, and no other changes have been made to the labeling or the confidential statement of formula of this product. I understand that it is a violation of 18 U.S.C. Sec. 1001 to willfully make any false statement to EPA. I further understand that if this notification is not consistent with the terms of PR Notice 98-10 and 40 CFR 152.46, this product may be in violation of FIFRA and I may be subject to enforcement action and penalties under sections 12 and 14 of FIFRA.

Section - III

1. Material This Product Will Be Packaged In:				2. Type of Container	
Child-Resistant Packaging <input type="checkbox"/> Yes <input type="checkbox"/> No	Unit Packaging <input type="checkbox"/> Yes <input type="checkbox"/> No	Water Soluble Packaging <input type="checkbox"/> Yes <input type="checkbox"/> No		<input type="checkbox"/> Metal	<input type="checkbox"/> Plastic
				<input type="checkbox"/> Glass	<input type="checkbox"/> Paper
* Certification must be submitted		If "Yes" Unit Packaging wgt.	No. per container	If "Yes" Package wgt.	No. per container
				<input type="checkbox"/> Other (Specify) _____	
3. Location of Net Contents Information <input type="checkbox"/> Label <input type="checkbox"/> Container		4. Size(s) Retail Container		5. Location of Label Directions <input type="checkbox"/>	
6. Manner in Which Label is Affixed to Product <input type="checkbox"/> Lithograph <input type="checkbox"/> Paper glued <input type="checkbox"/> Stenciled			<input type="checkbox"/> Other _____		

Section - IV

1. Contact Point (Complete items directly below for identification of individual to be contacted, if necessary, to process this application.)		
Name Kenneth D. Racke, Ph.D.	Title Regulatory Manager	Telephone No. (include Area Code) (317) 337-4654 (fax: 317-337-4649)
2. Signature 		3. Title Regulatory Manager
4. Typed Name Kenneth D. Racke, Ph.D. (kracke@dow.com)		5. Date January 7, 2009
Certification I certify that the statements I have made on this form and all attachments thereto are true, accurate and complete. I acknowledge that any knowingly false or misleading statement may be punishable by fine or imprisonment or both under applicable law.		6. Date Application Received (Stamped)

308/2E
January 7, 2009



Document Processing Desk (NOTIF)
Office of Pesticide Programs (7504P)
U. S. Environmental Protection Agency
One Potomac Yard
2777 S. Crystal Drive
Arlington, VA 22202

CONSERVE SC TURF AND ORNAMENTAL (A.I. SPINOSAD)
EPA REGISTRATION NUMBER: 62719-291
NOTIFICATION OF MINOR LABEL CHANGE PER PR NOTICE 98-10

Enclosed please find labeling for the notification action of Conserve[®] SC Turf and Ornamental insect control. The following changes have been made by notification:

1. Deleted reference to web site.
2. Ornaments: (1) Corrected spelling of chilli thrips list of pests for use with 0.06 fl oz/gal; (2) added chilli thrips to list of pests for use with 0.1 fl oz/gal.

This notification is consistent with the provisions of PR Notice 98-10 and EPA regulations at 40 CFR 152.46, and no other changes have been made to the labeling or the confidential statement of formula of this product. I understand that it is a violation of 18 U.S.C. Sec. 1001 to willfully make any false statement to EPA. I further understand that if this notification is not consistent with the terms of PR Notice 98-10 and 40 CFR 152.46, this product may be in violation of FIFRA and I may be subject to enforcement action and penalties under sections 12 and 14 of FIFRA.

Contents of Submission

- Transmittal document (this letter)
- Application for Pesticide, EPA Form 8570-1
- Label entitled Conserve SC (T6P/Conserve SC Turf and Ornamental/Notif/01-07-09) (18 Pages plus Registration Notes) (5 Copies)


If you require further information, please contact Cindy Loy, Regulatory Specialist at (317) 337-4655 or Joyce Carroll, Registration Assistant for this product, at (317) 337-4631.

Sincerely,

A handwritten signature in black ink that reads "Cindy Loy".

Kenneth D. Racke, Ph.D.
Regulatory Leader
(317) 337-4654
(317) 337-4649 (FAX)

Enclosures



Conserve[®] SC Turf and Ornamental

EPA Reg. No. 62719-291

Registration Notes:

Source label text based on EPA accepted copy dated August 14, 2008.


Changes by notification:

1. Deleted reference to web site.
2. Ornamentals: (1) Corrected spelling of chilli thrips list of pests for use with 0.06 fl oz/gal; (2) added chilli thrips to list of pests for use with 0.1 fl oz/gal.

[®]Trademark of Dow AgroSciences LLC

NOTIFICATION

JAN 15 2009



(Base label):

Conserve[®] SC Turf and Ornamental

Insect Control

For control of listed pests such as thrips, lepidopterous larvae, foliage feeding worms, fire ants and other listed pests infesting trees, trees and ornamentals, fruiting vegetables, cucurbits, cole crops, leafy and tuberous vegetables, stone fruits, apple and citrus trees, commercial aquatic plants and tree farms or plantations

Group	5	INSECTICIDE
--------------	----------	--------------------

Active Ingredient:
 spinosad (including Spinosyn A and Spinosyn D) 11.6%
 Other Ingredients 88.4%
 Total 100.0%

NOTIFICATION

JAN 15 2009

Contains 1 lb of active ingredient per gallon.

U.S. Patent No. 5,496,931 and 5,362,634

Keep Out of Reach of Children

Precautionary Statements

Personal Protective Equipment (PPE)

Applicators and other handlers must wear:

- Long-sleeved shirt and long pants
- Shoes plus socks

Follow manufacturer's instructions for cleaning/maintaining PPE. If no such instructions for washables, use detergent and hot water. Keep and wash PPE separately from other laundry.

User Safety Recommendations

Users should:

- Wash hands before eating, drinking, chewing gum, using tobacco, or using the toilet.

Environmental Hazards

This product is toxic to bees exposed to treatment for 3 hours following treatment. Do not apply this pesticide to blooming, pollen-shedding or nectar-producing parts of plants if bees may forage on the plants during this time period. This product is toxic to aquatic invertebrates. Do not apply directly to water, to areas where surface water is present, or to intertidal areas below the mean high water mark. Do not contaminate water when cleaning equipment or when disposing of equipment washwaters.

Agricultural Use Requirements

Use this product only in accordance with its labeling and with the Worker Protection Standard, 40 CFR Part 170. Refer to the label booklet under "Agricultural Use Requirements" in the Directions for Use section for information about this standard.

60f22

(Storage and Disposal for rigid containers 5 gal or less)**Storage and Disposal**

Do not contaminate water, food, or feed by storage and disposal.

Pesticide Storage: Store in original container only. Avoid freezing. In case of leak or spill, contain material with absorbent materials and dispose as waste.

Pesticide Disposal: Wastes resulting from the use of this product must be disposed of on site or at an approved waste disposal facility.

Container Handling: Nonrefillable container. Do not reuse or refill this container.

Triple rinse or pressure rinse container (or equivalent) promptly after emptying. **Triple rinse** as follows: Empty the remaining contents into application equipment or a mix tank and drain for 10 seconds after the flow begins to drip. Fill the container 1/4 full with water and recap. Shake for 10 seconds. Pour rinsate into application equipment or a mix tank or store rinsate for later use or disposal. Drain for 10 seconds after the flow begins to drip. Repeat this procedure two more times. **Pressure rinse** as follows: Empty the remaining contents into application equipment or a mix tank and continue to drain for 10 seconds after the flow begins to drip. Hold container upside down over application equipment or mix tank or collect rinsate for later use or disposal. Insert pressure rinsing nozzle in the side of the container, and rinse at about 40 psi for at least 30 seconds. Drain for 10 seconds after the flow begins to drip. Then offer for recycling if available or puncture and dispose of in a sanitary landfill, or by incineration, or by other procedures allowed by state and local authorities.

(Storage and Disposal for refillable rigid containers larger than 5 gal)**Storage and Disposal**

Do not contaminate water, food, or feed by storage and disposal.

Pesticide Storage: Store in original container only. Avoid freezing. In case of leak or spill, contain material with absorbent materials and dispose as waste.

Pesticide Disposal: Wastes resulting from the use of this product must be disposed of on site or at an approved waste disposal facility.

Container Handling: Refillable container. Refill this container with pesticide only. Do not reuse this container for any other purpose.

Cleaning the container before final disposal is the responsibility of the person disposing of the container. Cleaning before refilling is the responsibility of the refiller. To clean the container before final disposal, empty the remaining contents from this container into application equipment or a mix tank. Fill the container about 10% full with water and, if possible, spray all sides while adding water. If practical, agitate vigorously or recirculate water with the pump for two minutes. Pour or pump rinsate into application equipment or rinsate collection system. Repeat this rinsing procedure two more times. Then offer for recycling if available, or puncture and dispose of in a sanitary landfill, or by incineration, or by other procedures allowed by state and local authorities.

(Storage and Disposal for nonrefillable rigid containers larger than 5 gal)**Storage and Disposal**

Do not contaminate water, food, or feed by storage and disposal.

Pesticide Storage: Store in original container only. Avoid freezing. In case of leak or spill, contain material with absorbent materials and dispose as waste.

Pesticide Disposal: Wastes resulting from the use of this product must be disposed of on site or at an approved waste disposal facility.

Container Handling: Nonrefillable container. Do not reuse or refill this container.

Triple rinse or pressure rinse container (or equivalent) promptly after emptying. **Triple rinse** as follows: Empty the remaining contents into application equipment or a mix tank. Fill the container 1/4 full with water. Replace and tighten closures. Tip container on its side and roll it back and forth, ensuring at least one complete revolution, for 30 seconds. Stand the container on its end and tip it back and forth several times. Turn the container over onto its other end and tip it back and forth several times. Empty the rinsate into application equipment or a mix tank or store rinsate for later use or disposal. Repeat this procedure two more times. **Pressure rinse** as follows: Empty the remaining contents into application

7 of 22

equipment or a mix tank and continue to drain for 10 seconds after the flow begins to drip. Hold container upside down over application equipment or mix tank or collect rinsate for later use or disposal. Insert pressure rinsing nozzle in the side of the container, and rinse at about 40 psi for at least 30 seconds. Drain for 10 seconds after the flow begins to drip. Then offer for recycling if available, or puncture and dispose of in a sanitary landfill, or by incineration, or by other procedures allowed by state and local authorities.

Refer to label booklet for Directions for Use.

Notice: Read the entire label. Use only according to label directions. **Before using this product, read Warranty Disclaimer, Inherent Risks of Use, and Limitation of Remedies at end of label booklet. If terms are unacceptable, return at once unopened.**

In case of emergency endangering health or the environment involving this product, call 1-800-992-5994.

Shake Well Before Use – Avoid Freezing


EPA Reg. No. 62719-291

EPA Est. _____

®Trademark of Dow AgroSciences LLC

**Produced for
Dow AgroSciences LLC
9330 Zionsville Road
Indianapolis, IN 46268**

Net Contents ____



(Label booklet cover):

Conserve® SC Turf and Ornamental

Insect Control

For control of listed pests such as thrips, lepidopterous larvae, foliage feeding worms, fire ants and other listed pests infesting trees, trees and ornamentals, fruiting vegetables, cucurbits, cole crops, leafy and tuberous vegetables, stone fruits, apple and citrus trees, commercial aquatic plants and tree farms or plantations

Active Ingredient:

spinosad (including Spinosyn A and Spinosyn D)	11.6%
Other Ingredients	88.4%
Total	100.0%

Contains 1 lb of active ingredient per gallon.

U.S. Patent No. 5,496,931 and 5,362,634

Keep Out of Reach of Children

Agricultural Use Requirements

Use this product only in accordance with its labeling and with the Worker Protection Standard, 40 CFR Part 170. Refer to the label booklet under "Agricultural Use Requirements" in the Directions for Use section for information about this standard.

Refer to inside of label booklet for additional precautionary information including Directions for Use.

Notice: Read the entire label. Use only according to label directions. **Before using this product, read Warranty Disclaimer, Inherent Risks of Use, and Limitation of Remedies at end of label booklet. If terms are unacceptable, return at once unopened.**

In case of emergency endangering health or the environment involving this product, call 1-800-992-5994.

Shake Well Before Use – Avoid Freezing

EPA Reg. No. 62719-291

®Trademark of Dow AgroSciences LLC

**Produced for
Dow AgroSciences LLC
9330 Zionsville Road
Indianapolis, IN 46268**

EPA Est. _____

Net Contents _____

(Page 1 through end):

Precautionary Statements

Personal Protective Equipment (PPE)

Applicators and other handlers must wear:

- Long-sleeved shirt and long pants
- Shoes plus socks

Follow manufacturer's instructions for cleaning/maintaining PPE. If no such instructions for washables, use detergent and hot water. Keep and wash PPE separately from other laundry.

User Safety Recommendations

Users should:

- Wash hands before eating, drinking, chewing gum, using tobacco, or using the toilet.

Environmental Hazards

This product is toxic to bees exposed to treatment for 3 hours following treatment. Do not apply this pesticide to blooming, pollen-shedding or nectar-producing parts of plants if bees may forage on the plants during this time period. This product is toxic to aquatic invertebrates. Do not apply directly to water, to areas where surface water is present, or to intertidal areas below the mean high water mark. Do not contaminate water when cleaning equipment or when disposing of equipment washwaters.

Directions for Use

It is a violation of Federal law to use this product in a manner inconsistent with its labeling. Read all Directions for Use carefully before applying.

Agricultural Use Requirements

Use this product only in accordance with its labeling and with the Worker Protection Standard, 40 CFR Part 170. This Standard contains requirements for the protection of agricultural workers on farms, forests, nurseries, and greenhouses, and handlers of agricultural pesticides. It contains requirements for training, decontamination, notification, and emergency assistance. It also contains specific instructions and exceptions pertaining to the statements on this label about personal protective equipment (PPE), and restricted entry interval. The requirements in this box only apply to uses of this product that are covered by the Worker Protection Standard.

Do not apply this product in a way that will contact workers or other persons, either directly or through drift. Only protected handlers may be in the area during application. For any requirements specific to your state or tribe, consult the agency responsible for pesticide regulation.

Do not enter or allow worker entry into treated areas during the restricted entry interval (REI) of 4 hours.

PPE required for early entry to treated areas that is permitted under the Worker Protection Standard and that involves contact with anything that has been treated, such as plants, soil, or water, is:

- Coveralls
- Chemical-resistant gloves made of any waterproof material
- Shoes plus socks

Non-Agricultural Use Requirements

The requirements in this box apply to uses of this product that are NOT within the scope of the Worker Protection Standard for agricultural pesticides (40 CFR Part 170). The WPS applies when this product is used to produce agricultural plants in nurseries, greenhouses, and on sod and seed farms.

10a22

- Adults, children, and pets should not contact treated surfaces until the spray has dried.

Storage and Disposal

Do not contaminate water, food or feed by storage and disposal.

Pesticide Storage: Store in original container only. Avoid freezing. In case of leak or spill, contain material with absorbent materials and dispose as waste.

Pesticide Disposal: Wastes resulting from the use of this product must be disposed of on site or at an approved waste disposal facility.

Nonrefillable containers 5 gallons or less:

Container Handling: Nonrefillable container. Do not reuse or refill this container.

Triple rinse or pressure rinse container (or equivalent) promptly after emptying. **Triple rinse** as follows: Empty the remaining contents into application equipment or a mix tank and drain for 10 seconds after the flow begins to drip. Fill the container 1/4 full with water and recap. Shake for 10 seconds. Pour rinsate into application equipment or a mix tank or store rinsate for later use or disposal. Drain for 10 seconds after the flow begins to drip. Repeat this procedure two more times. **Pressure rinse** as follows: Empty the remaining contents into application equipment or a mix tank and continue to drain for 10 seconds after the flow begins to drip. Hold container upside down over application equipment or mix tank or collect rinsate for later use or disposal. Insert pressure rinsing nozzle in the side of the container, and rinse at about 40 psi for at least 30 seconds. Drain for 10 seconds after the flow begins to drip. Then offer for recycling if available or puncture and dispose of in a sanitary landfill, or by incineration, or by other procedures allowed by state and local authorities.

Refillable containers 5 gallons or larger:

Container Handling: Refillable container. Refill this container with pesticide only. Do not reuse this container for any other purpose.

Cleaning the container before final disposal is the responsibility of the person disposing of the container. Cleaning before refilling is the responsibility of the refiller. To clean the container before final disposal, empty the remaining contents from this container into application equipment or a mix tank. Fill the container about 10% full with water and, if possible, spray all sides while adding water. If practical, agitate vigorously or recirculate water with the pump for two minutes. Pour or pump rinsate into application equipment or rinsate collection system. Repeat this rinsing procedure two more times. Then offer for recycling if available, or puncture and dispose of in a sanitary landfill, or by incineration, or by other procedures allowed by state and local authorities.

Nonrefillable containers 5 gallons or larger:

Container Handling: Nonrefillable container. Do not reuse or refill this container.

Triple rinse or pressure rinse container (or equivalent) promptly after emptying. **Triple rinse** as follows: Empty the remaining contents into application equipment or a mix tank. Fill the container 1/4 full with water. Replace and tighten closures. Tip container on its side and roll it back and forth, ensuring at least one complete revolution, for 30 seconds. Stand the container on its end and tip it back and forth several times. Turn the container over onto its other end and tip it back and forth several times. Empty the rinsate into application equipment or a mix tank or store rinsate for later use or disposal. Repeat this procedure two more times. **Pressure rinse** as follows: Empty the remaining contents into application equipment or a mix tank and continue to drain for 10 seconds after the flow begins to drip. Hold container upside down over application equipment or mix tank or collect rinsate for later use or disposal. Insert pressure rinsing nozzle in the side of the container, and rinse at about 40 psi for at least 30 seconds. Drain for 10 seconds after the flow begins to drip. Then offer for recycling if available, or puncture and dispose of in a sanitary landfill, or by incineration, or by other procedures allowed by state and local authorities.

General Information

Conserve® SC Turf and Ornamental insect control, a fermentation-derived insect control agent, is for

110422

control of listed pests such as thrips, lepidopterous larvae, foliage feeding worms, and fire ants and other listed pests infesting turfgrass, trees and ornamentals, fruiting vegetables, cucurbits, cole crops, leafy and tuberous vegetables, stone fruits, apple and citrus trees, commercial aquatic plants and tree farms or plantations.

General Use Precautions

- Do not treat pets.
- Do not graze livestock in treated areas.
- Do not feed treated grass cuttings (hay) or seed screenings to livestock or use hay for livestock bedding.
- Do not apply directly to fish pools and other bodies of water that may contain fish.
- Conserve SC may be applied through properly equipped sprinkler irrigation systems in the following crops: field grown gladiolus produced for cut flowers, field grown roses, field grown Dutch iris, and field grown delphinium. Do not apply this product by chemigation to any other crop except as specified on Dow AgroSciences supplemental labeling. Do not apply to the above listed crop(s) through any other type of irrigation system.
- Conserve SC may be aerially applied to commercially grown ornamentals only. Do not aerially apply this product to any other crop except as specified on Dow AgroSciences approved supplemental labeling.

Integrated Pest Management (IPM) Programs

Conserve SC is recommended for IPM programs in labeled crops. Other than reducing the target pest species as a food source, Conserve SC does not have a significant impact on certain parasitic insects or the natural predaceous arthropod complex in treated crops including ladybird beetles, lacewings, minute pirate bugs, and predatory mites. The feeding activities of these beneficials will aid in natural control of other arthropod pests and reduce the likelihood of secondary pest outbreaks. If Conserve SC is tank mixed with any insecticide that reduces its selectivity in preserving beneficial insects, the full benefit of Conserve SC in an IPM program may be reduced.

Insecticide Resistance Management (IRM) for Greenhouses

Conserve SC contains spinosad, a Group 5 insecticide. Insect/mite biotypes with acquired resistance to Group 5 insecticides may eventually dominate the insect/mite population if Group 5 insecticides are used repeatedly in the same field or area, or in successive years as the primary method of control for targeted species. This may result in partial or total loss of control of those species by Conserve SC or other Group 5 insecticides. Currently, only spinetoram and spinosad active ingredients are classified as Group 5 insecticides. These two insecticide active ingredients share a common mode of action and must not be rotated with each other for control of pests listed on this label. Spinetoram and spinosad may be rotated with all other labeled insecticide active ingredients.

To delay development of insecticide resistance in greenhouses, the following practices are recommended:

- Carefully follow the specific label guidelines within the use directions sections of this label, especially in regard to IRM recommendations.
- Avoid use of the same active ingredient or mode of action (same insecticide group) on consecutive generations of the target pest. However, repeated applications to reduce a single generation are acceptable. Treat the next generation with a different active ingredient that has a different mode of action or use no treatment for the next generation.
- Avoid using less than labeled rates of any insecticide or miticide when applied alone or in tank mixtures.
- Applications should be targeted against early developmental stages of the pest whenever possible.
- Contact your local extension specialist or the state agricultural experiment station for IRM programs in your area.
- If possible, include multiple tactics (e.g., cultural or biological controls) when using IPM programs.

Requirements for Use of Conserve SC in Greenhouses¹ and for Commercial Production of Herbaceous (Non-Woody) Ornamentals in Nurseries¹

12 of 22

¹A greenhouse is defined as a structure or space enclosed with a nonporous covering inside which plants are produced. A nursery is defined as a facility engaged in the outdoor production of plants.

- Regardless of the crop or pest being treated (excluding thrips, leafminers, spider mites and/or diamondback moths), do not apply Conserve SC more than 10 times in a 12-month period inside a greenhouse or a structure that can be altered to be closed or open. If Conserve SC is used for thrips, leafminer, spider mite and/or diamondback moth control, do not apply Conserve SC more than 6 times in a 12-month period inside a greenhouse or a structure that can be altered to be closed or open regardless if other insect pests are also being treated. It is a violation of federal law to use this product in a manner inconsistent with its labeling.
- For areas of commercial production of herbaceous (non-woody) ornamentals in nurseries (including plant propagation beds), do not apply Conserve SC more than 10 times in a 12-month period per crop regardless of the pest being treated (excluding thrips, leafminers, spider mites and/or diamondback moths). If Conserve SC is used in areas of commercial production of herbaceous (non-woody) ornamentals in nurseries (including plant propagation beds) for leafminer, spider mite and/or diamondback moth control, do not apply Conserve SC more than 6 times in a 12-month period per crop regardless if other insect pests are also being treated.
- Because generations of a specific pest may overlap, rotate insecticides and miticides and never apply more than 3 consecutive applications of Conserve SC or products containing the same active ingredient or with the same mode of action (same insecticide group). Use only recommended label rates.
- Make localized area treatments of ornamental plants where pest problems are anticipated or occur rather than general area-wide broadcast treatments.

Mixing

Shake Well Before Use – Avoid Freezing

Mixing Conserve SC Alone: Fill the spray tank with water to about 1/2 of the required spray volume. Start agitation and add the required amount of Conserve SC. Continue agitation while mixing and filling the spray tank to the required spray volume. Maintain sufficient agitation during application to ensure uniformity of the spray mix. Do not allow water or spray mixture to back-siphon into the water source.

Tank Mixing: When tank mixing Conserve SC with other materials, a compatibility test (jar test) using relative proportions of tank mix ingredients should be conducted prior to mixing ingredients in the spray tank. Vigorous, continuous agitation during mixing, filling, and throughout application is required for all tank mixes. Sparger pipe or mechanical agitators generally provide the most effective agitation in spray tanks. To prevent foaming in the spray tank, avoid stirring or splashing air into the spray mixture.

Mixing Order for Tank Mixes: Fill the spray tank with water to 1/4 to 1/3 of the required spray volume. Start agitation. Add different formulation types in the order indicated below, allowing time for complete dispersion and mixing after addition of each product. Allow extra dispersion and mixing time for dry flowable products.

Add different formulation types in the following order:

1. Water dispersible granules and dry flowables
2. Wettable powders
3. Conserve SC and other suspension concentrates

Maintain agitation and fill spray tank to 3/4 of total spray volume. Then add:

4. Emulsifiable concentrates and water-based solutions
5. Spray adjuvants

Finish filling the spray tank. Maintain continuous agitation during mixing, final filling, and throughout application. If spraying and agitation must be stopped before the spray tank is empty, the materials may settle to the bottom. Settled materials must be resuspended before spraying is resumed. A sparger pipe agitator is particularly useful for this purpose.

Bof 22

Premixing: Dry and flowable formulations may be premixed with water (slurried) and added to the spray tank through a 20 to 35 mesh screen. This procedure assures good initial dispersion of these formulation types.

Spray Tank pH: A spray tank pH between 6.0 and 9.0 is suggested to achieve maximum performance of Conserve SC. If the water source is outside of this pH range, or tank mixing other pesticides, adjuvants, or foliar nutrients will cause the pH to fall outside this range, consider adjusting the spray tank pH to be between 6.0 and 9.0 before adding Conserve SC. To do this, add all other tank mix components first, then check the spray tank pH, adjust if desired, and then add Conserve SC. If you require additional information on how to adjust spray tank pH, contact your Dow AgroSciences representative.

Application

Aerial Application

Conserve SC may be aerially applied to commercially grown ornamentals only. Aerial or ground applications in production agriculture or directed ground applications to individual plants are permitted. Do not make aerial applications in immediate proximity of residential, commercial, government, institutional or other structures where people may be present including homes, apartments, offices, churches, schools, and businesses. Aerial applicators should evaluate conditions existing at the time of application and make appropriate adjustments to reduce drift. In urban areas, however, use is limited to directed ground applications. Do not aerially apply this product to any other crop except as specified on Dow AgroSciences approved supplemental labeling.

Apply in spray volume of 5 gallons or more per acre (10 gallons or more per acre for trees, vines or orchard crops). Nozzle configuration should provide a medium to fine droplet size per ASABE S-572 standard (see USDA-ARS or NAAA handbook). Guidance for ASABE S-572 nozzle configuration can be found at the following web site: www.cproductsinc.com. Boom length must be less than 75% of wing or 85% of rotor span and swath adjustment (offset) to compensate for crosswinds. Observe minimum safe application height (maximum 12 feet for ag canopies). Use GPS equipment, swath markers or flagging to ensure proper application to the target area. The boom nozzle configurations used should be patterned (e.g., at NAAA Fly-In) for both crosswind and near parallel winds. If application is made parallel to the wind direction, swath width should be adjusted downward. Use swath adjustment (offset) to compensate for crosswinds. Do not apply under completely calm wind conditions. It is best to apply when wind speed is between 2 to 10 mph. Under conditions of low humidity and high temperatures, adjust spray volume and droplet size upward to compensate for evaporation of spray droplets. Insect control by aerial application may be less than control by ground application because of reduced coverage.

Chemigation Application

Conserve SC may be applied through properly equipped sprinkler irrigation systems in the following crops: field grown gladiolus produced for cut flowers, field grown roses, field grown Dutch iris, and field grown delphinium. Do not apply this product by chemigation to other labeled crops except as specified in Dow AgroSciences supplemental labeling. Do not apply to the above listed crop(s) through any other type of irrigation system.

General Directions for Chemigation:

Conserve SC may be applied through drip or overhead sprinkler irrigation systems that will apply water uniformly, including center pivot, lateral move, end tow, side (wheel) roll, traveler, solid set, micro sprinkler, or hand move. Do not apply this product through any other type of irrigation system. Sprinkler systems that deliver a low coefficient of uniformity such as certain water drive units are not recommended.

For continuously moving systems, the mixture containing Conserve SC must be injected continuously and uniformly into the irrigation water line as the sprinkler is moving. If continuously moving irrigation equipment is used, apply in no more than 0.25 inch of water. For irrigation systems that do not move during operation, apply in no more than 0.25 inch of irrigation immediately before the end of the irrigation cycle.

Preparation: The following use directions are to be followed when this product is applied through sprinkler irrigation systems. Thoroughly clean the chemigation system and tank of any fertilizer or chemical residues, and dispose of the residues according to state and federal laws. Flush the injection system with soap or a cleaning agent and water. Determine the amount of Conserve SC needed to cover the desired acreage. Mix according to instructions in the Mixing section above. Continually agitate the mixture during mixing and application.

Equipment Calibration: In order to calibrate the irrigation system and injector to apply the mixture containing Conserve SC: 1) calculate the number of acres irrigated by the system; 2) calculate the amount of product required and premix; 3) determine the irrigation rate and the number of minutes for the system to cover the intended treatment area; 4) calculate the total gallons of insecticide mixture needed to cover the desired acreage. Divide the total gallons of insecticide mixture needed by the number of minutes (minus time to flush out) to cover the treatment area. This value equals the gallons per minute output that the injector or eductor must deliver. Convert the gallons per minute to milliliters or ounces per minute, if needed. Calibrate the injector system with the system in operation at the desired irrigation rate. It is suggested that the injection pump/system be calibrated at least twice before operation, and the system should be monitored during operation.

Operation: Start the water pump and irrigation system and let the system achieve the desired pressure and speed before starting the injector. Check for leaks and uniformity and make repairs before any chemigation takes place. Start the injection system and calibrate according to manufacturer's recommendations. This procedure is necessary to deliver the desired rate per acre in a uniform manner. When the application is finished, allow the entire irrigation and injection system to be thoroughly flushed clean before stopping the system.

Precautions:

- Lack of effectiveness or illegal pesticide residues in the crop can result from non-uniform distribution of treated water.
- If you have questions about calibration, you should contact state extension service specialists, equipment manufacturers or other experts.
- Do not connect an irrigation system used for pesticide application (including greenhouse systems) to a public water system unless the pesticide label prescribed safety devices for public water systems are in place with current certification. Specific local regulations may apply and must be followed.
- A person knowledgeable of the chemigation system and responsible for its operation, or under the supervision of the responsible person, shall operate the system and make necessary adjustments should the need arise and continuously monitor the injection.
- Do not apply when wind speed favors drift beyond the area intended for treatment. End guns must be turned off during the application if they irrigate nontarget areas.
- Do not allow irrigation water to collect or run off and pose a hazard to livestock, wells, or adjoining crops.
- Do not enter treated area during the reentry interval specified in the Agricultural Use Requirements section of this label unless required PPE is worn.
- Do not apply through sprinkler systems that deliver a low coefficient of uniformity such as certain water drive units.

Specific Equipment Requirements:

- The system must contain an air gap, or approved backflow prevention device, or approved functional check valve, vacuum relief valve (including inspection port), and low-pressure drain appropriately located on the irrigation pipeline to prevent water source contamination from back flow. Refer to the American Society of Agricultural Engineer's Engineering Practice 409 for more information or state specific regulations.
- The pesticide injection line must contain a functional, automatic, quick-closing check valve to prevent the flow of fluid back toward the injection chemical supply.
- A pesticide injection pump must also contain a functional interlock, e.g., mechanical or electrical, to shut off chemical supply when the irrigation system is either automatically or manually shut down.

15 of 22

- The system must contain functional interlocking controls to automatically shut off the pesticide injection when the water pressure drops too low or water flow stops.
- Use of public water supply requires approval of a backflow prevention device or air gap (preferred) by both state and local authorities.
- Systems must use a metering device, such as a positive displacement injection pump (or flow meter on educator) effectively designed and constructed of materials that are compatible with pesticides and capable of being fitted with a system interlock. An electric powered pump must meet Section 675 for "Electrically Driven or Controlled Irrigation Machines" NEC 70.
- To insure uniform mixing of the insecticide in the water line, inject the mixture in the center of the pipe diameter or just ahead of an elbow or tee in the irrigation line so that the turbulence created at those points will assist in mixing. The injection point must be located after all back flow prevention devices on the water line.
- The tank holding the insecticide mixture should be free of rust, fertilizer, sediment, and foreign material and equipped with an in-line strainer situated between the tank and the injection point.

Uses

Commercial Aquatic Plant Production

Conserve SC can be used in commercial aquatic plant production for control of lepidopterous pests such as China mark moth (*Nymphulielia daeckalis*) and light brown apple moth. This recommended use is restricted to commercial facilities that utilize fully contained above or in-ground pools or containers for the purpose of commercial production of aquatic ornamental plants.

Application Timing: Apply when lepidopterous larvae are present. Applications at 2-week intervals 2 to 3 times per year have been shown to be effective when larvae are present.

Application Rate: Prepare a spray mixture containing 0.12 fl oz (3.5 mL) of Conserve SC per gallon of water. Apply the spray mixture to aquatic foliage at a rate not to exceed 1 gallon of spray mixture per 100 sq ft of water surface area using suitable hand or power-operated application spray equipment.

Phytotoxicity: Conserve SC has been tested alone on a wide variety of herbaceous and woody ornamental plants without phytotoxic symptoms. However, because it is not possible to test all possible tank mix combinations (including adjuvants) and ornamental plant species, varieties, and cultivars, and because environmental factors and varietal and plant stage of growth may affect phytotoxic expression, it is recommended that a small group of test plants be treated at the anticipated use rate of Conserve SC either alone or in tank mix combinations and observed for at least 5 to 7 days to determine phytotoxicity before treating large numbers of those plants. **Note:** The professional user assumes responsibility for determining if Conserve SC is safe to treated plants when applied either alone or in tank mixtures under commercial growing conditions.

Restrictions:

- Do not apply this product to aquatic environments (such as ponds; landscape pools or containers or ponds; lakes, rivers or streams) other than fully contained commercial production pools or containers.
- Do not reapply within less than 7 days.
- If water treated with Conserve SC needs to be discharged due to cleaning, repairing, or other reasons, discharge is allowed only onto land. Do not discharge water treated with Conserve SC from commercial production pools or containers into surface water.

Fire Ants – Mound Application in Turfgrass and Ornamentals, in Greenhouses, and in Other Outdoor Areas

Recommended Dilution Rate	
Conserve SC per 1 gallon (fl oz)	Conserve SC per 10 gallons (fl oz)

leaf 22

0.1 (2.96 mL)	1 (29.6 mL)
------------------	----------------

Apply diluted Conserve SC to individual fire ant mounds as a drench application. Use 1 to 2 gallons per mound depending upon the mound size. For mounds less than 8 inches in diameter, use 1 gallon of dilution per mound. Use a higher volume, up to 2 gallons, on mounds 8 inches or larger in diameter. Apply approximately 10% of the dilution volume around the perimeter of the mound out to about 12 inches and pour the remaining volume directly on the mound. Do not disturb mounds prior to application. If possible, apply following a recent rainfall. For best results, apply in cool weather, 65 to 85°F, or in early morning or late evening hours. Treat new mounds as they appear. Pressurized sprays should not be used as they may disturb the ants and cause migration, reducing control.

Home Gardens

In the state of Georgia, do not apply Conserve SC to: broccoli raab, Chinese cabbage (bok choy), collards, kale, mizuna, mustard greens, mustard spinach, rape greens.

Add the required amount of Conserve SC to the recommended amount of water, mix thoroughly, and apply uniformly to plant foliage to point of runoff. Mix only as much spray as needed for a single treatment. Do not use kitchen utensils for measuring. Keep measuring utensils with product and away from children.

Unit of Measure	Amount of Conserve SC to Use per 100 Gallons of Spray
Fluid Ounces (fl oz)	8 fl oz
Milliliters (mL)	236.6 mL
Tablespoons (Tbs)	16 Tbs
Teaspoons (tsp)	48 tsp

Apply when listed pests are present. Repeat applications may be made as indicated in the table below.

Crops	Pests Controlled	Maximum Number of Applications per Season	Minimum Reapplication Interval	Preharvest Interval (Days)
apple trees	leafminers leafrollers light brown apple moth	6	10	7
citrus trees (crop group 10) including grapefruit, lemons, limes, oranges, and tangerines	katydids leafminers thrips worms (caterpillars)	6	6	1
cole crops (<i>Brassica</i> vegetables) (crop group 5) including broccoli, broccoli raab, Brussels sprouts, cabbage, cauliflower, cavalo, Chinese broccoli, Chinese cabbage (bok choy), Chinese cabbage (napa), Chinese mustard cabbage (gai choy), collards, kale, kohlrabi, mizuna, mustard greens, mustard spinach, and rape greens	leafminers worms (caterpillars)	6	4	1
cucurbits (crop group 9) including	leafminers	6	5	all except

17 of 22

cucumber, edible gourds, muskmelons (cantaloupe, honeydew, etc.), pumpkin, summer and winter squash, and watermelon	thrips worms (caterpillars)			cucumber, 3 cucumber, 1
fruiting vegetables (crop group 8) including eggplant, ground cherry, pepino, pepper, tomatillo, and tomato	Colorado potato beetle leafminers thrips worms (caterpillars)	6	4	1
leafy vegetables (crop group 4) including arugula, celery, chervil, corn salad, cress, dandelion, dock, edible chrysanthemum, endive, fennel, garden purslane, head and leaf lettuce, parsley, radicchio, rhubarb, spinach, and Swiss chard	leafminers worms (caterpillars)	6	4	1
stone fruits (crop group 12) including apricots, cherries, nectarines, peaches, plums, and prunes	borers fruit flies leafminers leafrollers light brown apple moth worms (caterpillars)	6	7	peach, apricot, 14 cherry, plum and prune, 7 nectarine, 1
legume vegetables (succulent beans and peas) (crop subgroups 6A and 6B) including blackeyed pea, garbanzo bean, garden pea, lima bean, snap bean, and snow pea	borers leafminers thrips worms (caterpillars)	6	5	3
sweet corn	corn borers worms (caterpillars), including earworm	6	3	1
potatoes and tuberous and corm vegetables (crop subgroups 1C and 1D) including cassava, chayote root, Chinese artichoke, ginger, Jerusalem artichoke, potatoes, sweet potatoes, tumeric, and yams	Colorado potato beetle corn borers leafminers thrips worms (caterpillars)	6	7	7

Resistance Management: Do not make more than 2 consecutive applications of Group 5 insecticides. If additional treatments are required after 2 consecutive applications of Group 5 insecticides, rotate to another class of effective insecticides for at least one application. For **thrips**, if additional treatments are required after 2 consecutive applications of Group 5 insecticides, rotate to another class of effective insecticides for at least 2 applications. Consult your local Dow AgroSciences representative, extension specialist, certified crop advisor, or state agricultural experiment station for information on alternative effective products to use in your area.

Ornamentals (Herbaceous and Woody) Growing Outdoors, in Nurseries (Including Conifer Seed Orchards), or in Greenhouses

Pests	Conserve SC fl oz/gallon	Conserve SC fl oz/100 gallons	Conserve SC fl oz/acre
-------	-----------------------------	----------------------------------	---------------------------

chrysomelid leaf feeding beetles, such as: elm leaf (1) viburnum leaf (larvae) willow leaf (1) lepidopterous larvae, such as: azalea caterpillar bagworm beet armyworm cabbage looper California oakworm cankerworm diamondback moth E. tent caterpillar fall webworm Florida fern caterpillar geranium budworm gypsy moth light brown apple moth oblique banded leafroller oleander caterpillar orange striped oakworm spruce budworm tussock moths (hickory, whitemarked) W. tent caterpillar yellownecked caterpillar (2) sawfly larvae, such as: European pine pear redheaded pine shore fly thrips (exposed) in greenhouse settings, such as: (3) chilli Cuban laurel western flower	0.06 (1.77 mL)	6 (177 mL)	24 (709.8 mL)
dipterous gall midges pinyon spindlegall thrips (exposed) in outdoor settings, such as: (3) chilli Cuban laurel western flower	0.1 (2.96 mL)	11 (325.3 mL)	44 (1301 mL)
dipterous leafminers, such as: serpentine (4) emerald ash borer (5) lewis mites Nantucket pine tip moth spider mites, such as: spruce two-spotted (6) (see 6 below for mite suppression/control expectations)	0.2 (5.92 mL)	22 (650.6 mL)	88 (2602 mL)

Numbers in parentheses (-) refer to Pest-Specific Use Directions.

Pest-Specific Use Directions (for pest control in the greenhouse or nursery, also refer to Insecticide Resistance Management for Greenhouses):

190922

1. **Elm leaf beetle and willow leaf beetle** (adults and larvae): For effective control, apply in the spring or early summer when feeding is observed.
2. For effective control of the following lepidopterous larvae:
 - **Bagworms:** Apply when bags are small and larvae are actively feeding.
 - **Beet armyworms:** Apply when larvae are small.
 - **Diamondback moth:** If additional treatments are required after 2 consecutive applications of Group 5 insecticides, rotate to another class of effective insecticides for at least 2 applications.
 - **Gypsy moth larvae:** Apply when larvae are small and all eggs have hatched.
 - **Spruce budworms:** Apply when larvae are exposed and actively feeding.
 - **Tent caterpillars and fall webworms:** Apply early when webs are first observed and direct the spray into the web and surrounding foliage within at least 3 feet of the nest.
3. **Exposed thrips (chilli, Cuban laurel and western flower):** For effective control, apply early at first signs of infestation and repeat until infestation is controlled. For thrips, if additional treatments are required after 2 consecutive applications of Group 5 insecticides, rotate to another class of effective insecticides for at least 2 applications.
4. **Serpentine leafminers:** For effective control, apply early when stippling or mining of leaves is first observed and repeat until infestation is controlled. Three sequential applications at 7-day intervals can maximize control. Addition of a nonionic spray adjuvant such as DYNE-AMIC spray adjuvant at 0.1% v/v in greenhouse settings (see Phytotoxicity above) has been shown to enhance control of leafminers (follow surfactant manufacturer's label recommendations).
5. Apply to foliage and bark of tree when adult **emerald ash borer** are first observed emerging from the bark or when adult emerald ash borer are first noticed feeding on the leaves of the tree. Reapply every 7 to 10 days until no additional adult emerald ash borer activity is observed. Application to trees already heavily infested may not prevent the eventual loss of the tree due to existing pest damage and tree stress.
6. **Spruce spider mites and two-spotted spider mites:** Apply when spider mites are first observed prior to webbing and before mite populations have become severe. Reapply after 7 to 10 days (3 to 5 days in greenhouses and structures that can be altered to be closed or open) to contact newly hatched nymphs and repeat until infestation is managed. **Uniform coverage of both upper and lower leaf surfaces is critical.**

Note: Control of spider mites with Conserve SC in certain research trials has been variable. The variability between these evaluations is not well understood but may be due to late application timing when mite populations and webbing were severe, poor spray coverage of both the upper and lower leaf surfaces, or interaction of the leaf surface with residues of Conserve SC. Addition of a nonionic spray adjuvant such as Activate Plus, DYNE-AMIC, Joint Venture, Phase, and Thoroughbred at 0.1% v/v in greenhouse settings and at label rates in outdoor settings (see Phytotoxicity above) has been shown to improve spray coverage and enhance control of spider mites (follow surfactant manufacturer's label recommendations).

Application Timing: Dilute Conserve SC in water and apply using suitable hand or power-operated application equipment (such as, but not limited to, portable pump-up, backpack, hydraulic boom) in a manner to provide complete and uniform plant coverage. Use of Conserve SC in lath and shadehouses is permitted.

Application Rate: Conserve SC may be used up to a maximum labeled rate of 0.2 fl oz per gallon (22 fl oz per 100 gallons, 88 fl oz per acre) per application on trees and ornamentals as a general treatment, regardless of the target insect pest. Use recommended pest specific rates when a single insect pest or group of insect pests within a rate category is the only intended target.

Spray Volume: Attempt to penetrate dense foliage, but avoid over-spraying to the point of excessive runoff. Uniform coverage of both upper and lower leaf surfaces is critical for effective insect control.

Tank Mix: Conserve SC may be tank mixed with other insect control products if broader spectrum insect control is required. When using tank mixtures, also follow all label directions of the mixing partner(s).

2006 22

Phytotoxicity: Conserve SC has been tested alone on a wide variety of herbaceous and woody ornamental plants without phytotoxic symptoms. However, because it is not possible to test all possible tank mix combinations (including adjuvants) and ornamental plant species, varieties, and cultivars, and because environmental factors and varietal and plant stage of growth may affect phytotoxic expression, it is recommended that a small group of test plants be treated at the anticipated use rate of Conserve SC either alone or in tank mix combinations and observed for at least 5 to 7 days to determine phytotoxicity before treating large numbers of those plants. **Note:** The professional user assumes responsibility for determining if Conserve SC is safe to treated plants when applied either alone or in tank mixtures under commercial growing conditions. Research has demonstrated that some spotting of saintpaulia (African violet) flowers may occur.

Resistance Management: Do not make more than 2 consecutive applications of Group 5 insecticides. If additional treatments are required after 2 consecutive applications of Group 5 insecticides, rotate to another class of effective insecticides for at least one application. For **thrips** and **diamondback moth**, if additional treatments are required after 2 consecutive applications of Group 5 insecticides, rotate to another class of effective insecticides for at least 2 applications. Consult your local Dow AgroSciences representative, extension specialist, certified crop advisor, or state agricultural experiment station for information on alternative effective products to use in your area.

Restrictions:

- **Minimum Treatment Interval:** Except for greenhouses and structures that can be altered to be closed or open, do not make applications less than 7 days apart.

Tree Farms or Plantations

Conifers, including Christmas trees, and deciduous trees

Pests	Conserve SC (fl oz/acre)
lepidopterous larvae, such as: bagworm cone moth coneworm fall webworm gypsy moth hemlock looper jackpine budworm pine tip moth redhumped caterpillar spruce budworm tent caterpillar tussock moths light brown apple moth sawfly larvae, such as: European pine pear redheaded pine	4 – 16 (118.3 – 473.2 mL)

Application Timing: Time applications to reach larvae when small or just hatching. Repeat application as necessary to maintain control. Consult with your Dow AgroSciences representative, state agricultural experiment station, certified pest control advisor, or extension specialist for information on application timing for specific pests in your area.

Application Rate: The rate of Conserve SC per acre will depend upon tree size and severity of infestation. Use a higher rate in the rate range for large trees or heavy infestations. Apply in sufficient volume to ensure thorough coverage.

210f22

Restrictions:

- Do not apply more than a total of 58 fl oz of Conserve SC (0.45 lb ai spinosad) per acre per year.

Turfgrass

Pests	Conserve SC fl oz/1000 sq ft	Conserve SC fl oz/acre
armyworms-small larvae such as: fall armyworm (1) sod webworms (including tropical) (2)	0.25 (7.4 mL)	10 (296 mL)
cutworms-small larvae such as: black cutworm variegated cutworm (1,2)	0.8 (23.7 mL)	35 (1035 mL)
annual bluegrass weevil armyworms-large larvae such as: fall armyworm (1) black turfgrass ataenius (adults) cutworms-large larvae such as: black cutworm variegated cutworm (1,2) fleas, such as: cat flea (3)	1.2 (35.5 mL)	52 (1538 mL)

Numbers in parentheses (-) refer to Pest-Specific Use Directions.

Pest-Specific Use Directions:

1. **Fall armyworm** and **black cutworm** larvae: The lower rate may be used for control of light infestations of small larvae (less than 3/4 of an inch for armyworms, an inch or less for cutworms); the higher rate should be used for control of heavy infestations and large larvae (3/4 of an inch or larger for armyworms, larger than an inch for cutworms). Applications for **fall armyworms** during the early morning or late afternoon can maximize control. Watering or mowing of the treated area should be delayed for 12 to 24 hours after treatment.
2. **Black cutworm, sod webworm, and tropical sod webworm** larvae: Applications during the late afternoon or early evening can maximize control. Watering or mowing of the treated area should be delayed for 12 to 24 hours after treatment.
3. Control of **cat fleas** may be provided by direct contact of adults and larvae with the dilute spray prior to drying. A second application at 7 to 14 days is recommended to control adults that have emerged from pupae that may have been present during the initial treatment. Thorough spray coverage is necessary for outside areas frequented by pets. **Do not treat pets with Conserve SC.**

Application Timing: Dilute Conserve® SC Turf and Ornamental insect control in water and apply using suitable hand or power-operated application equipment (such as, but not limited to, portable pump-up, backpack, hydraulic, boom, turf spray gun).

Application Rate: Conserve SC may be used up to a maximum labeled rate of 1.2 fl oz per 1000 sq ft (52 fl oz per acre) per application on turfgrass as a general treatment regardless of the target insect pest. Use recommended pest specific rates when a single insect pest or group of insect pests within a rate category is the only intended target.

Tank Mix: Conserve SC may be tank mixed with other insect control products if broader spectrum insect control is required. When using tank mixtures, also follow all label directions of the mixing partner(s).

Resistance Management: Do not apply more than 3 times in any 21-day period. Whenever Conserve SC is applied up to 3 times in succession, this should be followed by no use of Conserve SC for a 21-day period or rotation to another insecticide class. Do not make more than 6 applications per season.

220227

Restrictions:

- **Minimum Treatment Interval:** Do not make applications less than 7 days apart.

Terms and Conditions of Use

If terms of the following Warranty Disclaimer, Inherent Risks of Use, and Limitation of Remedies are not acceptable, return unopened package at once to the seller for a full refund of purchase price paid. Otherwise, use by the buyer or any other user constitutes acceptance of the terms under Warranty Disclaimer, Inherent Risks of Use and Limitation of Remedies.

Warranty Disclaimer

Dow AgroSciences warrants that this product conforms to the chemical description on the label and is reasonably fit for the purposes stated on the label when used in strict accordance with the directions, subject to the inherent risks set forth below. TO THE EXTENT PERMITTED BY LAW, Dow AgroSciences MAKES NO OTHER EXPRESS OR IMPLIED WARRANTY OF MERCHANTABILITY OR FITNESS FOR A PARTICULAR PURPOSE OR ANY OTHER EXPRESS OR IMPLIED WARRANTY.

Inherent Risks of Use

It is impossible to eliminate all risks associated with use of this product. Crop injury, lack of performance, or other unintended consequences may result because of such factors as use of the product contrary to label instructions (including conditions noted on the label, such as unfavorable temperatures, soil conditions, etc.), abnormal conditions (such as excessive rainfall, drought, tornadoes, hurricanes), presence of other materials, the manner of application, or other factors, all of which are beyond the control of Dow AgroSciences or the seller. All such risks shall be assumed by buyer.

Limitation of Remedies

To the extent permitted by law, the exclusive remedy for losses or damages resulting from this product (including claims based on contract, negligence, strict liability, or other legal theories), shall be limited to, at Dow AgroSciences' election, one of the following:

- (1) Refund of purchase price paid by buyer or user for product bought, or
- (2) Replacement of amount of product used.

To the extent permitted by law, Dow AgroSciences shall not be liable for losses or damages resulting from handling or use of this product unless Dow AgroSciences is promptly notified of such loss or damage in writing. In no case shall Dow AgroSciences be liable for consequential or incidental damages or losses.

The terms of the Warranty Disclaimer, Inherent Risks of Use, and Limitation of Remedies cannot be varied by any written or verbal statements or agreements. No employee or sales agent of Dow AgroSciences or the seller is authorized to vary or exceed the terms of the Warranty Disclaimer or this Limitation of Remedies in any manner.

®TM Trademark of Dow AgroSciences LLC
EPA accepted 08/14/08

NOTIFICATION

JAN 15 2009