

62719-215

10/16/2008

1/47



UNITED STATES ENVIRONMENTAL PROTECTION AGENCY
WASHINGTON, D.C. 20460

OFFICE OF
PREVENTION, PESTICIDES AND
TOXIC SUBSTANCES

OCT 16 2008

Dr. John Jachetta
Dow AgroSciences
Indianapolis, IN 46268

Subject: Grandstand R Herbicide
EPA Registration Number 62719-215
Your submission dated July 28, 2008

Dear Dr. Jachetta:

The labeling referred to above, submitted in connection with registration under the Federal Insecticide, Fungicide, and Rodenticide Act (FIFRA), as amended, is acceptable, provided you make the following changes before you release the product for shipment:

1. Make all of the changes specified in the attached document "Summary of Comments on Grandstand* R".
2. Submit a copy of your final printed labeling incorporating the above changes within 30 days of receipt of this letter. Please include an electronic label in pdf text format of the final printed labeling with your submission.


This amended labeling supersedes all previously accepted labeling with the exception of supplemental labeling. A stamped copy of labeling is enclosed for your records.

Sincerely,

Jim Tomplans
Product Manager 25
Herbicide Branch
Registration Division (7505P)

Summary of Comments on Grandstand* R

Page: 3

Author: tsnyder
Subject: Note
Date: 10/2/2008 2:56:41 PM
 Add the following text:

This chemical has properties and characteristics associated with chemicals detected in groundwater. The use of this chemical in areas where soils are permeable particularly where the water table is shallow may result in groundwater contamination.


3/47

Page: 6

Author: tsnyder

Subject: Note

Date: 10/2/2008 2:57:41 PM

 Add the following text:

This chemical has properties and characteristics associated with chemicals detected in groundwater. The use of this chemical in areas where soils are permeable particularly where the water table is shallow may result in groundwater contamination.


4/47

Page: 9

Author: tsnyder

Subject: Note

Date: 10/2/2008 2:58:57 PM

 Add the following text:

This chemical has properties and characteristics associated with chemicals detected in groundwater. The use of this chemical in areas where soils are permeable particularly where the water table is shallow may result in groundwater contamination.


S/47

Page: 13

Author: tsnyder

Subject: Note

Date: 10/2/2008 5:01:06 PM

 Add the following text:

This chemical has properties and characteristics associated with chemicals detected in groundwater. The use of this chemical in areas where soils are permeable particularly where the water table is shallow may result in groundwater contamination.


6
47

Page: 25

Author: tsnyder


Subject: Note

Date: 10/2/2008 5:06:01 PM

 Add the following text:

This chemical has properties and characteristics associated with chemicals detected in groundwater. The use of this chemical in areas where soils are permeable particularly where the water table is shallow may result in groundwater contamination.

Page: 28

Author: tsnyder
Subject: Note
Date: 10/2/2008 5:06:29 PM
 Add the following text:

This chemical has properties and characteristics associated with chemicals detected in groundwater. The use of this chemical in areas where soils are permeable particularly where the water table is shallow may result in groundwater contamination.


8/47

Page: 32

Author: tsnyder

Subject: Note

Date: 10/2/2008 5:07:07 PM

 Add the following text:

This chemical has properties and characteristics associated with chemicals detected in groundwater. The use of this chemical in areas where soils are permeable particularly where the water table is shallow may result in groundwater contamination.

9/47

[Sub Label A: Southern States]

(Base label for rigid containers 5 gal or less):

Grandstand® R

Herbicide

For selective postemergence broadleaf weed control in rice.

Active Ingredient:

triclopyr (3,5,6-trichloro-2-pyridinyloxyacetic acid), triethylamine salt	44.4%
Other Ingredients	55.6%
Total	100.0%

ACCEPTED
with COMMENTS
in EPA Letter Dated

OCT 16 2008

under the Federal Insecticide,
Fungicide, and Rodenticide Act
registered for the pesticide
under EPA Reg. No.

62719-215

Acid Equivalent: Triclopyr - 31.8% - 3 lb/gallon

Keep Out of Reach of Children

DANGER PELIGRO

Si usted no entiende la etiqueta, busque a alguien para que se la explique a usted en detalle. (If you do not understand the label, find someone to explain it to you in detail.)

Precautionary Statements

Hazards to Humans and Domestic Animals

Corrosive • Causes Irreversible Eye Damage • Harmful If Swallowed Or Absorbed Through Skin • Prolonged Or Frequently Repeated Skin Contact May Cause Allergic Reactions In Some Individuals.

Do not get in eyes, on skin, or on clothing. Wash thoroughly with soap and water after handling. Remove contaminated clothing and wash clothing before reuse.

Personal Protective Equipment (PPE)

Applicators and other handlers must wear:

- Long-sleeved shirt and long pants
- Shoes plus socks
- Protective eyewear
- Chemical resistant gloves (≥14 mils) such as butyl rubber, natural rubber, neoprene rubber or nitrile rubber

Follow manufacturer's instructions for cleaning/maintaining PPE. If no such instructions for washables, use detergent and hot water. Keep and wash PPE separately from other laundry.

Engineering Controls

When handlers use closed systems, enclosed cabs, or aircraft in a manner that meets the requirements listed in the WPS (40 CFR 170.240(d)(4-6), the handler PPE requirements may be reduced or modified as specified in the WPS.

User Safety Recommendations

Users should:

- Wash hands before eating, drinking, chewing gum, using tobacco or using the toilet.

10
47

- Remove clothing immediately if pesticide gets inside. Then wash thoroughly and put on clean clothing.
- Remove PPE immediately after handling this product.
- Wash the outside of gloves before removing. As soon as possible, wash thoroughly and change into clean clothing.

First Aid

If in eyes: Hold eye open and rinse slowly and gently with water for 15-20 minutes. Remove contact lenses, if present, after the first 5 minutes, then continue rinsing eye. Call a poison control center or doctor for treatment advice.

If on skin or clothing: Take off contaminated clothing. Rinse skin immediately with plenty of water for 15-20 minutes. Call a poison control center or doctor for treatment advice.

If swallowed: Call a poison control center or doctor immediately for treatment advice. Have person sip a glass of water if able to swallow. Do not induce vomiting unless told to do so by a poison control center or doctor. Do not give anything by mouth to an unconscious person.

Note to Applicator: Allergic skin reaction is not expected from exposure to spray mixtures of this product when used as directed.

Note to Physician: Probable mucosal damage may contraindicate the use of gastric lavage.

Have the product container or label with you when calling a poison control center or doctor, or going for treatment. You may also contact 1-800-992-5994 for emergency medical treatment information.

Environmental Hazards

Drift or runoff may adversely affect nontarget plants. Do not apply directly to water, or to areas where surface water is present or to intertidal areas below the mean high water mark except when treating rice fields as specified in this product label. Do not contaminate water when cleaning equipment or disposing of equipment washwaters.



Physical or Chemical Hazards

Do not use or store the product near heat or open flame.

Agricultural Use Requirements

Use this product only in accordance with its labeling and with the Worker Protection Standard, 40 CFR Part 170. Refer to the label booklet under "Agricultural Use Requirements" in the Directions for Use section for information about this standard.

Storage and Disposal

Do not contaminate water, food, or feed by storage and disposal.

Pesticide Storage: Store above 28°F or agitate before use. Do not store near heat or open flame.

Pesticide Disposal: Pesticide wastes are acutely hazardous. Improper disposal of excess pesticide, spray mixture, or rinsate is a violation of federal law. If these wastes cannot be disposed of by use according to label instructions, contact your state pesticide or environmental control agency, or the hazardous waste representative at the nearest EPA regional office for guidance.

Container Reuse: Nonrefillable container. Do not reuse or refill this container. Offer for recycling if available.

Triple rinse or pressure rinse container (or equivalent) promptly after emptying. **Triple rinse** as follows: Empty the remaining contents into application equipment or a mix tank and drain for 10 seconds after the flow begins to drip. Fill the container 1/4 full with water and recap. Shake for 10 seconds. Pour rinsate into application equipment or a mix tank or store rinsate for later use or disposal. Drain for 10 seconds after the flow begins to drip. Repeat this procedure two more times. **Pressure rinse** as follows: Empty the remaining contents into application equipment or a mix tank and continue to drain for 10 seconds after the flow begins to drip. Hold container upside down over application equipment or mix tank or

11
47

collect rinsate for later use or disposal. Insert pressure rinsing nozzle in the side of the container, and rinse at about 40 psi for at least 30 seconds. Drain for 10 seconds after the flow begins to drip.

Refer to label booklet for Directions for Use.

Notice: Read the entire label. Use only according to label directions. **Before using this product, read Warranty Disclaimer, Inherent Risks of Use, and Limitation of Remedies at end of label booklet. If terms are unacceptable, return at once unopened.**

In case of emergency endangering health or the environment involving this product, call 1-800-992-5994. If you wish to obtain additional product information, visit our web site at www.dowagro.com.

Agricultural Chemical: Do not ship or store with food, feeds, drugs or clothing.

EPA Reg. No. 62719-215

EPA Est. _____

®Trademark of Dow AgroSciences LLC

**Produced for
Dow AgroSciences LLC
9330 Zionsville Road
Indianapolis, IN 46268**

Net Contents ____

12
47

(Base label for refillable rigid containers larger than 5 gal):

Grandstand® R**Herbicide****For selective postemergence broadleaf weed control in rice.**

Active Ingredient:

triclopyr (3,5,6-trichloro-2-pyridinyloxyacetic acid), triethylamine salt	44.4%
Other Ingredients	55.6%
Total	100.0%

Acid Equivalent: Triclopyr - 31.8% - 3 lb/gallon

ACCEPTED
with COMMENTS
In EPA Letter DatedOCT 16 2008
Under the Federal Insecticide,
Fungicide, and Rodenticide Act
as amended, for the pesticide
registered under EPA Reg. No.
62719-215**Keep Out of Reach of Children****DANGER PELIGRO**

Si usted no entiende la etiqueta, busque a alguien para que se la explique a usted en detalle. (If you do not understand the label, find someone to explain it to you in detail.)

Precautionary Statements**Hazards to Humans and Domestic Animals****Corrosive • Causes Irreversible Eye Damage • Harmful If Swallowed Or Absorbed Through Skin • Prolonged Or Frequently Repeated Skin Contact May Cause Allergic Reactions In Some Individuals.****Do not get in eyes, on skin, or on clothing. Wash thoroughly with soap and water after handling. Remove contaminated clothing and wash clothing before reuse.****Personal Protective Equipment (PPE)****Applicators and other handlers must wear:**

- Long-sleeved shirt and long pants
- Shoes plus socks
- Protective eyewear
- Chemical resistant gloves (≥ 14 mils) such as butyl rubber, natural rubber, neoprene rubber or nitrile rubber

Follow manufacturer's instructions for cleaning/maintaining PPE. If no such instructions for washables, use detergent and hot water. Keep and wash PPE separately from other laundry.

Engineering Controls

When handlers use closed systems, enclosed cabs, or aircraft in a manner that meets the requirements listed in the WPS (40 CFR 170.240(d)(4-6)), the handler PPE requirements may be reduced or modified as specified in the WPS.

User Safety Recommendations

Users should:

- Wash hands before eating, drinking, chewing gum, using tobacco or using the toilet.
- Remove clothing immediately if pesticide gets inside. Then wash thoroughly and put on clean clothing.
- Remove PPE immediately after handling this product.

13
47

- Wash the outside of gloves before removing. As soon as possible, wash thoroughly and change into clean clothing.

First Aid

If in eyes: Hold eye open and rinse slowly and gently with water for 15-20 minutes. Remove contact lenses, if present, after the first 5 minutes, then continue rinsing eye. Call a poison control center or doctor for treatment advice.

If on skin or clothing: Take off contaminated clothing. Rinse skin immediately with plenty of water for 15-20 minutes. Call a poison control center or doctor for treatment advice.

If swallowed: Call a poison control center or doctor immediately for treatment advice. Have person sip a glass of water if able to swallow. Do not induce vomiting unless told to do so by a poison control center or doctor. Do not give anything by mouth to an unconscious person.

Note to Applicator: Allergic skin reaction is not expected from exposure to spray mixtures of this product when used as directed.

Note to Physician: Probable mucosal damage may contraindicate the use of gastric lavage.

Have the product container or label with you when calling a poison control center or doctor, or going for treatment. You may also contact 1-800-992-5994 for emergency medical treatment information.

Environmental Hazards

Drift or runoff may adversely affect nontarget plants. Do not apply directly to water, or to areas where surface water is present or to intertidal areas below the mean high water mark except when treating rice fields as specified in this product label. Do not contaminate water when cleaning equipment or disposing of equipment washwaters.



Physical or Chemical Hazards

Do not use or store the product near heat or open flame.

Agricultural Use Requirements

Use this product only in accordance with its labeling and with the Worker Protection Standard, 40 CFR Part 170. Refer to the label booklet under "Agricultural Use Requirements" in the Directions for Use section for information about this standard.

Storage and Disposal

Do not contaminate water, food, or feed by storage and disposal.

Pesticide Storage: Store above 28°F or agitate before use. Do not store near heat or open flame.

Pesticide Disposal: Pesticide wastes are acutely hazardous. Improper disposal of excess pesticide, spray mixture, or rinsate is a violation of federal law. If these wastes cannot be disposed of by use according to label instructions, contact your state pesticide or environmental control agency, or the hazardous waste representative at the nearest EPA regional office for guidance.

Container Reuse: Refillable container. Refill this container with pesticide only. Do not reuse this container for any other purpose.

Cleaning the container before final disposal is the responsibility of the person disposing of the container. Cleaning before refilling is the responsibility of the refiller. To clean the container before final disposal, empty the remaining contents from this container into application equipment or a mix tank. Fill the container about 10% full with water and, if possible, spray all sides while adding water. If practical, agitate vigorously or recirculate water with the pump for two minutes. Pour or pump rinsate into application equipment or rinsate collection system. Repeat this rinsing procedure two more times.

Refer to label booklet for Directions for Use.

14
42

Notice: Read the entire label. Use only according to label directions. **Before using this product, read Warranty Disclaimer, Inherent Risks of Use, and Limitation of Remedies at end of label booklet. If terms are unacceptable, return at once unopened.**

In case of emergency endangering health or the environment involving this product, call 1-800-992-5994. If you wish to obtain additional product information, visit our web site at www.dowagro.com.

Agricultural Chemical: Do not ship or store with food, feeds, drugs or clothing.

EPA Reg. No. 62719-215

EPA Est. _____

®Trademark of Dow AgroSciences LLC

**Produced for
Dow AgroSciences LLC
9330 Zionsville Road
Indianapolis, IN 46268**

Net Contents _____

15
47

(Base label for nonrefillable rigid containers larger than 5 gal):

Grandstand® R

Herbicide

For selective postemergence broadleaf weed control in rice.

Active Ingredient:

triclopyr (3,5,6-trichloro-2-pyridinyloxyacetic acid), triethylamine salt	44.4%
Other Ingredients	55.6%
Total	100.0%

Acid Equivalent: Triclopyr - 31.8% - 3 lb/gallon

ACCEPTED
with COMMENTS
in EPA Letter Dated

OCT 16 2008

Under the Federal Insecticide,
Fungicide, and Rodenticide Act
as amended, for the pesticide
registered under EPA Reg. No.

62719-215

Keep Out of Reach of Children

DANGER PELIGRO

Si usted no entiende la etiqueta, busque a alguien para que se la explique a usted en detalle. (If you do not understand the label, find someone to explain it to you in detail.)

Precautionary Statements

Hazards to Humans and Domestic Animals

Corrosive • Causes Irreversible Eye Damage • Harmful If Swallowed Or Absorbed Through Skin • Prolonged Or Frequently Repeated Skin Contact May Cause Allergic Reactions In Some Individuals.

Do not get in eyes, on skin, or on clothing. Wash thoroughly with soap and water after handling. Remove contaminated clothing and wash clothing before reuse.

Personal Protective Equipment (PPE)

Applicators and other handlers must wear:

- Long-sleeved shirt and long pants
- Shoes plus socks
- Protective eyewear
- Chemical resistant gloves (≥14 mils) such as butyl rubber, natural rubber, neoprene rubber or nitrile rubber

Follow manufacturer's instructions for cleaning/maintaining PPE. If no such instructions for washables, use detergent and hot water. Keep and wash PPE separately from other laundry.

Engineering Controls

When handlers use closed systems, enclosed cabs, or aircraft in a manner that meets the requirements listed in the WPS (40 CFR 170.240(d)(4-6), the handler PPE requirements may be reduced or modified as specified in the WPS.

User Safety Recommendations

Users should:

- Wash hands before eating, drinking, chewing gum, using tobacco or using the toilet.
- Remove clothing immediately if pesticide gets inside. Then wash thoroughly and put on clean clothing.
- Remove PPE immediately after handling this product.

16
47

- Wash the outside of gloves before removing. As soon as possible, wash thoroughly and change into clean clothing.

First Aid

If in eyes: Hold eye open and rinse slowly and gently with water for 15-20 minutes. Remove contact lenses, if present, after the first 5 minutes, then continue rinsing eye. Call a poison control center or doctor for treatment advice.

If on skin or clothing: Take off contaminated clothing. Rinse skin immediately with plenty of water for 15-20 minutes. Call a poison control center or doctor for treatment advice.

If swallowed: Call a poison control center or doctor immediately for treatment advice. Have person sip a glass of water if able to swallow. Do not induce vomiting unless told to do so by a poison control center or doctor. Do not give anything by mouth to an unconscious person.

Note to Applicator: Allergic skin reaction is not expected from exposure to spray mixtures of this product when used as directed.

Note to Physician: Probable mucosal damage may contraindicate the use of gastric lavage.

Have the product container or label with you when calling a poison control center or doctor, or going for treatment. You may also contact 1-800-992-5994 for emergency medical treatment information.

Environmental Hazards

Drift or runoff may adversely affect nontarget plants. Do not apply directly to water, or to areas where surface water is present or to intertidal areas below the mean high water mark except when treating rice fields as specified in this product label. Do not contaminate water when cleaning equipment or disposing of equipment washwaters.



Physical or Chemical Hazards

Do not use or store the product near heat or open flame.

Agricultural Use Requirements

Use this product only in accordance with its labeling and with the Worker Protection Standard, 40 CFR Part 170. Refer to the label booklet under "Agricultural Use Requirements" in the Directions for Use section for information about this standard.

Storage and Disposal

Do not contaminate water, food, or feed by storage and disposal.

Pesticide Storage: Store above 28°F or agitate before use. Do not store near heat or open flame.

Pesticide Disposal: Pesticide wastes are acutely hazardous. Improper disposal of excess pesticide, spray mixture, or rinsate is a violation of federal law. If these wastes cannot be disposed of by use according to label instructions, contact your state pesticide or environmental control agency, or the hazardous waste representative at the nearest EPA regional office for guidance.

Container Reuse: Nonrefillable container. Do not reuse or refill this container. Offer for recycling if available.

Triple rinse or pressure rinse container (or equivalent) promptly after emptying. **Triple rinse** as follows: Empty the remaining contents into application equipment or a mix tank. Fill the container 1/4 full with water. Replace and tighten closures. Tip container on its side and roll it back and forth, ensuring at least one complete revolution, for 30 seconds. Stand the container on its end and tip it back and forth several times. Turn the container over onto its other end and tip it back and forth several times. Empty the rinsate into application equipment or a mix tank or store rinsate for later use or disposal. Repeat this procedure two more times. **Pressure rinse** as follows: Empty the remaining contents into application equipment or a mix tank and continue to drain for 10 seconds after the flow begins to drip. Hold container upside down over application equipment or mix tank or collect rinsate for later use or disposal. Insert

17
47

pressure rinsing nozzle in the side of the container, and rinse at about 40 psi for at least 30 seconds.
Drain for 10 seconds after the flow begins to drip.

Refer to label booklet for Directions for Use.

Notice: Read the entire label. Use only according to label directions. **Before using this product, read Warranty Disclaimer, Inherent Risks of Use, and Limitation of Remedies at end of label booklet. If terms are unacceptable, return at once unopened.**

In case of emergency endangering health or the environment involving this product, call 1-800-992-5994. If you wish to obtain additional product information, visit our web site at www.dowagro.com.

Agricultural Chemical: Do not ship or store with food, feeds, drugs or clothing.

EPA Reg. No. 62719-215

EPA Est. _____

®Trademark of Dow AgroSciences LLC

**Produced for
Dow AgroSciences LLC
9330 Zionsville Road
Indianapolis, IN 46268**

Net Contents ____

18
47

(Label booklet cover):

Grandstand® R

Herbicide

For selective postemergence broadleaf weed control in rice.

Active Ingredient:

triclopyr (3,5,6-trichloro-2-pyridinyloxyacetic acid), triethylamine salt	44.4%
Other Ingredients	55.6%
Total	100.0%

Acid Equivalent: Triclopyr - 31.8% - 3 lb/gallon

ACCEPTED
with COMMENTS
In EPA Letter Dated

OCT 16 2008

Under the Federal Insecticide,
Fungicide, and Rodenticide Act
as amended, for the pesticide
registered under EPA Reg. No.

62719-215

Keep Out of Reach of Children

DANGER PELIGRO

Si usted no entiende la etiqueta, busque a alguien para que se la explique a usted en detalle. (If you do not understand the label, find someone to explain it to you in detail.)

Agricultural Use Requirements

Use this product only in accordance with its labeling and with the Worker Protection Standard, 40 CFR Part 170. Refer to the label booklet under "Agricultural Use Requirements" in the Directions for Use section for information about this standard.

Refer to inside of label booklet for additional precautionary information including Directions for Use.

Notice: Read the entire label. Use only according to label directions. Before using this product, read Warranty Disclaimer, Inherent Risks of Use, and Limitation of Remedies at end of label booklet. If terms are unacceptable, return at once unopened.

In case of emergency endangering health or the environment involving this product, call 1-800-992-5994. If you wish to obtain additional product information, visit our web site at www.dowagro.com.

Agricultural Chemical: Do not ship or store with food, feeds, drugs or clothing.

EPA Reg. No. 62719-215

EPA Est. _____

®Trademark of Dow AgroSciences LLC

Produced for
Dow AgroSciences LLC
9330 Zionsville Road
Indianapolis, IN 46268

Net Contents __

19
47

(Page 1 through end):

Precautionary Statements

Hazards to Humans and Domestic Animals**DANGER**

Corrosive • Causes Irreversible Eye Damage • Harmful If Swallowed Or Absorbed Through Skin • Prolonged Or Frequently Repeated Skin Contact May Cause Allergic Reactions In Some Individuals.

Do not get in eyes, on skin, or on clothing. Wash thoroughly with soap and water after handling. Remove contaminated clothing and wash clothing before reuse.

Personal Protective Equipment (PPE)

Applicators and other handlers must wear:

- Long-sleeved shirt and long pants
- Shoes plus socks
- Protective eyewear
- Chemical resistant gloves (≥ 14 mils) such as butyl rubber, natural rubber, neoprene rubber or nitrile rubber

Follow manufacturer's instructions for cleaning/maintaining PPE. If no such instructions for washables, use detergent and hot water. Keep and wash PPE separately from other laundry.

Engineering Controls

When handlers use closed systems, enclosed cabs, or aircraft in a manner that meets the requirements listed in the WPS (40 CFR 170.240(d)(4-6)), the handler PPE requirements may be reduced or modified as specified in the WPS.

User Safety Recommendations

Users should:

- Wash hands before eating, drinking, chewing gum, using tobacco or using the toilet.
- Remove clothing immediately if pesticide gets inside. Then wash thoroughly and put on clean clothing.
- Remove PPE immediately after handling this product.
- Wash the outside of gloves before removing. As soon as possible, wash thoroughly and change into clean clothing.

First Aid

If in eyes: Hold eye open and rinse slowly and gently with water for 15-20 minutes. Remove contact lenses, if present, after the first 5 minutes, then continue rinsing eye. Call a poison control center or doctor for treatment advice.

If on skin or clothing: Take off contaminated clothing. Rinse skin immediately with plenty of water for 15-20 minutes. Call a poison control center or doctor for treatment advice.

If swallowed: Call a poison control center or doctor immediately for treatment advice. Have person sip a glass of water if able to swallow. Do not induce vomiting unless told to do so by a poison control center or doctor. Do not give anything by mouth to an unconscious person.

Note to Applicator: Allergic skin reaction is not expected from exposure to spray mixtures of this product when used as directed.

Note to Physician: Probable mucosal damage may contraindicate the use of gastric lavage.

Have the product container or label with you when calling a poison control center or doctor, or going for treatment. You may also contact 1-800-992-5994 for emergency medical treatment information.

Environmental Hazards

Drift or runoff may adversely affect nontarget plants. Do not apply directly to water, or to areas where surface water is present or to intertidal areas below the mean high water mark except when treating rice fields as specified in this product label. Do not contaminate water when cleaning equipment or disposing of equipment washwaters.



Physical or Chemical Hazards

Do not use or store the product near heat or open flame.

Directions for Use

It is a violation of Federal law to use this product in a manner inconsistent with its labeling. Read all Directions for Use carefully before applying.

Dow AgroSciences does not intend that this product be used for manufacturing or formulating.

Do not apply this product in a way that will contact workers or other persons, either directly or through drift. Only protected handlers may be in the area during application. For any requirements specific to your state or tribe, consult the agency responsible for pesticide regulation.

Agricultural Use Requirements

Use this product only in accordance with its labeling and with the Worker Protection Standard, 40 CFR Part 170. This Standard contains requirements for the protection of agricultural workers on farms, forests, nurseries, and greenhouses, and handlers of agricultural pesticides. It contains requirements for training, decontamination, notification, and emergency assistance. It also contains specific instructions and exceptions pertaining to the statements on this label about personal protective equipment (PPE), and restricted entry interval. The requirements in this box only apply to uses of this product that are covered by the Worker Protection Standard.

Do not enter or allow worker entry into treated areas during the restricted entry interval (REI) of 48 hours.

PPE required for early entry to treated areas that is permitted under the Worker Protection Standard and that involves contact with anything that has been treated, such as plants, soil, or water, is:

- Coveralls
- Shoes plus socks
- Protective eyewear
- Chemical-resistant gloves (≥ 14 mils) such as butyl rubber, natural rubber, neoprene rubber or nitrile rubber

Storage and Disposal

Do not contaminate water, food or feed by storage and disposal. Open dumping is prohibited.

Pesticide Storage: Store above 28°F or agitate before use. Do not store near heat or open flame.

Pesticide Disposal: Pesticide wastes are acutely hazardous. Improper disposal of excess pesticide, spray mixture, or rinsate is a violation of federal law. If these wastes cannot be disposed of by use according to label instructions, contact your state pesticide or environmental control agency, or the hazardous waste representative at the nearest EPA regional office for guidance.

Nonrefillable containers 5 gallons or less:

Container Reuse: Nonrefillable container. Do not reuse or refill this container. Offer for recycling if available.

21
47

Triple rinse or pressure rinse container (or equivalent) promptly after emptying. **Triple rinse** as follows: Empty the remaining contents into application equipment or a mix tank and drain for 10 seconds after the flow begins to drip. Fill the container 1/4 full with water and recap. Shake for 10 seconds. Pour rinsate into application equipment or a mix tank or store rinsate for later use or disposal. Drain for 10 seconds after the flow begins to drip. Repeat this procedure two more times. **Pressure rinse** as follows: Empty the remaining contents into application equipment or a mix tank and continue to drain for 10 seconds after the flow begins to drip. Hold container upside down over application equipment or mix tank or collect rinsate for later use or disposal. Insert pressure rinsing nozzle in the side of the container, and rinse at about 40 psi for at least 30 seconds. Drain for 10 seconds after the flow begins to drip.

Refillable containers 5 gallons or larger:

Container Reuse: Refillable container. Refill this container with pesticide only. Do not reuse this container for any other purpose.

Cleaning the container before final disposal is the responsibility of the person disposing of the container. Cleaning before refilling is the responsibility of the refiller. To clean the container before final disposal, empty the remaining contents from this container into application equipment or a mix tank. Fill the container about 10% full with water and, if possible, spray all sides while adding water. If practical, agitate vigorously or recirculate water with the pump for two minutes. Pour or pump rinsate into application equipment or rinsate collection system. Repeat this rinsing procedure two more times.

Nonrefillable containers 5 gallons or larger:

Container Reuse: Nonrefillable container. Do not reuse or refill this container. Offer for recycling if available.

Triple rinse or pressure rinse container (or equivalent) promptly after emptying. **Triple rinse** as follows: Empty the remaining contents into application equipment or a mix tank. Fill the container 1/4 full with water. Replace and tighten closures. Tip container on its side and roll it back and forth, ensuring at least one complete revolution, for 30 seconds. Stand the container on its end and tip it back and forth several times. Turn the container over onto its other end and tip it back and forth several times. Empty the rinsate into application equipment or a mix tank or store rinsate for later use or disposal. Repeat this procedure two more times. **Pressure rinse** as follows: Empty the remaining contents into application equipment or a mix tank and continue to drain for 10 seconds after the flow begins to drip. Hold container upside down over application equipment or mix tank or collect rinsate for later use or disposal. Insert pressure rinsing nozzle in the side of the container, and rinse at about 40 psi for at least 30 seconds. Drain for 10 seconds after the flow begins to drip.

General Information

Grandstand® R herbicide is a postemergence systemic herbicide for the control of certain broadleaf weeds in rice (including ratoon rice). Grandstand R controls broadleaf weeds through foliar uptake; therefore, thorough coverage of target weeds is important.

Use Precautions and Restrictions

- Apply this product to rice only as specified on this label. Do not apply to any other crop or site.
- Do not apply this product to upland (non-flooded) rice.
- Do not apply this product prior to the 2- to 3-leaf stage or after the 1/2 inch internode elongation stage of rice development (see special timing of application instructions for water seeded rice). Do not apply in the booting or subsequent stages of rice development.
- Do not apply where runoff or irrigation water may flow directly onto agricultural land other than rice fields as injury to crops may occur.
- Do not apply more than 1 pint (0.375 lb ae) per acre in a single application. Do not make more than two applications or apply more than 2 pints (0.75 lb ae) per acre during the growing season. Applications made after planting of rice must be at least 20 days apart.
- Do not apply Grandstand R directly to, or otherwise permit it to come into direct contact with, cotton, grapes, peanuts, soybeans, tobacco, vegetable crops, flowers, citrus, ornamental shrubs or trees, or

other desirable broadleaf plants, as serious injury may occur. Do not permit spray mists containing Grandstand R to drift onto such plants.

- Do not rotate treated land to crops other than rice for 4 months following treatment.
- When applying this product in tank mix combination, follow all applicable use directions, precautions, and limitations on each manufacturer's label.
- Do not apply less than 20 days prior to draining the field, unless the water is contained within a tailwater recovery system, or other system appropriate for preventing discharge from rice. Discharge is permitted 20 days following the last application of Grandstand R within the system.
- Application to fields which have been leveled (except water leveling) within 12 months prior to application may result in serious rice injury in areas that have been cut or filled.
- **Preharvest Interval:** Do not apply within 60 days before harvest.
- **Chemigation:** Do not apply this product through any type of irrigation system.
- Do not fish or commercially grow fish, shellfish or crustaceans (except crawfish) on treated acres during the 12 months following treatment. For crawfish production, do not apply Grandstand R later than 3 months prior to crawfish harvest.
- Do not apply Grandstand R with 32% liquid nitrogen fertilizer or zinc fertilizer.
- Do not apply Grandstand R following application of Whip herbicides.
- Use of this product on rice grown in the state of New York is prohibited.

Mixing Directions

Mixing Order

When preparing spray mixtures, the specified order of addition to the spray tank is half the water, drift control agent (if used), additional herbicide (if used), and Grandstand R. Then add the remainder of the water. The nonionic surfactant or crop oil concentrate should be added last unless otherwise specified on the surfactant label. Moderate continuous agitation is also required when Grandstand R is tank mixed with emulsifiable concentrate herbicides. When using any tank mixture, read and follow the use directions and precautions on each product label.

Spray Surfactants

For best broadleaf weed control with Grandstand R alone, use a nonionic surfactant (registered for agricultural use where required) or a crop oil concentrate (COC). The suggested rate of surfactant addition to the spray mixture is 0.25% to 0.5% by volume (2 to 4 pints per 100 gallons of spray mixture) unless otherwise recommended by the surfactant label. The suggested rate of the COC addition to the spray mixture is 1% by volume (8 pints per 100 gallons of spray mixture). Read and follow all use directions and precautions on the surfactant or COC label.

Application Precautions

Aerial Application

Broadcast apply Grandstand R in a minimum of 5 gallons of spray mixture per acre, except where state regulations specify a higher minimum gallonage. For postflood applications or when foliage is dense, use a spray volume of 5 to 10 gallons per acre to ensure uniform coverage. Apply at a height which provides the most effective swath width for the aircraft. Fixed wing aircraft or helicopters should have a well-designed spray system that produces a uniform spray pattern and minimizes spray drift.

Ground Application

Broadcast apply Grandstand R in a minimum of 10 gallons of spray mixture per acre. Flat fan nozzles are recommended. Utilize a well-designed spray system that produces a uniform spray pattern and minimizes spray drift.

Avoid Injurious Spray Drift

Make applications only when there is little or no hazard from spray drift. Small quantities of spray, which may not be visible, may seriously injure susceptible plants. Do not spray when wind is blowing toward susceptible crops or ornamental plants that are near enough to be injured. It is suggested that a continuous smoke column at or near the spray site or a smoke generator on the spray equipment be used

23
47

to detect air movement, lapse conditions, or temperature inversions (stable air). If the smoke layers or indicates a potential for hazardous drift, do not spray.

Spray Drift Management

Avoiding spray drift at the application site is the responsibility of the applicator. The interaction of many equipment and weather related factors determine the potential for spray drift. The applicator and the grower are responsible for considering all these factors when making decisions.

The following drift management requirements must be followed to avoid off-target drift movement from aerial applications:

1. The distance of the outer most operating nozzles on the boom must not exceed 3/4 the length of the wing or rotor.
2. Nozzles must always point backward parallel with the air stream and never be pointed downwards more than 45 degrees.

Where states have more stringent regulations, they should be observed.

The applicator should be familiar with and take into account the information covered in the following Aerial Drift Reduction Advisory. [This information is advisory in nature and does not supersede mandatory label requirements.]

Aerial Drift Reduction Advisory

Information on Droplet Size: The most effective way to reduce drift potential is to apply large droplets. The best drift management strategy is to apply the largest droplets that provide sufficient coverage and control. Applying larger droplets reduces drift potential, but will not prevent drift if applications are made improperly, or under unfavorable environmental conditions (see Wind, Temperature and Humidity, and Temperature Inversions).

Controlling Droplet Size:

- **Volume** - Use high flow rate nozzles to apply the highest practical spray volume. Nozzles with higher rated flows produce larger droplets.
- **Pressure** - Do not exceed the nozzle manufacturer's recommended pressures. For many nozzle types lower pressure produces larger droplets. When higher flow rates are needed, use higher flow rate nozzles instead of increasing pressure.
- **Number of Nozzles** - Use the minimum number of nozzles that provide uniform coverage.
- **Nozzle Orientation** - Orienting nozzles so that the spray is released parallel to the airstream produced larger droplets than other orientations and is the recommended practice. Significant deflection from horizontal will reduce droplet size and increase drift potential.
- **Nozzle Type** - Use a nozzle type that is designed for the intended application. With most nozzle types, narrower spray angles produce larger droplets. Consider using low-drift nozzles. Solid stream nozzles oriented straight back produce the largest droplets and the lowest drift.

Boom Length: For some use patterns, reducing the effective boom length to less than 3/4 of the wingspan or rotor length may further reduce drift without reducing swath width.

Application Height: Applications should not be made at a height greater than 10 feet above the top of the largest plants unless a greater height is required for aircraft safety. Making applications at the lowest height that is safe reduces exposure of droplets to evaporation and wind.

Swath Adjustment: When applications are made with a crosswind, the swath will be displaced downwind. Therefore, on the up and downwind edges of the field, the applicator must compensate for this displacement by adjusting the path of the aircraft upwind. Swath adjustment distance should increase, with increasing drift potential (higher wind, smaller drops, etc.).

24
47

Wind: Drift potential is lowest between wind speeds of 2 to 10 mph. However, many factors, including droplet size and equipment type determine drift potential at any given speed. Application should be avoided below 2 mph due to variable wind direction and high inversion potential. **Note:** Local terrain can influence wind patterns. Every applicator should be familiar with local wind patterns and how they affect spray drift.

Temperature and Humidity: When making applications in low relative humidity, set up equipment to produce larger droplets to compensate for evaporation. Droplet evaporation is most severe when conditions are both hot and dry.

Temperature Inversions: Applications should not occur during a local, low level temperature inversion because drift potential is high. Temperature inversions restrict vertical air mixing, which causes small suspended droplets to remain in a concentrated cloud. This cloud can move in unpredictable directions due to the light variable winds common during inversions. Temperature inversions are characterized by increasing temperatures with altitude and are common on nights with limited cloud cover and light to no wind. They begin to form as the sun sets and often continue into the morning. Their presence can be indicated by ground fog; however, if fog is not present, inversions can also be identified by the movement of the smoke from a ground source or an aircraft smoke generator. Smoke that layers and moves laterally in a concentrated cloud (under low wind conditions) indicates an inversion, while smoke that moves upward and rapidly dissipates indicates good vertical air mixing.

Sensitive Areas: The pesticide should only be applied when the potential for drift to adjacent sensitive areas (e.g., residential areas, bodies of water, known habitat for threatened or endangered species, non-target crops) is minimal (e.g., when wind is blowing away from the sensitive areas).

Application Directions

Application Timing

Grandstand R may be applied as a preplant burndown treatment prior to planting rice, to newly seeded rice, or ratoon rice following harvest of the first crop.

Preplant Burndown Application

Apply at least 21 days before planting dry seeded rice and 14 days before planting water seeded rice.

Application to Newly Seeded Rice

Apply from the 2- to 3-leaf to 1/2 inch internode elongation stage of growth. If two applications are made during the 2- to 3-leaf to 1/2 inch internode elongation stage of growth, they must be at least 20 days apart. (See special timing of application instructions for water seeded rice under Water Management).

Application to Ratoon Rice

Grandstand R may be applied within two weeks following harvest of the first crop to provide control of susceptible broadleaf weeds in ratoon rice.

Note: Rice is most tolerant to postemergence applications of Grandstand R from the 2- to 3-leaf stage to the 1/2 inch internode elongation stage of rice development. Postemergence applications of the higher rates of Grandstand R may result in temporary rice injury that appears as leaf chlorosis or stunting. Rice will normally recover from these symptoms in two to four weeks. Treatments applied after the 1/2 inch internode elongation stage may result in increased rice injury. Do not apply in the booting or subsequent stages.

Repeat Applications

Do not make more than two applications during the entire crop growing season. See Use Precautions and Restrictions for details.

Water Management

25
47

Preflood Application

For preflood applications, the rice should be in the 2- to 3-leaf stage or larger. A shallow flood may be applied no sooner than 72 hours following application of Grandstand R. If the weeds are drought stressed, flush the field before applying Grandstand R so that weeds are actively growing at time of treatment.

Postflood Application

For postflood applications, treatments should be made when weeds are well emerged above the water surface. Weeds submerged at the time of application will not be controlled. If water level is dropped to expose weeds prior to application, do not raise water level for at least 48 hours after application. The growing points of rice plants at the soil surface (crown) should be covered with water at the time of application.

Water Seeded Rice

In water seeded rice, do not apply before the 3- to 4-leaf stage or after the 1/2 inch internode elongation stage of growth.

Tolerance of Rice Varieties

Grandstand R may be used on all rice varieties except the variety "Millie" when grown in the state of Louisiana. However, because new varieties are introduced frequently, the tolerance of a new rice variety to Grandstand R should be checked before large areas are treated.

Application Rates and Weeds Controlled

Grandstand R should be applied to actively growing weeds at a rate of 0.67 to 1 pint (0.25 to 0.375 lb ae) per acre with a nonionic surfactant (0.25 to 0.5% by volume) or crop oil concentrate (1% by volume) (see Spray Surfactants under Mixing Directions). Apply 1 pint for difficult to control species, when broadleaf weeds are large, or in postflood applications.

Weed Control Information

Best control is achieved with applications prior to weed flowering. Weeds larger than 24 inches in height may not be adequately controlled. Postflood applications should be made when weeds are well emerged above the water surface. Weeds submerged at the time of application will not be controlled. **Note:** Numbers in parentheses refer to footnotes below table.

Weeds Controlled	Grandstand R (pint/acre)
common cocklebur	0.67 - 1
jointvetch spp. ¹	(0.25 - 0.375 lb
morningglory spp. ²	ae/acre)
alligatorweed	1
dayflower	(0.375 lb ae/acre)
eclipta	
hemp sesbania	
redstem	
ricefield bulrush	
rice flatsedge ³	
sicklepod	
Texasweed/Mexicanweed ⁴	
water hysopp	

¹ Jointvetch species are most susceptible from 10 inches to flowering stage of growth.

² Apply 1 pint per acre when morningglory runners are greater than 6 inches.

³ Rice flatsedge should be treated when less than 4 inches tall.

⁴ For optimum control, tank mix Grandstand R with propanil herbicide.

26
47**Application Timing and Water Management for Preflood Application in Drill Seeded Rice:**

Grandstand R (pint/acre)	Drill-Seeded Rice - Preflood Application		
	Rice Stage of Growth to Apply		Water Management
Grandstand R Alone	2-Leaf Stage	3- to 4-Leaf Stage	Hours After Application Before Flooding
0.5	No	No	--
0.67	No	Yes	72
1	No	Yes	72
Grandstand R Plus Propanil			
0.5	Yes	Yes	72
0.67	No	Yes	72

Tank Mix Recommendations

Grandstand R may be tank mixed with several rice herbicides including Grasp SC, Permit, Newpath, Beyond, Facet and Aim for broad spectrum weed control in rice. Tank mix applications are to be used only when the rice is well established and in the recommended stage of growth for treatment with Grandstand R and the recommended tank mix product. For best results, weed species should also be in the proper stage of growth as specified on the Grandstand R and tank mix product label. When tank mixing, always follow the use directions and precautions in accordance with each herbicide label. No label dosage rates may be exceeded.

Drill Seeded Rice**Preflood Application**

Tank Mix with Propanil Herbicides: Grandstand R may be tank mixed with propanil herbicides in a preflood application to control grass and broadleaf weed species. Apply 0.5 to 0.67 pint of Grandstand R (0.19 to 0.25 lb ae) per acre plus 3 to 4 lb ai of the propanil herbicide per acre. Do not add a surfactant or crop oil concentrate when using propanil herbicides formulated as emulsifiable concentrates. A nonionic surfactant at 0.25% by volume is recommended when using propanil herbicides formulated as dry products or as flowables.

Postflood Application

Grandstand R may be tank mixed with propanil herbicides in a postflood application to control grass and broadleaf weed species. Apply 0.67 to 1 pint of Grandstand R (0.25 to 0.375 lb ae) per acre plus 1 to 4 lb ai of the propanil herbicide per acre. Do not add a surfactant or crop oil concentrate when using propanil herbicides formulated as emulsifiable concentrates. A nonionic surfactant at 0.25% by volume is recommended when using propanil herbicides formulated as dry products or as flowables. When using the 1 lb per acre rate of propanil with Grandstand R, use only the emulsifiable concentrate formulation of propanil herbicide.

Water Seeded Rice

Rice in the 3- to 4-Leaf to Tillering Stage: Grandstand R may be tank mixed with or propanil herbicides in a postflood application to water seeded rice to control grass and broadleaf weeds. Apply 0.5 to 0.67 pint of Grandstand R (0.19 to 0.25 lb ae) per acre plus 3 to 4 lb ai of the propanil herbicide per acre. Do not use a surfactant or crop oil concentrate with the propanil herbicides formulated as emulsifiable concentrates. A nonionic surfactant at 0.25% by volume is recommended when using propanil herbicides formulated as dry products or as flowables.

Rice in the Tillering to 1/2 Inch Internode Stage: Grandstand R may be tank mixed with propanil herbicides in a postflood application to control grass and broadleaf weed species. Apply 0.67 to 1 pint of

Grandstand R (0.25 to 0.375 lb ae) per acre plus 1 to 4 lb ai of the propanil herbicide per acre. Do not add a surfactant or crop oil concentrate when using propanil herbicides formulated as emulsifiable concentrates. A nonionic surfactant at 0.25% by volume is recommended when using propanil herbicides formulated as dry products or as flowables. When using the 1 lb per acre rate of propanil with Grandstand R, use only the emulsifiable concentrate formulation of propanil.

Terms and Conditions of Use

If terms of the following Warranty Disclaimer, Inherent Risks of Use, and Limitation of Remedies are not acceptable, return unopened package at once to the seller for a full refund of purchase price paid. Otherwise, use by the buyer or any other user constitutes acceptance of the terms under Warranty Disclaimer, Inherent Risks of Use and Limitations of Remedies.

Warranty Disclaimer

Dow AgroSciences warrants that this product conforms to the chemical description on the label and is reasonably fit for the purposes stated on the label when used in strict accordance with the directions, subject to the inherent risks set forth below. Dow AgroSciences MAKES NO OTHER EXPRESS OR IMPLIED WARRANTY OF MERCHANTABILITY OR FITNESS FOR A PARTICULAR PURPOSE OR ANY OTHER EXPRESS OR IMPLIED WARRANTY.

Inherent Risks of Use

It is impossible to eliminate all risks associated with use of this product. Crop injury, lack of performance, or other unintended consequences may result because of such factors as use of the product contrary to label instructions (including conditions noted on the label, such as unfavorable temperatures, soil conditions, etc.), abnormal conditions (such as excessive rainfall, drought, tornadoes, hurricanes), presence of other materials, the manner of application, or other factors, all of which are beyond the control of Dow AgroSciences or the seller. All such risks shall be assumed by buyer.

Limitation of Remedies

To the extent permitted by law, the exclusive remedy for losses or damages resulting from this product (including claims based on contract, negligence, strict liability, or other legal theories), shall be limited to, at Dow AgroSciences' election, one of the following:

- (1) Refund of purchase price paid by buyer or user for product bought, or
- (2) Replacement of amount of product used

To the extent permitted by law, Dow AgroSciences shall not be liable for losses or damages resulting from handling or use of this product unless Dow AgroSciences is promptly notified of such loss or damage in writing. To the extent permitted by law, in no case shall Dow AgroSciences be liable for consequential or incidental damages or losses.

The terms of the Warranty Disclaimer, Inherent Risks of Use, and this Limitation of Remedies cannot be varied by any written or verbal statements or agreements. No employee or sales agent of Dow AgroSciences or the seller is authorized to vary or exceed the terms of the Warranty Disclaimer or this Limitation of Remedies in any manner.

®Trademark of Dow AgroSciences LLC
EPA accepted __/__/__

28
47

[Sub Label B: California]

(Base label for rigid containers 5 gal or less):

Grandstand[®] CA

Herbicide

For selective postemergence broadleaf weed control in rice.

Active Ingredient:

triclopyr (3,5,6-trichloro-2-pyridinyloxyacetic acid), triethylamine salt	44.4%
Other Ingredients	55.6%
Total	100.0%

Acid Equivalent: Triclopyr - 31.8% - 3 lb/gallon

**ACCEPTED
with COMMENTS
In EPA Letter Dated
OCT 16 2008**

**Under the Federal Insecticide,
Fungicide, and Rodenticide Act
as amended, for the pesticide
registered under EPA Reg. No.
62719-215**

Keep Out of Reach of Children

DANGER PELIGRO

Si usted no entiende la etiqueta, busque a alguien para que se la explique a usted en detalle. (If you do not understand the label, find someone to explain it to you in detail.)

Precautionary Statements

Hazards to Humans and Domestic Animals

Corrosive • Causes Irreversible Eye Damage • Harmful If Swallowed Or Absorbed Through Skin • Prolonged Or Frequently Repeated Skin Contact May Cause Allergic Reactions In Some Individuals.

Do not get in eyes, on skin, or on clothing. Wash thoroughly with soap and water after handling. Remove contaminated clothing and wash clothing before reuse.

Personal Protective Equipment (PPE)

Applicators and other handlers must wear:

- Long-sleeved shirt and long pants
- Shoes plus socks
- Protective eyewear
- Chemical resistant gloves (≥14 mils) such as butyl rubber, natural rubber, neoprene rubber or nitrile rubber

Follow manufacturer's instructions for cleaning/maintaining PPE. If no such instructions for washables, use detergent and hot water. Keep and wash PPE separately from other laundry.

Engineering Controls

When handlers use closed systems, enclosed cabs, or aircraft in a manner that meets the requirements listed in the WPS (40 CFR 170.240(d)(4-6), the handler PPE requirements may be reduced or modified as specified in the WPS.

User Safety Recommendations

Users should:

- Wash hands before eating, drinking, chewing gum, using tobacco or using the toilet.

29
47

- Remove clothing immediately if pesticide gets inside. Then wash thoroughly and put on clean clothing.
- Remove PPE immediately after handling this product.
- Wash the outside of gloves before removing. As soon as possible, wash thoroughly and change into clean clothing.

First Aid

If in eyes: Hold eye open and rinse slowly and gently with water for 15-20 minutes. Remove contact lenses, if present, after the first 5 minutes, then continue rinsing eye. Call a poison control center or doctor for treatment advice.

If on skin or clothing: Take off contaminated clothing. Rinse skin immediately with plenty of water for 15-20 minutes. Call a poison control center or doctor for treatment advice.

If swallowed: Call a poison control center or doctor immediately for treatment advice. Have person sip a glass of water if able to swallow. Do not induce vomiting unless told to do so by a poison control center or doctor. Do not give anything by mouth to an unconscious person.

Note to Applicator: Allergic skin reaction is not expected from exposure to spray mixtures of this product when used as directed.

Note to Physician: Probable mucosal damage may contraindicate the use of gastric lavage.

Have the product container or label with you when calling a poison control center or doctor, or going for treatment. You may also contact 1-800-992-5994 for emergency medical treatment information.

Environmental Hazards

Drift or runoff may adversely affect nontarget plants. Do not apply directly to water, or to areas where surface water is present or to intertidal areas below the mean high water mark except when treating rice fields as specified in this product label. Do not contaminate water when cleaning equipment or disposing of equipment washwaters.

Physical or Chemical Hazards

Do not use or store the product near heat or open flame.

Agricultural Use Requirements

Use this product only in accordance with its labeling and with the Worker Protection Standard, 40 CFR Part 170. Refer to the label booklet under "Agricultural Use Requirements" in the Directions for Use section for information about this standard.

Storage and Disposal

Do not contaminate water, food, or feed by storage and disposal.

Pesticide Storage: Store above 28°F or agitate before use. Do not store near heat or open flame.

Pesticide Disposal: Pesticide wastes are acutely hazardous. Improper disposal of excess pesticide, spray mixture, or rinsate is a violation of federal law. If these wastes cannot be disposed of by use according to label instructions, contact your state pesticide or environmental control agency, or the hazardous waste representative at the nearest EPA regional office for guidance.

Container Reuse: Nonrefillable container. Do not reuse or refill this container. Offer for recycling if available.

Triple rinse or pressure rinse container (or equivalent) promptly after emptying. **Triple rinse** as follows: Empty the remaining contents into application equipment or a mix tank and drain for 10 seconds after the flow begins to drip. Fill the container 1/4 full with water and recap. Shake for 10 seconds. Pour rinsate into application equipment or a mix tank or store rinsate for later use or disposal. Drain for 10 seconds after the flow begins to drip. Repeat this procedure two more times. **Pressure rinse** as follows: Empty the remaining contents into application equipment or a mix tank and continue to drain for 10 seconds after the flow begins to drip. Hold container upside down over application equipment or mix tank or

30
47

collect rinsate for later use or disposal. Insert pressure rinsing nozzle in the side of the container, and rinse at about 40 psi for at least 30 seconds. Drain for 10 seconds after the flow begins to drip.

Refer to label booklet for Directions for Use.

Notice: Read the entire label. Use only according to label directions. **Before using this product, read Warranty Disclaimer, Inherent Risks of Use, and Limitation of Remedies at end of label booklet. If terms are unacceptable, return at once unopened.**

In case of emergency endangering health or the environment involving this product, call 1-800-992-5994. If you wish to obtain additional product information, visit our web site at www.dowagro.com.

Agricultural Chemical: Do not ship or store with food, feeds, drugs or clothing.

EPA Reg. No. 62719-215

EPA Est. _____

®Trademark of Dow AgroSciences LLC

**Produced for
Dow AgroSciences LLC
9330 Zionsville Road
Indianapolis, IN 46268**

Net Contents __

31
47

(Base label for refillable rigid containers larger than 5 gal):

Grandstand® CA**Herbicide****For selective postemergence broadleaf weed control in rice.**

Active Ingredient:

triclopyr (3,5,6-trichloro-2-pyridinyloxyacetic acid), triethylamine salt	44.4%
Other Ingredients	55.6%
Total	100.0%

Acid Equivalent: Triclopyr - 31.8% - 3 lb/gallon

ACCEPTED
with COMMENTS
in EPA Letter Dated

OCT 16 2008

Under the Federal Insecticide,
Fungicide, and Rodenticide Act
as amended, for the pesticide
registered under EPA Reg. No.62719-215**Keep Out of Reach of Children****DANGER PELIGRO**

Si usted no entiende la etiqueta, busque a alguien para que se la explique a usted en detalle. (If you do not understand the label, find someone to explain it to you in detail.)

Precautionary Statements**Hazards to Humans and Domestic Animals****Corrosive • Causes Irreversible Eye Damage • Harmful If Swallowed Or Absorbed Through Skin • Prolonged Or Frequently Repeated Skin Contact May Cause Allergic Reactions In Some Individuals.****Do not get in eyes, on skin, or on clothing. Wash thoroughly with soap and water after handling. Remove contaminated clothing and wash clothing before reuse.****Personal Protective Equipment (PPE)****Applicators and other handlers must wear:**

- Long-sleeved shirt and long pants
- Shoes plus socks
- Protective eyewear
- Chemical resistant gloves (≥14 mils) such as butyl rubber, natural rubber, neoprene rubber or nitrile rubber

Follow manufacturer's instructions for cleaning/maintaining PPE. If no such instructions for washables, use detergent and hot water. Keep and wash PPE separately from other laundry.

Engineering Controls

When handlers use closed systems, enclosed cabs, or aircraft in a manner that meets the requirements listed in the WPS (40 CFR 170.240(d)(4-6)), the handler PPE requirements may be reduced or modified as specified in the WPS.

User Safety Recommendations

Users should:

- Wash hands before eating, drinking, chewing gum, using tobacco or using the toilet.
- Remove clothing immediately if pesticide gets inside. Then wash thoroughly and put on clean clothing.
- Remove PPE immediately after handling this product.

32
47

- Wash the outside of gloves before removing. As soon as possible, wash thoroughly and change into clean clothing.

First Aid

If in eyes: Hold eye open and rinse slowly and gently with water for 15-20 minutes. Remove contact lenses, if present, after the first 5 minutes, then continue rinsing eye. Call a poison control center or doctor for treatment advice.

If on skin or clothing: Take off contaminated clothing. Rinse skin immediately with plenty of water for 15-20 minutes. Call a poison control center or doctor for treatment advice.

If swallowed: Call a poison control center or doctor immediately for treatment advice. Have person sip a glass of water if able to swallow. Do not induce vomiting unless told to do so by a poison control center or doctor. Do not give anything by mouth to an unconscious person.

Note to Applicator: Allergic skin reaction is not expected from exposure to spray mixtures of this product when used as directed.

Note to Physician: Probable mucosal damage may contraindicate the use of gastric lavage.

Have the product container or label with you when calling a poison control center or doctor, or going for treatment. You may also contact 1-800-992-5994 for emergency medical treatment information.

Environmental Hazards

Drift or runoff may adversely affect nontarget plants. Do not apply directly to water, or to areas where surface water is present or to intertidal areas below the mean high water mark except when treating rice fields as specified in this product label. Do not contaminate water when cleaning equipment or disposing of equipment washwaters.



Physical or Chemical Hazards

Do not use or store the product near heat or open flame.

Agricultural Use Requirements

Use this product only in accordance with its labeling and with the Worker Protection Standard, 40 CFR Part 170. Refer to the label booklet under "Agricultural Use Requirements" in the Directions for Use section for information about this standard.

Storage and Disposal

Do not contaminate water, food, or feed by storage and disposal.

Pesticide Storage: Store above 28°F or agitate before use. Do not store near heat or open flame.

Pesticide Disposal: Pesticide wastes are acutely hazardous. Improper disposal of excess pesticide, spray mixture, or rinsate is a violation of federal law. If these wastes cannot be disposed of by use according to label instructions, contact your state pesticide or environmental control agency, or the hazardous waste representative at the nearest EPA regional office for guidance.

Container Reuse: Refillable container. Refill this container with pesticide only. Do not reuse this container for any other purpose.

Cleaning the container before final disposal is the responsibility of the person disposing of the container. Cleaning before refilling is the responsibility of the refiller. To clean the container before final disposal, empty the remaining contents from this container into application equipment or a mix tank. Fill the container about 10% full with water and, if possible, spray all sides while adding water. If practical, agitate vigorously or recirculate water with the pump for two minutes. Pour or pump rinsate into application equipment or rinsate collection system. Repeat this rinsing procedure two more times.

Refer to label booklet for Directions for Use.

33
47

Notice: Read the entire label. Use only according to label directions. **Before using this product, read Warranty Disclaimer, Inherent Risks of Use, and Limitation of Remedies at end of label booklet. If terms are unacceptable, return at once unopened.**

In case of emergency endangering health or the environment involving this product, call 1-800-992-5994. If you wish to obtain additional product information, visit our web site at www.dowagro.com.

Agricultural Chemical: Do not ship or store with food, feeds, drugs or clothing.

EPA Reg. No. 62719-215

EPA Est. _____

®Trademark of Dow AgroSciences LLC

**Produced for
Dow AgroSciences LLC
9330 Zionsville Road
Indianapolis, IN 46268**

Net Contents _____

34
47

(Base label for nonrefillable rigid containers larger than 5 gal):

Grandstand® CA

Herbicide

For selective postemergence broadleaf weed control in rice.

Active Ingredient:

triclopyr (3,5,6-trichloro-2-pyridinyloxyacetic acid), triethylamine salt	44.4%
Other Ingredients	55.6%
Total	100.0%

Acid Equivalent: Triclopyr - 31.8% - 3 lb/gallon

Keep Out of Reach of Children

DANGER PELIGRO

Si usted no entiende la etiqueta, busque a alguien para que se la explique a usted en detalle. (If you do not understand the label, find someone to explain it to you in detail.)

Precautionary Statements

Hazards to Humans and Domestic Animals

Corrosive • Causes Irreversible Eye Damage • Harmful If Swallowed Or Absorbed Through Skin • Prolonged Or Frequently Repeated Skin Contact May Cause Allergic Reactions In Some Individuals.

Do not get in eyes, on skin, or on clothing. Wash thoroughly with soap and water after handling. Remove contaminated clothing and wash clothing before reuse.

Personal Protective Equipment (PPE)

Applicators and other handlers must wear:

- Long-sleeved shirt and long pants
- Shoes plus socks
- Protective eyewear
- Chemical resistant gloves (≥14 mils) such as butyl rubber, natural rubber, neoprene rubber or nitrile rubber

Follow manufacturer's instructions for cleaning/maintaining PPE. If no such instructions for washables, use detergent and hot water. Keep and wash PPE separately from other laundry.

Engineering Controls

When handlers use closed systems, enclosed cabs, or aircraft in a manner that meets the requirements listed in the WPS (40 CFR 170.240(d)(4-6)), the handler PPE requirements may be reduced or modified as specified in the WPS.

User Safety Recommendations

Users should:

- Wash hands before eating, drinking, chewing gum, using tobacco or using the toilet.
- Remove clothing immediately if pesticide gets inside. Then wash thoroughly and put on clean clothing.
- Remove PPE immediately after handling this product.

35
47

- Wash the outside of gloves before removing. As soon as possible, wash thoroughly and change into clean clothing.

First Aid

If in eyes: Hold eye open and rinse slowly and gently with water for 15-20 minutes. Remove contact lenses, if present, after the first 5 minutes, then continue rinsing eye. Call a poison control center or doctor for treatment advice.

If on skin or clothing: Take off contaminated clothing. Rinse skin immediately with plenty of water for 15-20 minutes. Call a poison control center or doctor for treatment advice.

If swallowed: Call a poison control center or doctor immediately for treatment advice. Have person sip a glass of water if able to swallow. Do not induce vomiting unless told to do so by a poison control center or doctor. Do not give anything by mouth to an unconscious person.

Note to Applicator: Allergic skin reaction is not expected from exposure to spray mixtures of this product when used as directed.

Note to Physician: Probable mucosal damage may contraindicate the use of gastric lavage.

Have the product container or label with you when calling a poison control center or doctor, or going for treatment. You may also contact 1-800-992-5994 for emergency medical treatment information.

Environmental Hazards

Drift or runoff may adversely affect nontarget plants. Do not apply directly to water, or to areas where surface water is present or to intertidal areas below the mean high water mark except when treating rice fields as specified in this product label. Do not contaminate water when cleaning equipment or disposing of equipment washwaters.



Physical or Chemical Hazards

Do not use or store the product near heat or open flame.

Agricultural Use Requirements

Use this product only in accordance with its labeling and with the Worker Protection Standard, 40 CFR Part 170. Refer to the label booklet under "Agricultural Use Requirements" in the Directions for Use section for information about this standard.

Storage and Disposal

Do not contaminate water, food, or feed by storage and disposal.

Pesticide Storage: Store above 28°F or agitate before use. Do not store near heat or open flame.

Pesticide Disposal: Pesticide wastes are acutely hazardous. Improper disposal of excess pesticide, spray mixture, or rinsate is a violation of federal law. If these wastes cannot be disposed of by use according to label instructions, contact your state pesticide or environmental control agency, or the hazardous waste representative at the nearest EPA regional office for guidance.

Container Reuse: Nonrefillable container. Do not reuse or refill this container. Offer for recycling if available.

Triple rinse or pressure rinse container (or equivalent) promptly after emptying. **Triple rinse** as follows: Empty the remaining contents into application equipment or a mix tank. Fill the container 1/4 full with water. Replace and tighten closures. Tip container on its side and roll it back and forth, ensuring at least one complete revolution, for 30 seconds. Stand the container on its end and tip it back and forth several times. Turn the container over onto its other end and tip it back and forth several times. Empty the rinsate into application equipment or a mix tank or store rinsate for later use or disposal. Repeat this procedure two more times. **Pressure rinse** as follows: Empty the remaining contents into application equipment or a mix tank and continue to drain for 10 seconds after the flow begins to drip. Hold container upside down over application equipment or mix tank or collect rinsate for later use or disposal. Insert

36
47

pressure rinsing nozzle in the side of the container, and rinse at about 40 psi for at least 30 seconds. Drain for 10 seconds after the flow begins to drip.

Refer to label booklet for Directions for Use.

Notice: Read the entire label. Use only according to label directions. **Before using this product, read Warranty Disclaimer, Inherent Risks of Use, and Limitation of Remedies at end of label booklet. If terms are unacceptable, return at once unopened.**

In case of emergency endangering health or the environment involving this product, call 1-800-992-5994. If you wish to obtain additional product information, visit our web site at www.dowagro.com.

Agricultural Chemical: Do not ship or store with food, feeds, drugs or clothing.

EPA Reg. No. 62719-215

EPA Est. _____

®Trademark of Dow AgroSciences LLC

**Produced for
Dow AgroSciences LLC
9330 Zionsville Road
Indianapolis, IN 46268**

Net Contents ____

37
47

(Label booklet cover):

Grandstand[®] CA

Herbicide

For selective postemergence broadleaf weed control in rice.

Active Ingredient:

triclopyr (3,5,6-trichloro-2-pyridinyloxyacetic acid), triethylamine salt	44.4%
Other Ingredients	55.6%
Total	100.0%

Acid Equivalent: Triclopyr - 31.8% - 3 lb/gallon

Keep Out of Reach of Children

DANGER PELIGRO

Si usted no entiende la etiqueta, busque a alguien para que se la explique a usted en detalle. (If you do not understand the label, find someone to explain it to you in detail.)

Agricultural Use Requirements

Use this product only in accordance with its labeling and with the Worker Protection Standard, 40 CFR Part 170. Refer to the label booklet under "Agricultural Use Requirements" in the Directions for Use section for information about this standard.

Refer to inside of label booklet for additional precautionary information including Directions for Use.

Notice: Read the entire label. Use only according to label directions. **Before using this product, read Warranty Disclaimer, Inherent Risks of Use, and Limitation of Remedies at end of label booklet. If terms are unacceptable, return at once unopened.**

In case of emergency endangering health or the environment involving this product, call 1-800-992-5994. If you wish to obtain additional product information, visit our web site at www.dowagro.com.

Agricultural Chemical: Do not ship or store with food, feeds, drugs or clothing.

EPA Reg. No. 62719-215

EPA Est. _____

®Trademark of Dow AgroSciences LLC.

**Produced for
Dow AgroSciences LLC
9330 Zionsville Road
Indianapolis, IN 46268**

Net Contents ____

(Page 1 through end):

Precautionary Statements

Hazards to Humans and Domestic Animals

DANGER

Corrosive • Causes Irreversible Eye Damage • Harmful If Swallowed Or Absorbed Through Skin • Prolonged Or Frequently Repeated Skin Contact May Cause Allergic Reactions In Some Individuals.

Do not get in eyes, on skin, or on clothing. Wash thoroughly with soap and water after handling. Remove contaminated clothing and wash clothing before reuse.

Personal Protective Equipment (PPE)

Applicators and other handlers must wear:

- Long-sleeved shirt and long pants
- Shoes plus socks
- Protective eyewear
- Chemical resistant gloves (≥ 14 mils) such as butyl rubber, natural rubber, neoprene rubber or nitrile rubber

Follow manufacturer's instructions for cleaning/maintaining PPE. If no such instructions for washables, use detergent and hot water. Keep and wash PPE separately from other laundry.

Engineering Controls

When handlers use closed systems, enclosed cabs, or aircraft in a manner that meets the requirements listed in the WPS (40 CFR 170.240(d)(4-6)), the handler PPE requirements may be reduced or modified as specified in the WPS.

User Safety Recommendations

Users should:

- Wash hands before eating, drinking, chewing gum, using tobacco or using the toilet.
- Remove clothing immediately if pesticide gets inside. Then wash thoroughly and put on clean clothing.
- Remove PPE immediately after handling this product.
- Wash the outside of gloves before removing. As soon as possible, wash thoroughly and change into clean clothing.

First Aid

If in eyes: Hold eye open and rinse slowly and gently with water for 15-20 minutes. Remove contact lenses, if present, after the first 5 minutes, then continue rinsing eye. Call a poison control center or doctor for treatment advice.

If on skin or clothing: Take off contaminated clothing. Rinse skin immediately with plenty of water for 15-20 minutes. Call a poison control center or doctor for treatment advice.

If swallowed: Call a poison control center or doctor immediately for treatment advice. Have person sip a glass of water if able to swallow. Do not induce vomiting unless told to do so by a poison control center or doctor. Do not give anything by mouth to an unconscious person.

Note to Applicator: Allergic skin reaction is not expected from exposure to spray mixtures of this product when used as directed.

Note to Physician: Probable mucosal damage may contraindicate the use of gastric lavage.

Have the product container or label with you when calling a poison control center or doctor, or going for treatment. You may also contact 1-800-992-5994 for emergency medical treatment information.

Environmental Hazards

Drift or runoff may adversely affect nontarget plants. Do not apply directly to water, or to areas where surface water is present or to intertidal areas below the mean high water mark except when treating rice fields as specified in this product label. Do not contaminate water when cleaning equipment or disposing of equipment washwaters.



Physical or Chemical Hazards

Do not use or store the product near heat or open flame.

Directions for Use

It is a violation of Federal law to use this product in a manner inconsistent with its labeling. Read all Directions for Use carefully before applying.

Dow AgroSciences does not intend that this product be used for manufacturing or formulating.

Do not apply this product in a way that will contact workers or other persons, either directly or through drift. Only protected handlers may be in the area during application. For any requirements specific to your state or tribe, consult the agency responsible for pesticide regulation.

Agricultural Use Requirements

Use this product only in accordance with its labeling and with the Worker Protection Standard, 40 CFR Part 170. This Standard contains requirements for the protection of agricultural workers on farms, forests, nurseries, and greenhouses, and handlers of agricultural pesticides. It contains requirements for training, decontamination, notification, and emergency assistance. It also contains specific instructions and exceptions pertaining to the statements on this label about personal protective equipment (PPE), and restricted entry interval. The requirements in this box only apply to uses of this product that are covered by the Worker Protection Standard.

Do not enter or allow worker entry into treated areas during the restricted entry interval (REI) of 48 hours.

PPE required for early entry to treated areas that is permitted under the Worker Protection Standard and that involves contact with anything that has been treated, such as plants, soil, or water, is:

- Coveralls
- Shoes plus socks
- Protective eyewear
- Chemical-resistant gloves (≥ 14 mils) such as butyl rubber, natural rubber, neoprene rubber or nitrile rubber

Storage and Disposal

Do not contaminate water, food or feed by storage and disposal. Open dumping is prohibited.

Pesticide Storage: Store above 28°F or agitate before use. Do not store near heat or open flame.

Pesticide Disposal: Pesticide wastes are acutely hazardous. Improper disposal of excess pesticide, spray mixture, or rinsate is a violation of federal law. If these wastes cannot be disposed of by use according to label instructions, contact your state pesticide or environmental control agency, or the hazardous waste representative at the nearest EPA regional office for guidance.

Nonrefillable containers 5 gallons or less:

Container Reuse: Nonrefillable container. Do not reuse or refill this container. Offer for recycling if available.

40
47

Triple rinse or pressure rinse container (or equivalent) promptly after emptying. **Triple rinse** as follows: Empty the remaining contents into application equipment or a mix tank and drain for 10 seconds after the flow begins to drip. Fill the container 1/4 full with water and recap. Shake for 10 seconds. Pour rinsate into application equipment or a mix tank or store rinsate for later use or disposal. Drain for 10 seconds after the flow begins to drip. Repeat this procedure two more times. **Pressure rinse** as follows: Empty the remaining contents into application equipment or a mix tank and continue to drain for 10 seconds after the flow begins to drip. Hold container upside down over application equipment or mix tank or collect rinsate for later use or disposal. Insert pressure rinsing nozzle in the side of the container, and rinse at about 40 psi for at least 30 seconds. Drain for 10 seconds after the flow begins to drip.

Refillable containers 5 gallons or larger:

Container Reuse: Refillable container. Refill this container with pesticide only. Do not reuse this container for any other purpose.

Cleaning the container before final disposal is the responsibility of the person disposing of the container. Cleaning before refilling is the responsibility of the refiller. To clean the container before final disposal, empty the remaining contents from this container into application equipment or a mix tank. Fill the container about 10% full with water and, if possible, spray all sides while adding water. If practical, agitate vigorously or recirculate water with the pump for two minutes. Pour or pump rinsate into application equipment or rinsate collection system. Repeat this rinsing procedure two more times.

Nonrefillable containers 5 gallons or larger:

Container Reuse: Nonrefillable container. Do not reuse or refill this container. Offer for recycling if available.

Triple rinse or pressure rinse container (or equivalent) promptly after emptying. **Triple rinse** as follows: Empty the remaining contents into application equipment or a mix tank. Fill the container 1/4 full with water. Replace and tighten closures. Tip container on its side and roll it back and forth, ensuring at least one complete revolution, for 30 seconds. Stand the container on its end and tip it back and forth several times. Turn the container over onto its other end and tip it back and forth several times. Empty the rinsate into application equipment or a mix tank or store rinsate for later use or disposal. Repeat this procedure two more times. **Pressure rinse** as follows: Empty the remaining contents into application equipment or a mix tank and continue to drain for 10 seconds after the flow begins to drip. Hold container upside down over application equipment or mix tank or collect rinsate for later use or disposal. Insert pressure rinsing nozzle in the side of the container, and rinse at about 40 psi for at least 30 seconds. Drain for 10 seconds after the flow begins to drip.

General Information

Grandstand® CA herbicide is a postemergence systemic herbicide for the control of certain broadleaf weeds in rice. Grandstand CA controls broadleaf weeds through foliar uptake; therefore, thorough coverage of target weeds is important.

Use Precautions and Restrictions

- Apply this product to rice only as specified on this label. Do not apply to any other crop or site.
- Do not apply this product to upland (non-flooded) rice.
- Do not apply this product prior to the 2- to 3-leaf stage or after the 1/2 inch internode elongation stage of rice development (see special timing of application instructions for water seeded rice). Do not apply in the booting or subsequent stages of rice development.
- Do not apply where runoff or irrigation water may flow directly onto agricultural land other than rice fields as injury to crops may occur.
- Do not apply more than 1 pint (0.375 lb ae) per acre in a single application. Do not make more than two applications or apply more than 2 pints (0.75 lb ae) per acre during the growing season. Applications made after planting of rice must be at least 20 days apart.
- Do not apply Grandstand CA directly to, or otherwise permit it to come into direct contact with, broadleaf field crops, tree and vine crops, vegetable crops, flowers, ornamental shrubs or trees, or

41
47

other desirable broadleaf plants, as serious injury may occur. Do not permit spray mists containing Grandstand CA to drift onto such plants.

- Do not rotate treated land to crops other than rice for 4 months following treatment.
- When applying this product in tank mix combination, follow all applicable use directions, precautions, and limitations on each manufacturer's label.
- Do not apply less than 20 days prior to draining the field, unless the water is contained within a tailwater recovery system, or other system appropriate for preventing discharge from rice. Discharge is permitted 20 days following the last application of Grandstand CA within the system.
- Application to fields which have been leveled (except water leveling) within 12 months prior to application may result in serious rice injury in areas that have been cut or filled.
- **Preharvest Interval:** Do not apply within 60 days before harvest.
- **Chemigation:** Do not apply this product through any type of irrigation system.
- Do not fish or commercially grow fish, shellfish or crustaceans (except crawfish) on treated acres during the 12 months following treatment. For crawfish production, do not apply Grandstand CA later than 3 months prior to crawfish harvest.
- Do not apply Grandstand CA with 32% liquid nitrogen fertilizer or zinc fertilizer.
- Grandstand CA may be applied 14 days after application of Whip.

Mixing Directions

Mixing Order

When preparing spray mixtures, the specified order of addition to the spray tank is half the water, drift control agent (if used), additional herbicide (if used), and Grandstand CA. Then add the remainder of the water. The nonionic surfactant or crop oil concentrate should be added last unless otherwise specified on the surfactant label. Moderate continuous agitation is also required when Grandstand CA is tank mixed with emulsifiable concentrate herbicides. When using any tank mixture, read and follow the use directions and precautions on each product label.

Spray Surfactants

For best broadleaf weed control with Grandstand CA alone, use a nonionic surfactant (registered for agricultural use where required) or a crop oil concentrate (COC). The suggested rate of surfactant addition to the spray mixture is 0.25% to 0.5% by volume (2 to 4 pints per 100 gallons of spray mixture) unless otherwise recommended by the surfactant label. The suggested rate of the COC addition to the spray mixture is 1% by volume (8 pints per 100 gallons of spray mixture). Read and follow all use directions and precautions on the surfactant or COC label.

Application Precautions

Aerial Application

Broadcast apply Grandstand CA in a minimum of 5 gallons of spray mixture per acre, except where state regulations specify a higher minimum gallonage. For postflood applications or when foliage is dense, use a spray volume of 5 to 10 gallons per acre to ensure uniform coverage. Apply at a height which provides the most effective swath width for the aircraft. Fixed wing aircraft or helicopters should have a well-designed spray system that produces a uniform spray pattern and minimizes spray drift.

Wind: For the protection of sensitive crops, a positive wind flow of at least 3 mph, wind away, from the sensitive crop is recommended. No sensitive crops are to be located within 1 mile downwind from the application site. The maximum wind speed is 10 mph. Do not make aerial applications in winds less than 3 mph or when inversion conditions are present.

Buffer Zones for Aerial Application:

Sensitive Crop	Minimum Aerial Buffer Restriction (mile)	
	Wind Away	Wind Towards
all vegetable crops	1/4	1
all tree and vine crops	1/4	1

42
47

all other broadleaf field crops	1/4	1
---------------------------------	-----	---

Ground Application

Broadcast apply Grandstand CA in a minimum of 10 gallons of spray mixture per acre. Flat fan nozzles are recommended. Utilize a well-designed spray system that produces a uniform spray pattern and minimizes spray drift. For ground applications, a positive wind flow away from sensitive crops is recommended. Use care if sensitive crops are located in adjacent fields. Do not make ground applications within 10 feet of sensitive crops or when wind speeds are greater than 15 mph.

Avoid Injurious Spray Drift

Make applications only when there is little or no hazard from spray drift. Small quantities of spray, which may not be visible, may seriously injure susceptible plants. Do not spray when wind is blowing toward susceptible crops or ornamental plants that are near enough to be injured. It is suggested that a continuous smoke column at or near the spray site or a smoke generator on the spray equipment be used to detect air movement, lapse conditions, or temperature inversions (stable air). If the smoke layers or indicates a potential for hazardous drift, do not spray.

Spray Drift Management

Avoiding spray drift at the application site is the responsibility of the applicator. The interaction of many equipment and weather related factors determine the potential for spray drift. The applicator and the grower are responsible for considering all these factors when making decisions.

The following drift management requirements must be followed to avoid off-target drift movement from aerial applications:

1. The distance of the outer most operating nozzles on the boom must not exceed 3/4 the length of the wing or rotor.
2. Nozzles must always point backward parallel with the air stream and never be pointed downwards more than 45 degrees.

Where states have more stringent regulations, they should be observed.

The applicator should be familiar with and take into account the information covered in the following Aerial Drift Reduction Advisory. [This information is advisory in nature and does not supersede mandatory label requirements.]

Aerial Drift Reduction Advisory

Information on Droplet Size: The most effective way to reduce drift potential is to apply large droplets. The best drift management strategy is to apply the largest droplets that provide sufficient coverage and control. Applying larger droplets reduces drift potential, but will not prevent drift if applications are made improperly, or under unfavorable environmental conditions (see Wind, Temperature and Humidity, and Temperature Inversions).

Controlling Droplet Size:

- **Volume** - Use high flow rate nozzles to apply the highest practical spray volume. Nozzles with higher rated flows produce larger droplets.
- **Pressure** - Do not exceed the nozzle manufacturer's recommended pressures. For many nozzle types lower pressure produces larger droplets. When higher flow rates are needed, use higher flow rate nozzles instead of increasing pressure.
- **Number of Nozzles** - Use the minimum number of nozzles that provide uniform coverage.
- **Nozzle Orientation** - Orienting nozzles so that the spray is released parallel to the airstream produced larger droplets than other orientations and is the recommended practice. Significant deflection from horizontal will reduce droplet size and increase drift potential.

43
47

- **Nozzle Type** - Use a nozzle type that is designed for the intended application. With most nozzle types, narrower spray angles produce larger droplets. Consider using low-drift nozzles. Solid stream nozzles oriented straight back produce the largest droplets and the lowest drift.

Boom Length: For some use patterns, reducing the effective boom length to less than 3/4 of the wingspan or rotor length may further reduce drift without reducing swath width.

Application Height: Applications should not be made at a height greater than 10 feet above the top of the largest plants unless a greater height is required for aircraft safety. Making applications at the lowest height that is safe reduces exposure of droplets to evaporation and wind.

Swath Adjustment: When applications are made with a crosswind, the swath will be displaced downwind. Therefore, on the up and downwind edges of the field, the applicator must compensate for this displacement by adjusting the path of the aircraft upwind. Swath adjustment distance should increase, with increasing drift potential (higher wind, smaller drops, etc.).

Wind: Drift potential is lowest between wind speeds of 2 to 10 mph. However, many factors, including droplet size and equipment type determine drift potential at any given speed. Application should be avoided below 2 mph due to variable wind direction and high inversion potential. **Note:** Local terrain can influence wind patterns. Every applicator should be familiar with local wind patterns and how they affect spray drift.

Temperature and Humidity: When making applications in low relative humidity, set up equipment to produce larger droplets to compensate for evaporation. Droplet evaporation is most severe when conditions are both hot and dry.

Temperature Inversions: Applications should not occur during a local, low level temperature inversion because drift potential is high. Temperature inversions restrict vertical air mixing, which causes small suspended droplets to remain in a concentrated cloud. This cloud can move in unpredictable directions due to the light variable winds common during inversions. Temperature inversions are characterized by increasing temperatures with altitude and are common on nights with limited cloud cover and light to no wind. They begin to form as the sun sets and often continue into the morning. Their presence can be indicated by ground fog; however, if fog is not present, inversions can also be identified by the movement of the smoke from a ground source or an aircraft smoke generator. Smoke that layers and moves laterally in a concentrated cloud (under low wind conditions) indicates an inversion, while smoke that moves upward and rapidly dissipates indicates good vertical air mixing.

Sensitive Areas: The pesticide should only be applied when the potential for drift to adjacent sensitive areas (e.g., residential areas, bodies of water, known habitat for threatened or endangered species, non-target crops) is minimal (e.g., when wind is blowing away from the sensitive areas).

Application Directions

Application Timing

Grandstand CA may be applied as a preplant burndown treatment prior to planting rice or to newly seeded rice.

Preplant Burndown Application

Apply at least 21 days before planting dry seeded rice and 14 days before planting water seeded rice.

Application to Newly Seeded Rice

Apply from the 2- to 3-leaf to 1/2 inch internode elongation stage of growth. If two applications are made during the 2- to 3-leaf to 1/2 inch internode elongation stage of growth, they must be at least 20 days apart. (See special timing of application instructions for water seeded rice under Water Management).

44
47

Note: Rice is most tolerant to postemergence applications of Grandstand CA from the 2- to 3-leaf stage to the 1/2 inch internode elongation stage of rice development. Postemergence applications of the higher rates of Grandstand CA may result in temporary rice injury that appears as leaf chlorosis or stunting. Rice will normally recover from these symptoms in two to four weeks. Treatments applied after the 1/2 inch internode elongation stage may result in increased rice injury. Do not apply in the booting or subsequent stages.

Repeat Applications

Do not make more than two applications during the entire crop growing season. See Use Precautions and Restrictions for details.

Water Management

Preflood Application

For preflood applications, the rice should be in the 2- to 3-leaf stage or larger. A shallow flood may be applied no sooner than 72 hours following application of Grandstand CA. If the weeds are drought stressed, flush the field before applying Grandstand CA so that weeds are actively growing at time of treatment.

Postflood Application

For postflood applications, treatments should be made when weeds are well emerged above the water surface. Weeds submerged at the time of application will not be controlled. If water level is dropped to expose weeds prior to application, do not raise water level for at least 48 hours after application. The growing points of rice plants at the soil surface (crown) should be covered with water at the time of application.

Water Seeded Rice

In water seeded rice, do not apply before the 3- to 4-leaf stage or after the 1/2 inch internode elongation stage of growth.

Tolerance of Rice Varieties

Grandstand CA may be used on all rice varieties except the variety "Millie." However, because new varieties are introduced frequently, the tolerance of a new rice variety to Grandstand CA should be checked before large areas are treated.

Application Rates and Weeds Controlled

Grandstand CA should be applied to actively growing weeds at a rate of 0.67 to 1 pint (0.25 to 0.375 lb ae) per acre with a nonionic surfactant (0.25 to 0.5% by volume) or crop oil concentrate (1% by volume) (see Spray Surfactants under Mixing Directions). Apply 1 pint for difficult to control species, when broadleaf weeds are large, or in postflood applications.

Weed Control Information

Best control is achieved with applications prior to weed flowering. Weeds larger than 24 inches in height may not be adequately controlled. Postflood applications should be made when weeds are well emerged above the water surface. Weeds submerged at the time of application will not be controlled. **Note:** Numbers in parentheses refer to footnotes below table.

Weeds Controlled	Grandstand CA (pint/acre)
common cocklebur	0.67 - 1
jointvetch spp. ¹	(0.25 - 0.375 lb
morningglory spp. ²	ae/acre)

45
47

alligatorweed dayflower ⁴ eclipta hemp sesbania redstem ricefield bulrush ⁵ rice flatsedge ³ sicklepod Texasweed/Mexicanweed ⁴ water hysopp	1 (0.375 lb ae/acre)
--	-------------------------

¹ Jointvetch species are most susceptible from 10 inches to flowering stage of growth.

² Apply 1 pint per acre when morningglory runners are greater than 6 inches.

³ Rice flatsedge should be treated when less than 4 inches tall.

⁴ For optimum control, tank mix Grandstand CA with propanil herbicide.

⁵ For optimum control, apply at 4 to 6 inches in height prior to tillering.

Application Timing and Water Management for Preflood Application in Drill Seeded Rice:

Grandstand CA (pint/acre)	Drill-Seeded Rice - Preflood Application		
	Rice Stage of Growth to Apply		Water Management
Grandstand CA Alone	2-Leaf Stage	3- to 4-Leaf Stage	Hours After Application Before Flooding
0.5	No	No	--
0.67	No	Yes	72
1	No	Yes	72
Grandstand CA Plus Propanil			
0.5	Yes	Yes	72
0.67	No	Yes	72

Tank Mix Recommendations

Grandstand CA may be tank mixed with several rice herbicides including Granite SC and propanil for broad spectrum weed control in rice. Tank mix applications are to be used only when the rice is well established and in the recommended stage of growth for treatment with Grandstand CA and the recommended tank mix product. For best results, weed species should also be in the proper stage of growth as specified on the Grandstand CA and tank mix product label. When tank mixing, always follow the use directions and precautions in accordance with each herbicide label. No label dosage rates may be exceeded.

Drill Seeded Rice

Preflood Application

Tank Mix with Propanil Herbicides: Grandstand CA may be tank mixed with propanil herbicides in a preflood application to control grass and broadleaf weed species. Apply 0.5 to 0.67 pint of Grandstand CA (0.19 to 0.25 lb ae) per acre plus 3 to 4 lb ai of the propanil herbicide per acre. Do not add a surfactant or crop oil concentrate when using propanil herbicides formulated as emulsifiable concentrates. A nonionic surfactant at 0.25% by volume is recommended when using propanil herbicides formulated as dry products or as flowables.

Postflood Application

Grandstand CA may be tank mixed with propanil herbicides in a postflood application to control grass and broadleaf weed species. Apply 0.67 to 1 pint of Grandstand CA (0.25 to 0.375 lb ae) per acre plus 1 to 4 lb ai of the propanil herbicide per acre. Do not add a surfactant or crop oil concentrate when using propanil herbicides formulated as emulsifiable concentrates. A nonionic surfactant at 0.25% by volume is

46
47

recommended when using propanil herbicides formulated as dry products or as flowables. When using the 1 lb per acre rate of propanil with Grandstand CA, use only the emulsifiable concentrate formulation of propanil herbicide.

Water Seeded Rice

Rice in the 3- to 4-Leaf to Tillering Stage: Grandstand CA may be tank mixed with propanil herbicides in a postflood application to water seeded rice to control grass and broadleaf weeds. Apply 0.5 to 0.67 pint of Grandstand CA (0.19 to 0.25 lb ae) per acre plus 3 to 4 lb ai of the propanil herbicide per acre. Do not use a surfactant or crop oil concentrate with propanil herbicides formulated as emulsifiable concentrates. A nonionic surfactant at 0.25% by volume is recommended when using propanil herbicides formulated as dry products or as flowables.

Rice in the Tillering to 1/2 Inch Internode Stage: Grandstand CA may be tank mixed with propanil herbicides in a postflood application to control grass and broadleaf weed species. Apply 0.67 to 1 pint of Grandstand CA (0.25 to 0.375 lb ae) per acre plus 1 to 4 lb ai of the propanil herbicide per acre. Do not add a surfactant or crop oil concentrate when using propanil herbicides formulated as emulsifiable concentrates. A nonionic surfactant at 0.25% by volume is recommended when using propanil herbicides formulated as dry products or as flowables. When using the 1 lb per acre rate of propanil with Grandstand CA, use only the emulsifiable concentrate formulation of propanil.

Terms and Conditions of Use

If terms of the following Warranty Disclaimer, Inherent Risks of Use, and Limitation of Remedies are not acceptable, return unopened package at once to the seller for a full refund of purchase price paid. Otherwise, use by the buyer or any other user constitutes acceptance of the terms under Warranty Disclaimer, Inherent Risks of Use and Limitations of Remedies.

Warranty Disclaimer

Dow AgroSciences warrants that this product conforms to the chemical description on the label and is reasonably fit for the purposes stated on the label when used in strict accordance with the directions, subject to the inherent risks set forth below. Dow AgroSciences MAKES NO OTHER EXPRESS OR IMPLIED WARRANTY OF MERCHANTABILITY OR FITNESS FOR A PARTICULAR PURPOSE OR ANY OTHER EXPRESS OR IMPLIED WARRANTY.

Inherent Risks of Use

It is impossible to eliminate all risks associated with use of this product. Crop injury, lack of performance, or other unintended consequences may result because of such factors as use of the product contrary to label instructions (including conditions noted on the label, such as unfavorable temperatures, soil conditions, etc.), abnormal conditions (such as excessive rainfall, drought, tornadoes, hurricanes), presence of other materials, the manner of application, or other factors, all of which are beyond the control of Dow AgroSciences or the seller. All such risks shall be assumed by buyer.

Limitation of Remedies

To the extent permitted by law, the exclusive remedy for losses or damages resulting from this product (including claims based on contract, negligence, strict liability, or other legal theories), shall be limited to, at Dow AgroSciences' election, one of the following:

- (1) Refund of purchase price paid by buyer or user for product bought, or
- (2) Replacement of amount of product used

To the extent permitted by law, Dow AgroSciences shall not be liable for losses or damages resulting from handling or use of this product unless Dow AgroSciences is promptly notified of such loss or damage in writing. To the extent permitted by law, in no case shall Dow AgroSciences be liable for consequential or incidental damages or losses.

47

47

The terms of the Warranty Disclaimer, Inherent Risks of Use, and this Limitation of Remedies cannot be varied by any written or verbal statements or agreements. No employee or sales agent of Dow AgroSciences or the seller is authorized to vary or exceed the terms of the Warranty Disclaimer or this Limitation of Remedies in any manner.

®Trademark of Dow AgroSciences LLC
EPA accepted __/__/__