

62719-166

10/26/2000

1/13

UNITED STATES ENVIRONMENTAL PROTECTION AGENCY
WASHINGTON, D.C. 20460



OFFICE OF
PREVENTION, PESTICIDES
AND TOXIC SUBSTANCES

October 26, 2000

John J. Jachetta Ph.D.
Dow AgroSciences LLC
9330 Zionsville Road
Indianapolis, IN 46268-1054

Subject: Dursban Pro, Chlorpyrifos MOA submission
EPA Reg No.: 62719-166
Submission dated July 5, 2000

Dear Dr. Jachetta:

The revised labeling referenced to above, submitted in connection with the registration under the Federal Insecticide, Fungicide, and Rodenticide Act (FIFRA) as amended, is acceptable provided that you make the labeling changes indicated before you release the product for shipment bearing the amended labeling:

- 1) On pages 1 and 5, revise the sentence "Wear eye protection and chemically resistant gloves when handling concentrate to reduce exposure to the eyes and skin." to "Wear eye protection (goggles, face shield, or safety glasses with front, brow, and temple protection) and chemically resistant gloves when handling concentrate to reduce exposure to the eyes and skin"
- 2) On pages 6 and 8, under the headings **PPE for Perimeter Treatments** and **PPE for Control of Wood-Infesting Insects**, add the following after "eye protection": "(goggles, face shield, or safety glasses with front, brow, and temple protection)".
- 3) On pages 1 and 3, delete the sentence: "To be applied only by or under the supervision of commercial applicators responsible for pest control programs."

As requested in your letter of July 5, 2000, the conditions of paragraph 5 of the June 2000 Memorandum of Agreement apply to this label amendment, specifically this amended label is effective Dec 1, 2000. Failure to comply with any of the conditions of registration set forth in Paragraph 10 the MOA shall be grounds for cancellation of the affected registration(s) under

2/13

FIFRA section 6(e). Submit one copy of the revised final printed label before releasing the product for shipment. If the conditions enumerated above are not complied with, the registration will be subject to cancellation in accordance with FIFRA Section 6(e).

A stamped copy of the label is enclosed for your records. If you have questions, please contact me on (703) 308-6742 or electronically at McNeilly.Dennis@EPA.gov.

Sincerely,



Dennis McNeilly, Chemist
Insecticide-Rodenticide Branch
Registration Division (7505C)

3/B

(Base label):

RESTRICTED USE PESTICIDE

For retail sale to and use only by Certified Applicators or persons under their direct supervision and only for those uses covered by the Certified Applicator's certification.

(Logo) Dow AgroSciences LLC

Dursban* Pro

To be applied only by or under the supervision of commercial applicators responsible for pest control programs.

Active Ingredient:

chlorpyrifos: 0,0-diethyl 0-(3,5,6-trichloro-2-pyridinyl) phosphorothioate.....23.5%

Inert Ingredients76.5%
Total 100.0%

Contains 2.0 pounds of chlorpyrifos per gallon.

ACCEPTED
with COMMENTS
In EPA Letter Dated:
OCT 26 2000

Under the Federal Insecticide,
Fungicide, and Rodenticide Act,
as amended, for the pesticide
registered under EPA Reg. No.

62719-166

Container Use Directions



- 1. Remove the measuring chamber cap and induction seal. Replace cap and securely tighten. Tip container until liquid fills measuring chamber.
- 2. Return container to level position. No adjustment is needed.
- 3. Remove measuring chamber cap and dispense into proper application equipment.

For multiple dose measuring: remove fill chamber cap and dispense according to markings on side of bottle.

Keep Out of Reach of Children

CAUTION PRECAUCION

Precaucion al usuario: Si usted no entiende la etiqueta, busque a alguien para que se la explique a usted en detalle. (If you do not understand the label, find someone to explain it to you in detail.)

Precautionary Statements

Hazards to Humans and Domestic Animals

Harmful if Swallowed, Inhaled, Or Absorbed Through Skin

Avoid contact with eyes, skin or clothing. Avoid breathing spray mist. Wear eye protection and chemically resistant gloves when handling concentrate to help reduce exposure to eyes and skin. Wash thoroughly with soap and water after handling and before eating or smoking. Remove contaminated clothing and wash before reuse.

Note: See specific use directions for personal protective equipment (PPE) required for application of this product.

4/13

First Aid

If swallowed: Call a physician or Poison Control Center immediately. Do not induce vomiting. Do not put anything into the mouth of an unconscious person.

If on skin: Wash exposed area with plenty of soap and water. Get medical attention.

If in eyes: Flush eyes with plenty of water for 15 minutes. Get medical attention.

If inhaled: Remove person to fresh air and if not breathing give artificial respiration, preferably by mouth to mouth. Get medical attention.

Note to physician: Chlorpyrifos is a cholinesterase inhibitor. Treat symptomatically. If exposed, plasma and red blood cell cholinesterase tests may indicate significance of exposure (baseline data are useful). Atropine, only by injection, is the preferable antidote. Oximes, such as 2-PAM/protopam, may be therapeutic if used early; however, use only in conjunction with atropine. In case of severe acute poisoning, use antidote immediately after establishing an open airway and respiration.

Environmental Hazards

This pesticide is toxic to birds and wildlife and extremely toxic to fish and aquatic organisms. Do not apply directly to water, to areas where surface water is present or to intertidal areas below the mean high water mark. Drift and runoff from treated areas may be hazardous to aquatic organisms in adjacent aquatic sites. Do not contaminate water by cleaning of equipment or disposal of equipment washwaters. Cover or contain spills outdoors and dispose of in a manner consistent with local, state, and federal regulations.

Refer to label booklet for additional precautionary information and Directions for Use.

Notice: Read the entire label. Use only according to label directions. Before buying or using this product, read "Warranty Disclaimer" and "Limitation of Remedies" inside label booklet.

In case of emergency endangering health or the environment involving this product, call 1-800-992-5994. If you wish to obtain additional product information, visit our web site at www.dowagro.com.

Agricultural Chemical: Do not ship or store with food, feeds, drugs or clothing.

EPA Reg. No. 62719-166


EPA Est.464-MI-1; 52379-MI-002

*Trademark of Dow AgroSciences LLC

Dow AgroSciences LLC • Indianapolis, IN 46268 U.S.A.

Specialty Insecticide

Net Contents XXX



5/13

(Datapack cover):

RESTRICTED USE PESTICIDE

For retail sale to and use only by Certified Applicators or persons under their direct supervision and only for those uses covered by the Certified Applicator's certification.

(Logo) Dow AgroSciences LLC

Dursban* Pro

To be applied only by or under the supervision of commercial applicators responsible for pest control programs.

Active Ingredient:

chlorpyrifos: 0,0-diethyl 0-(3,5,6-trichloro-2-pyridinyl) phosphorothioate23.5%

Inert Ingredients76.5%

Total 100.0%

Keep Out of Reach of Children

CAUTION PRECAUCION

Precaucion al usuario: Si usted no lee inglés, no use este producto hasta que la etiqueta le haya sido explicada ampliamente.

Refer to label booklet for additional precautionary information and Directions for Use.

Notice: Read the entire label. Use only according to label directions. Before buying or using this product, read "Warranty Disclaimer" and "Limitation of Remedies" inside label booklet.

In case of emergency endangering health or the environment involving this product, call 1-800-992-5994. If you wish to obtain additional product information, visit our web site at www.dowagro.com.

Agricultural Chemical: Do not ship or store with food, feeds, drugs or clothing.

EPA Reg. No. 62719-166


EPA Est.464-MI-1; 52379-MI-002

*Trademark of Dow AgroSciences LLC

Dow AgroSciences LLC • Indianapolis, IN 46268 U.S.A.

Specialty Insecticide


Net Contents XXX



6/13

(Page 1 through end):

Table of Contents	Page
Precautionary Statements	
Directions for Use	
Storage and Disposal	
General Information	
General Pest Control - Perimeter Treatments (Industrial Plant Sites Only)	
Directions for Perimeter Treatments	
PPE for Perimeter Treatments	
Precautions for Perimeter Treatments	
Treatment Sites	
Dosage Rates	
Mixing Directions	
Tank Mixing	
Application Methods	
Low Volume Directed Sprays	
High Volume Broadcast Sprays	
Pests Controlled by Perimeter Treatments of Dursban Pro	
Specific Use Directions for Perimeter Treatments	
General Control of Wood-Infesting Insects (Non-residential Outdoor Only)	
Directions for General Use to Control Wood-Infesting Insects	
PPE for Control of Wood-Infesting Insects	
Precautions for Control of Wood-Infesting Insects	
Dosage Rates	
Mixing Directions	
Tank Mixing	
Application Methods	
Wood-Infesting Insects Controlled by Dursban Pro	
Specific Use Directions for Control of Wood-Infesting Insects	
General Pest Control - Turf	
(Golf Courses, Road Medians, and Industrial Plant Sites Only)	
General Information	
PPE for Application to Turf	
Precautions for Turf Use	
Pests of Turf Grass Areas	
Warranty Disclaimer	
Inherent Risks of Use	
Limitation of Remedies	



7/13

Precautionary Statements

Hazards to Humans and Domestic Animals

Harmful If Swallowed, Inhaled, Or Absorbed Through Skin

Avoid contact with eyes, skin or clothing. Avoid breathing spray mist. Wear eye protection and chemically resistant gloves when handling concentrate to help reduce exposure to eyes and skin. Wash thoroughly with soap and water after handling and before eating or smoking. Remove contaminated clothing and wash before reuse.

Note: See specific use directions for personal protective equipment (PPE) required for application of this product.

First Aid

If swallowed: Call a physician or Poison Control Center immediately. Do not induce vomiting. Do not put anything into the mouth of an unconscious person.

If on skin: Wash exposed area with plenty of soap and water. Get medical attention.

If in eyes: Flush eyes with plenty of water for 15 minutes. Get medical attention.

If inhaled: Remove person to fresh air and if not breathing give artificial respiration, preferably by mouth to mouth. Get medical attention.

Note to physician: Chlorpyrifos is a cholinesterase inhibitor. Treat symptomatically. If exposed, plasma and red blood cell cholinesterase tests may indicate significance of exposure (baseline data are useful).

Atropine, only by injection, is the preferable antidote. Oximes, such as 2-PAM/protopam, may be therapeutic if used early; however, use only in conjunction with atropine. In case of severe acute poisoning, use antidote immediately after establishing an open airway and respiration.

Environmental Hazards

This pesticide is toxic to birds and wildlife and extremely toxic to fish and aquatic organisms. Do not apply directly to water, to areas where surface water is present or to intertidal areas below the mean high water mark. Drift and runoff from treated areas may be hazardous to aquatic organisms in adjacent aquatic sites. Do not contaminate water by cleaning of equipment or disposal of equipment washwaters. Cover or contain spills outdoors and dispose of in a manner consistent with local, state, and federal regulations.

Directions for Use

It is a violation of Federal law to use this product in a manner inconsistent with its labeling. Read all Directions for Use carefully before applying.

Do not formulate this product into other end-use products.

Not for use on plants grown for sale or other commercial use, or for commercial seed production, or for research purposes.

8/13

Storage and Disposal

Do not contaminate water, food or feed by storage or disposal.

Storage: Store in original container in secured dry storage area. Prevent cross-contamination with other pesticides or fertilizers. Do not store above 122°F for extended periods of time. Preferred storage is above 32°F. Storage below 32°F may result in solidification. If warmed to above 32°F, product will return to original form. Freezing does not adversely affect this product. If container is damaged or spill occurs, use product immediately or dispose of product and damaged container as indicated below.

Storage for Dilutions: Dilutions of Dursban Pro are sensitive to crystal formations when exposed to freezing, or near freezing temperatures, e.g., temperatures below 35°F, for extended periods of time. Therefore, dilutions allowed to stand overnight should be stored at temperatures above 40°F.

Pesticide Disposal: Excess pesticide resulting from the use of this product may be disposed of on site according to label directions or at an approved waste disposal facility.

Container Disposal: Do not reuse empty container. Triple rinse, wrap container and put in trash.

General Pest Control – Perimeter Treatments (Industrial Plant Sites Only)

Directions for Perimeter Treatments

Dursban Pro is intended to be mixed with water and applied as an outdoor perimeter treatment in industrial plant sites with pressurized sprayers as a general surface spray.

PPE for Perimeter Treatments

- Wear eye protection when making overhead applications

Precautions for Perimeter Treatments

- Do not allow public access to treated areas until spray has dried.
- Keep out of fish pools and other bodies of water.
- Do not treat vegetable gardens.
- Do not allow livestock to graze in treated areas.
- Do not feed treated grass cuttings (hay) or seed screenings to livestock, or use treated hay for livestock bedding.

Treatment Sites

Permitted areas of use on industrial plant sites include but are not limited to:

decks	patios
driveways	refuse dumps
eaves	walkways
fences	walls
foundations	window and door frames
garages	

Dosage Rates

Applications of 0.03% to 0.5% Dursban Pro can be made depending on pest species and method of application. See "Application Methods" for additional information.

Mixing Directions

To make a 0.03% water based spray, add 1 2/3 fl oz Dursban Pro per 10 gallons of spray. To make a 0.5% water based spray add 2 2/3 fl oz Dursban Pro per each gallon of spray.

9113

A stable emulsion of Dursban Pro can be formed by first adding approximately one-half the water to the spray tank followed by adding the proper amount of Dursban Pro. Close the tank and agitate for 5 to 10 seconds. Add remaining water slowly to avoid excess foam.

Tank Mixing

Unless prohibited by a product's label, users, at their own discretion, can tank mix pesticides currently labeled for similar use patterns. It is always recommended that a small jar compatibility test using proper proportions of chemicals and water be run to check for physical compatibility prior to tank mixing. **Do not** tank mix this product with products containing dichlorvos (DDVP).

Application Methods

This product may be applied outdoors as a general surface spray. Treat where pests are found or normally occur.

Low Volume Directed Sprays

Application of low volume, high concentration (about 0.5%) sprays can quickly reduce localized heavy pest infestations on outside surfaces. Use a low pressure system with a pinpoint or variable pattern nozzle, such as a 1 gallon hand pump sprayer, and apply the spray mixture to specific areas such as cracks and crevices along walkways, patios, windows and door frames or other areas where insects may congregate or can gain entrance to the structure.

High Volume Broadcast Sprays

Application of high volume, low concentration (0.03% - 0.12%) sprays, such as with power spraying equipment, can help prevent infestation of buildings by reducing pests in outdoor areas. Longer residual is achieved at the higher rates (about 0.12%). To make a 0.03% water based spray, mix 8 fl oz of Dursban Pro per 50 gallons. To make a 0.12% dilution, mix 32 fl oz of Dursban Pro per 50 gallons of water. This type of treatment provides more thorough coverage over large areas than low volume directed sprays. Treat by applying spray mixture directly to areas such as junctions of soil and structural walls, along base of fences, and under eaves. To help prevent infestation of buildings, treat a band of soil 6 to 10 feet wide around and adjacent to buildings, also the building foundation to a height of 2 to 3 feet, where pests are active and may find entrance. Apply as a coarse spray at the rate of about 10 gallons spray mixture per 1000 square feet. Thoroughly and uniformly wet the treated area.

Pests Controlled by Perimeter Treatments of Dursban Pro

- | | |
|----------------------|---------------------------|
| Ants | Elm leaf beetles (adults) |
| Bees | Fire ants (1) |
| Beetles | Fleas |
| Boxelder bugs | Flies |
| (or other true bugs) | Hornets |
| Carpenter ants | Millipedes |
| Centipedes | Mosquitoes |
| Clover mites | Pillbugs |
| Cockroaches | Scorpions (2) |
| (American) | Sowbugs |
| (Asian) | Spiders |
| (Brownbanded) | Springtails |
| (German) | Ticks |
| (Oriental) | Wasps |
| (Smokybrown) | Yellowjackets and other |
| Crickets | outdoor insects |
| Earwigs | |

Numbers refer to "Specific Outdoor Use Directions".

Specific Use Directions for Perimeter Treatments

10/13

1. **Fire ant mounds** may be controlled by applying Dursban Pro as a drench. Dilute 2 fl oz per 4 gallons of water. Gently sprinkle 1 to 2 gallons of the diluted insecticide over the surface of each mound and surrounding areas to a 2 foot diameter. For best results, apply in cool weather, 65 to 80°F, or in early morning or late evening hours. Treat new mounds as they appear. Pressurized sprays may disturb the ants and cause migration, reducing product effectiveness.
2. **Scorpions** may be controlled by removing accumulations of lumber, and other materials serving as harborage sites. Before stacking lumber or other materials, apply Dursban Pro as a localized spray to surfaces immediately below such materials.

**General Control of Wood-Infesting Insects
(Non-residential Outdoor Only)**

Use of this product is limited to non-residential treatment of fence posts, utility poles, railroad ties, landscape timbers, logs, pallets, wooden containers, poles, posts, and processed wood products.

Directions for General Use to Control Wood-Infesting Insects

Dursban Pro is intended to be mixed with water and applied as a general surface or localized injection treatment with pressurized sprayers or other equipment suitable for applying insecticides to localized areas. Application

PPE for Control of Wood-Infesting Insects

- Wear eye protection when making overhead applications
- To avoid breathing spray mist during application in confined areas, wear a mask or respirator of a type recommended by NIOSH for filtering spray mists

Precautions for Control of Wood-Infesting Insects

Contact with treated surfaces must be avoided until spray has dried. Do not apply where electrical short circuits could occur.

Dosage Rates

Applications of 0.5% to 1.0% Dursban Pro can be made depending on pest species and method of application. Expect increased residual control at higher rates. See "Specific Use Directions For Control of Wood-Infesting Insects" for additional information.


Mixing Directions

To make a 0.5% water based spray mix 2 2/3 fl oz of Dursban Pro per each gallon of spray mixture. To make a 1.0% water based spray mix 5 1/3 fl oz of Dursban Pro per each gallon of spray mixture.

A stable emulsion of Dursban Pro can be formed by first adding approximately one-half the water to a spray tank followed by adding the proper amount of Dursban Pro. Close the tank and shake vigorously for 5 to 10 seconds. To avoid excess foam, slowly add the remaining water.

Tank Mixing

Unless prohibited by a product's label, users, at their own discretion, can tank mix pesticides currently labeled for similar use patterns. It is always recommended that a small jar compatibility test using proper proportions of chemicals and water be run to check for physical compatibility prior to tank mixing. Do not tank mix this product with products containing dichlorvos (DDVP).



11/13

Application Methods

This product may be applied either as a coarse spray or by brushing onto targeted surfaces. Equipment capable of delivering a coarse, low pressure (about 20 psi) spray is recommended for treatment of large or overhead areas. Use sufficient amount of spray dilution to cover the area to the point of wetness but avoid applying to the point of runoff.

Wood-Infesting Insects Controlled by Dursban Pro

Beetles (1)

(Anobiidae)

(Bostrichidae)

(Cerambycidae)

(Lyctidae)

Carpenter ants and other wood-infesting ants (2)

Carpenter bees

Termites (3)

Numbers refer to "Specific Use Directions for Control of Wood-Infesting Insects".

Specific Use Directions for Control of Wood-Infesting Insects

1. **Beetles** may be controlled by applying spray mixture to infested areas, or areas where infestations are likely to occur. Use the following guidelines to determine appropriate rates of application:

- New Wood, (typically less than 10 years of age) apply at about 1 gallon of dilution per 150 square feet.
- Old Wood, (typically greater than 10 years of age) apply at about 1 gallon of dilution per 100 square feet.

2. **Wood-Infesting ants** may be controlled by applying spray mixture where ants may crawl or hide.

3. **Termites** can be treated by applying spray mixture to infested areas, or areas where infestations are likely to occur.

This treatment is intended to kill localized infestations of workers and winged reproductive forms of termites and to prevent infestation for a temporary period. This application is not intended as a substitute for soil treatments.

General Pest Control - Turfgrasses**(Golf Courses, Road Medians, And Industrial Plant Sites Only)****(Maximum Use Rate – 2 qt/acre)****General Information**

Dursban Pro is an emulsifiable concentrate for use to control pests injurious to turfgrasses on golf courses, road medians, and industrial plant sites only. The pests controlled are listed in the accompanying tables. Dursban Pro is compatible with insecticides, miticides and fungicides commonly recommended except for alkaline materials such as Bordeaux mixture and lime. A small amount of spray mixture should be prepared to check for compatibility before a large volume of spray is mixed.

PPE for Application to Turf

- Long-sleeved shirt and long pants
- Chemically-resistant gloves and footwear

Precautions for Turf Use:

Do not allow entry to treated area until the spray has dried.

Keep out of fish pools and other bodies of water.

Do not treat vegetable gardens.

12/13

Do not allow livestock to graze in treated areas.
 Do not feed treated grass cuttings (hay) or seed screenings to livestock or use hay for livestock bedding.
 Chemigation: do not apply this product through any type of irrigation system.
 It is always recommended that a small jar compatibility test using proper proportions of chemicals and water be run to check for physical compatibility prior to tank mixing.

Pests of Turfgrass Areas

Use Dursban Pro to control the pests listed in the following table by application at the recommended dosages. Dilute Dursban Pro in water and apply using suitable application equipment. For best results, turf should be moist at time of treatment.

Restriction: The maximum application rate is 2 qt (1 lb a.i.)/acre.

Pest	Amount of Dursban Pro per	
	1000 sq. ft.	Acre
Ants	1 1/2 fl oz	2 qt
Armyworms (Such as: Beet, Fall, Yellowstriped)		
Centipedes		
Chiggers (1)		
Chinch bugs		
Crickets		
Cutworms		
Deer ticks (2)		
Earwigs		
European crane fly larvae		
Fiery skipper		
Fire ants (foraging workers)		
Fire ants (mounds) (3)		
Fleas		
Billbug adults (Such as: Bluegrass, Denver, Hunting) (6)	1 1/2 fl oz	2 qt

Specific Directions:

- Use Dursban Pro for area control of **ticks and chiggers** infesting golf courses, road medians, and industrial plant sites where these pests are present and create a nuisance or a possible public health problem. Do not allow public use of treated areas during application or until spray has dried. Apply Dursban Pro insecticide in water at the rate of 1 pint per acre (1/3 fl oz per 1000 sq. ft.) using a hydraulic sprayer, mist applicator, backpack sprayer, or other suitable hand or power operated spray equipment.
- For control of **deer ticks** apply Dursban Pro in water at the rate of 2 quarts per acre or 1 1/2 fl oz per 1000 square feet. Treat low underbrush, turf, grassy areas, weeds, and ground surface and debris, using enough spray volume to obtain thorough coverage.
- For individual **fire ant mounds** apply Dursban Pro as a drench. Dilute 2 fl oz per 4 gallons of water. Gently sprinkle 1 to 2 gallons of the diluted insecticide over the surface of each mound and surrounding areas to a 2 foot diameter. For best results, apply in cool weather, 65-80°F, or in early morning or late evening hours. Treat new mounds as they appear. Pressurized sprays may disturb the ants and cause migration, reducing product effectiveness.
- Mosquitoes** coming to rest on areas treated for control of turf pests will be controlled for varying periods of time after treatment depending on exposure of treated areas to weathering conditions.
- For **sod webworms**, watering or mowing of the treated area should be delayed for 12 to 24 hours after treatment.
- For **billbugs**, spray early in the season, just prior to or coinciding with first appearance of adults, as recommended by your local Agricultural Extension Service Specialist.

Warranty Disclaimer

Dow AgroSciences warrants that this product conforms to the chemical description on the label and is reasonably fit for the purposes stated on the label when used in strict accordance with the directions.

13/13

subject to the inherent risks set forth below. Dow AgroSciences MAKES NO OTHER EXPRESS OR IMPLIED WARRANTY OF MERCHANTABILITY OR FITNESS FOR A PARTICULAR PURPOSE OR ANY OTHER EXPRESS OR IMPLIED WARRANTY.

Inherent Risks of Use

It is impossible to eliminate all risks associated with use of this product. Plant injury, lack of performance, or other unintended consequences may result because of such factors as use of the product contrary to label instructions (including conditions noted on the label, such as unfavorable temperature, soil conditions, etc.), abnormal conditions (such as excessive rainfall, drought, tornadoes, hurricanes), presence of other materials, the manner of application, or other factors, all of which are beyond the control of Dow AgroSciences or the seller. All such risks shall be assumed by buyer.

Limitation of Remedies

The exclusive remedy for losses or damages resulting from this product (including claims based on contract, negligence, strict liability, or other legal theories), shall be limited to, at Dow AgroSciences' election, one of the following:

- 1. Refund of purchase price paid by buyer or user for product bought, or
- 2. Replacement of amount of product used

Dow AgroSciences shall not be liable for losses or damages resulting from handling or use of this product unless Dow AgroSciences is promptly notified of such loss or damage in writing. In no case shall Dow AgroSciences be liable for consequential or incidental damages or losses.

The terms of the "Warranty Disclaimer" above and this "Limitation of Remedies" cannot be varied by any written or verbal statements or agreements. No employee or sales agent of Dow AgroSciences or the seller is authorized to vary or exceed the terms of the "Warranty Disclaimer" or this "Limitation of Remedies" in any manner.

*Trademark of Dow AgroSciences LLC
EPA-Accepted ___/___/___

