

Reg # 62719-163

PM-19

10712

ACCEPTED

JAN 5 1983

Under the Federal Insecticide, Fungicide, and Rodenticide Act, as amended, for the pesticide registered under EPA Reg. No. 62719-163

Dursban* 50DF Insecticide

To Be Applied Only By or Under The Direct Supervision of Commercial Applicators Responsible For Insect Control Programs.

Active ingredient(s):

Chlorpyrifos [O,O-diethyl O-(3,5,6-trichloro-2-pyridinyl) phosphorothioate]50%

Inert ingredient(s):50%

E.P.A. Registration No. 62719-163

E.P.A. Est. 1471-IN-5, 464-MI-1

KEEP OUT OF REACH OF CHILDREN

WARNING

AVISO:

PRECAUCION AL USUARIO:

Si usted no lee inglés, no use este producto hasta que la etiqueta le haya sido explicada ampliamente.

PRECAUTIONARY STATEMENTS

Hazards to Humans and Domestic Animals

MAY BE FATAL IF SWALLOWED

• **HARMFUL IF ABSORBED THROUGH THE SKIN • MAY BE FATAL IF INHALED**

Do Not Breathe Dust • Wear A Mask Or Pesticide Respirator Jointly Approved By The Mining Enforcement And Safety Administration And The National Institute For Occupational Safety And Health • Do Not Get In Eyes, On Skin Or Clothing • Avoid Breathing Spray Mist • Wash Thoroughly With Soap And Water After Handling And Before Eating Or Smoking • Remove Contaminated Clothing And Wash Before Reuse • Keep Away From Food, Feedstuffs And Water Supplies

STATEMENTS OF PRACTICAL TREATMENT

If Swallowed: Call a physician or Poison Control Center immediately. Drink 1 or 2 glasses of water and induce vomiting by touching back of throat with finger. Do not give anything by mouth to an unconscious person. **If On Skin:** Wash with plenty of soap and water. Get medical attention. **If In Eyes:** Flush with plenty of water for five minutes. Get medical attention if irritation persists.

If Inhaled: Remove to fresh air if symptoms of cholinesterase inhibition appear and get medical attention immediately.

NOTE TO PHYSICIAN: Chlorpyrifos is a cholinesterase inhibitor. Treat symptomatically. If exposed, plasma and red blood cell cholinesterase tests may indicate significance of exposure (baseline data are useful). Atropine, only by injection, is the preferable antidote. Oximes, such as 2-PAM/protopam, may be therapeutic if used early; however, use only in conjunction with atropine. In case of severe acute poisoning, use antidote immediately after establishing an open airway and respiration.

Environmental Hazards

This pesticide is toxic to birds and wildlife, and extremely toxic to fish and aquatic organisms. Do not apply directly to water. Drift and runoff from treated areas may be hazardous to aquatic organisms in adjacent aquatic sites. Cover or incorporate spills. Do not contaminate water when disposing of equipment washwaters. This product is highly toxic to bees exposed to direct treatment or residues on blooming crops or weeds. Do not apply this product or allow it to drift to blooming crops or weeds if bees are visiting the treatment area.

NOTICE


Read and understand the entire label before using. Use only according to label directions.

Before buying or using this product, read "WARRANTY LIMITATIONS AND DISCLAIMER" elsewhere on this label. If terms are not acceptable, return unopened package at retail price for full refund of purchase price paid. Otherwise, use by the buyer or any other user constitutes acceptance of the terms under WARRANTY LIMITATIONS AND DISCLAIMER.

Do Not Ship or Store with Food, Feeds, Drugs, or Clothing

IN CASE OF AN EMERGENCY endangering life or property involving this product, call collect 517-636-4400

Dursban* 50DF



BEST AVAILABLE COPY

DIRECTIONS FOR USE

It is a violation of Federal law to use this product in a manner inconsistent with its labeling.

Do not apply this product through any type of irrigation system.

Do not formulate this product into other end-use products.

GENERAL INFORMATION

DURSBAN 50DF insecticide is a wettable granular formulation designed for use as a spray to control various pests injurious to trees, turf and ornamental plants. The pests controlled are listed in the accompanying tables. DURSBAN 50DF is compatible with insecticides, miticides, herbicides and fungicides commonly recommended except for alkaline materials such as Bordeaux mixture and lime. A small amount of spray mixture should be prepared to check for compatibility before a large volume of spray is mixed.

Applicator Safe Handling Procedures: When exposure to spray mist is likely to occur, wear protective equipment and clothing (eye protection, long-sleeved coveralls and waterproof gloves) to prevent exposure of eyes and skin. To prevent breathing of spray mist during application in confined areas, wear a respirator and cartridge(s) approved by NIOSH/MSHA for pesticides.

Attention: Do not allow adults, children or pets on treated areas until spray has dried. Keep out of fishpools and other bodies of water. Do not treat vegetable gardens. Do not allow livestock to graze in treated areas. Do not feed treated grass cuttings (hay) or seed screenings to livestock nor use hay for livestock bedding. Do not use in poultry houses.

MIXING INSTRUCTIONS

DURSBAN 50DF insecticide mixes readily with water to form a suspension. Fill the tank with half of the required amount of water, add the recommended amount of DURSBAN 50DF, then add the balance of the water. Maintain sufficient agitation during mixing and application to ensure uniform suspension of DURSBAN 50DF in the spray mixture. **NOTE: Do not use additional wetting agents, spreaders or stickers.** If DURSBAN 50DF is to be mixed with other compatible pesticides, DURSBAN 50DF must be added and thoroughly mixed in the water prior to adding the additional pesticides.

Tree Pests

Use DURSBAN 50DF insecticide to treat shade and flowering trees, plantation trees, transplant trees and evergreens found to be infested with pests listed in the following table. Felled trees should be treated as necessary. Dilute DURSBAN 50DF with water according to directions given in the table and apply using suitable hand- or power-operated spray equipment in a manner to provide complete and uniform coverage. For best results, apply a coarse spray to thoroughly wet both upper and lower leaf surfaces and to infested limb and trunk areas. Attempt to penetrate dense foliage, but avoid overspraying to the point of excessive runoff. Treat when pests appear and repeat at 7 to 10 day intervals, if needed.

Attention: For felled trees, treat after cutting. Do not handle until spray has dried, or wear protective clothing. Treat only fruit and nut trees identified in the Tree Fruits and Nuts section of this label. Do not use additional wetting agents, spreaders or stickers.

Consult your State Agricultural Experimental Station or Extension Service specialist for application timing and other specific use information.

NOTE: Nurseries and Plantations: While DURSBAN 50DF has been tested on numerous nursery and plantation trees without causing serious phytotoxicity, because of the numerous varieties grown, it is recommended that a small group of plants be treated at the recommended rate and observed for phytotoxic symptoms. Two test sprays should be made at an interval recommended in the Specific Directions column for the corresponding plant. Observe the plants 7 days after the second treatment.

BEST AVAILABLE COPY

Pest	Amount of DURSBA 50DF in Water to Make			Specific Directions
	1 gallon	3 gallons	100 gallons	
Adelgids (Such as: <i>C.oley</i> and Eastern spruce ga., Pine bark) Aphids (Such as: Apple, Chrysanthemum, Cottonwood, Elm leaf, Peach, Rose, Spirea) Bagworms (1) Boxelder bugs Cankerworms Carpenter ants (6) Catalpa sphinx Citrus mealybugs Clover mites Elm sawworms Fall webworms (5) Fire ants Greentriped mapleworms Jackpine budworms Juniper webworms Kelydids Lace bugs Leafhoppers Leafrollers (2) Maple leafcutters (3) Mites (Such as: Clover, Red spider, Southern red) (4) Oak skeletonizer Poplar tentmaker Puss caterpillars Sawflies, exposed (Such as: Pine, Pin oak) Spring elm caterpillars Spruce budworms Tent caterpillars (Such as: Eastern, Forest, Western) Walnut caterpillars Western spruce budworms Yellownecked caterpillars	1/2 oz.	1/2 oz.	1/2 lb.	1. For bagworms, treat when insects are in the crawler stage. 2. For effective control of leafrollers, spray should be applied before leaves are tightly rolled. 3. For maple leafcutter on maple trees, apply spray to larvae as cases are being formed. Do not treat sugar maple trees intended for maple syrup production. 4. For effective control of spider mites when large numbers of eggs are present, apply a second spray after 3 to 5 days in the South or 7 to 10 days in the North after initial treatment to control newly- hatched nymphs. 5. For effective control of Fall webworm, direct spray into web and immediately surrounding foliage. 6. If possible, locate carpenter ant nests and drench thoroughly.
Beetles (Furrow rose, Native elm bark) (1) Leafhoppers Mahogany webworms Mealybugs Minors webworms Moths (Such as: Browntail, Cypress tip, Douglas fir tussock, European pine shoot, Gypsy (2), Holly bud, Nantucket pine tip, Pandora, Pitch pine tip, Subtropical pine tip, Tussock) Oakworms (Such as: California, Orangestriped, Redhumped) Redhumped caterpillars Thrips (exposed) Weevils (Such as: Blackvine (3), Yellow poplar, Pine reproduction)	1/2 oz.	1/2 oz.	1 lb.	1. To reduce the twig and branch feeding on uninfested trees deemed to be of high value, apply a water spray to the tree crown. Application should be made in the spring or early summer using a sprayer that will give thorough coverage to the tree crown. 2. To kill migrating and invading gypsy moth larvae, treat trunks and foliage. 3. Blackvine weevils are night feeders. Late afternoon spraying will give control in some areas.
Foliar feeding beetles (Such as Blister, Cottonwood leaf (1), Elm leaf, Flea, Fuller rose Japanese, June, Willow)	1/2 to 1/2 oz.	1/2 to 1 oz.	1 to 2 lb.	1. For cottonwood leaf beetles, use DURSBA 50DF in water to control larvae and adults infesting cottonwoods. Make the treatment when field counts indicate damaging beetle populations are developing or present. For seedlings, use 8 to 20 gallons per spray volume per acre.

Numbers in parentheses refer to Specific Directions.

BEST AVAILABLE COPY

Pest	Amount of DURSBAN 500F in Water to Make			Specific Directions
	1 gallon	3 gallons	100 gallons	
<p>Borers (1): Clearwing moths (Such as: Ash, Dogwood, Lesser peachtree, Lilac, Oak Rhododendron), Metallic wood (Such as: Bronze birch, Flathead appletree, Twolined chestnut), Longhorned beetles (Such as: Locust, Red oak)</p> <p>Cranberry girdler larvae (2)</p> <p>Leafminers</p> <p>Needleminers (Such as: Jeffrey pine, Lodgepole pine, Spruce)</p> <p>Scale crawlers (Such as: Cottonycushion, Cottony maple, Euonymus, Fletcher, Florida wax, Golden oak, Hemispherical, Lecanium, Magnolia, Oak kermes, Oystershell, Pine needle San Jose, Tea, White birch)</p>	1/2 oz.	1 oz.	2 lb.	<p>1. For borers, apply DURSBAN 500F to the trunk and lower limbs of trees when the adults begin to emerge. Consult your local State Agricultural Experiment Station or Extension Service specialist for proper time to treat. Apply uniformly as a coarse, low-pressure spray.</p> <p>2. For cranberry girdler larvae infesting Douglas fir seedlings, apply 2 lb. of DURSBAN 500F per acre. Direct spray at the lower crown and stems using 50 gallons of water per acre. Irrigate immediately after application for soil penetration of 1-2 inches. Treat after egg laying during the summer.</p>
<p>Borers (Such as: Cottonwood, Peachtree)(1)</p>	1 oz.	3 oz.	6 lb.	<p>1. For peach tree borers, apply DURSBAN 500F in water to flowering trees of the genus <i>Prunus</i> as a trunk spray before newly-hatched larvae enter the trees. Apply as a coarse, low-pressure spray. Thoroughly wet all bark areas from ground level to scaffold limbs.</p>
<p>Beetles (1) (Such as: Cottonwood leaf, Elm leaf, Flea, Fuller rose, Native elm bark (2), Willow leaf)</p>	1 1/2 oz.	4 oz.	8 1/2 lb.	<p>1. For preventive treatment, apply the spray to the main trunk of trees in the early spring or when threat of attack exists from nearby infested trees. For remedial treatment, apply the spray to the main trunk of infested trees or logs when damage occurs but before adult beetles begin to emerge. For plantation trees, apply to individual trees using suitable hand- or power-operated spray equipment.</p> <p>2. To prevent native elm bark beetles from overwintering in uninfested trees, apply DURSBAN 500F in water to the bottom 6 feet of the trunk. Wet the trunk thoroughly, but do not spray to runoff. Care should be taken to apply the spray right to the base of the root flare. Application can be made with either a backpack mistblower or a hydraulic pressure sprayer from spring through to early fall. To reduce the twig and branch feeding on uninfested trees deemed to be of high value, apply a water spray to the tree crown. Application should be made in the spring or early summer using a sprayer that will give thorough coverage to the tree crown.</p>
<p>Beetles (Such as: Ambrosia, Anobidae, Black turpentine, European elm bark, Japanese Juno, Southern pine, Spruce) (1)</p>	2 1/2 oz.	8 oz.	16 1/2 lb.	<p>1. For preventive treatment, apply the spray to the main trunk of trees in the early spring or when threat of attack exists from nearby infested trees. For remedial treatment, apply the spray to the main trunk of infested trees or logs when damage occurs or before adult beetles begin to emerge. For plantation trees, apply to individual trees using suitable hand- or power-operated spray equipment.</p>
<p>Weevils (Such as: Northern pine, Pines, Pitch-eating, Twig) (1)</p>	5 1/2 oz.	1 lb.	33 1/2 lb.	<p>1. For Southern pine seedlings, treat immediately after transplanting. Treat each seedling with enough spray to thoroughly wet the foliage and stems to the point of runoff, but do not use more than 6 gallons of spray per acre.</p>

BEST AVAILABLE COPY

*Numbers in parentheses refer to Specific Directions.

Tree Fruits and Nuts


Use DURSSEAN 50DF insecticide at the dosages indicated by application as a foliar spray to control pests listed in the following table. Mix the required dosage of DURSSEAN 50DF in water. Spray for thorough and complete coverage of the foliage, using suitable hand- or conventional power-operated spray equipment. Treat when pests first appear or in accordance with local conditions. Consult your State Agricultural Experiment Station or Extension Service specialist for specific use information. Do not allow livestock to graze in treated areas.

Attention: In California, do not work with or contact trees within 2 days after treatment. Do not use additional wetting agents, spreaders or stickers.

Pest†	Amount of DURSSEAN 50DF in Water to Make			Specific Directions
	1 gallon	3 gallons	100 gallons	
Apples Apple aphid Apple maggot Codling moth European apple sawfly Eyepotted bud moth Fruitree leafroller Green fruitworm Lesser appleworm Obliquebanded leafroller Orange tortrix Oriental fruit moth Pandernis leafroller Plum curculio Redbanded leafroller Rosy apple aphid San Jose scale Tarnished plant bug Tufted apple budmoth Variegated leafroller Woolly apple aphid	½ oz.	1½ oz.	3 lb.	Make no more than 8 applications per season. Do not apply last treatment within 28 days before harvest or apply last two treatments closer than 21 days apart.
Almonds Navel orangeworm Peach twig borer San Jose scale	½ oz.	2 oz.	4 lb.	Make no more than 3 applications per season to almonds and no more than 2 applications per season to walnuts. Do not apply within 14 days before harvest.
Walnuts Codling moth Walnut scale	½ oz.	2 oz.	4 lb.	
Pecans Black pecan aphid Hickory shuckworm Pecan leaf scorch mite Pecan nut casebearer Pecan weevil Phylloxera spp.	½ oz.	1 oz.	2 lb.	Make no more than 5 applications per season. Do not apply within 28 days of harvest. Do not allow livestock to graze in treated orchards.

†Numbers in parentheses refer to Specific Directions.

BEST AVAILABLE COPY



Ornamentals (Outdoor Greenhouse, Shadehouse, Nurseries, etc.)

Use DURSBAN 50DF insecticide to treat flowers, shrubs, evergreens, vines and shade and flowering trees found to be infested with pests listed in the following table. Dilute DURSBAN 50DF with water according to directions given in the table and apply using suitable hand- or power-operated spray equipment in a manner to provide complete and uniform coverage. For best results apply a coarse spray to thoroughly wet both upper and lower leaf surfaces and infested limb and trunk areas. Attempt to penetrate dense foliage but avoid overspraying to the point of excessive runoff. Treat when pests appear and repeat at 7 to 10 day intervals, if needed. Do not use additional wetting agents, spreaders or stickers.


Consult your State Agricultural Experiment Station or Extension Service specialist for application timing and other specific use information.

Note: Greenhouse Grown Ornamentals: Environmental factors significantly affect phytotoxicity. While DURSBAN 50DF has been tested on numerous ornamental plants without causing serious phytotoxicity, because of the numerous varieties grown, it is recommended that a small group of plants be treated at the recommended rate under the anticipated growing conditions and observed for phytotoxic symptoms. Two test sprays should be made 7 days apart and the plants observed for another 7 days after the second treatment. Significant phytotoxicity has been observed in the following species following treatment with DURSBAN 50DF. Apply to these species at your own risk.

PLANT SPECIES DEMONSTRATING PHYTOTOXICITY TO DURSBAN 50DF


Scientific Name	Common Name
<i>Acalypha wilkesiana</i>	Copperleaf
<i>Aphelandra squarosa</i>	Zebra plant
<i>Brassica actinophylla</i>	Schefflera
<i>Succida tucanensis</i>	Black olive
<i>Carica papaya</i>	Papayas
<i>Cissus antarctica</i>	Cissus
<i>Codiaeum variegatum</i>	Croton
<i>Ficus nitida</i>	Ficus
<i>Ficus pumila</i>	Weeping fig
<i>Ficus retusa</i>	Cuban laurel
<i>Hibiscus calycinus</i>	Yellow hibiscus
<i>Hibiscus rose-sinensis</i>	Red/Chinese hibiscus
<i>Impatiens</i> spp.	Impatiens
<i>Nephrolepis acutata</i>	Boston fern, Fluffy ruf leaf fern
<i>Petunia</i> spp.	Petunia
<i>Rosa</i> spp.	Belinda, Caramia, Lavanda, Jack Frost

BEST AVAILABLE COPY



7912

Pest	Amount of DURBAN SODF in Water to Make			Specific Directions
	1 gallon	3 gallons	100 gallons	
<p>Adelgids (Such as: Cootley and Eastern spruce galls, Pine bark) Ants (including foraging fire ants) Aphids (Such as: Apple, Chrysanthemum, Cottonwood, Elm Leaf, Peach, Rose, Spirea) Armyworms (Fall, Yellowstriped) Bagworms (1) Beetle bugs Cankerworms Catapa sphinx Chiggers Citrus mealybug Clover mite Cockroaches (Such as: American, Asian, Wood, Smokey brown) Elm spanworms Fall webworms Grasshoppers Green fruitworms Hornworms Jackpine budworms Juniper webworms Katydid Lace bugs Leafhoppers Leafrollers (2) Maple leafcutters (3) Mites (Such as: Red spider, Southern red) (4) Oleander caterpillars Orange tortrix Periodical cicada Plant bugs Poplar tentmaker Psyllids Puss caterpillars Rose chafer Sawflies, exposed (Such as: Pine, Pin oak, Redheaded) Sawbugs Spittlebugs Spring elm caterpillars Spruce budworms Tent caterpillars (Such as: Eastern, Forest, Western) Thornbugs Walnut caterpillars Western spruce budworms Whiteflies Yellownecked caterpillars</p>	1/2 oz.	1/2 oz.	1/2 lb.	<ol style="list-style-type: none"> 1. For bagworms, treat when insects are in the crawler stage. 2. For effective control of leafrollers, spray should be applied before leaves are tightly rolled. 3. For effective control of map's leafcutter on maple trees, apply spray to larvae as cases are being formed. Do not treat sugar maple trees intended for maple syrup production. 4. For effective control of spider mites when large numbers of eggs are present, apply a second spray 3 to 5 days in the South or 7 to 10 days in the North after initial treatment to control newly-hatched nymphs. 5. For effective control of Fall webworm, direct spray into web and immediately surrounding foliage.
<p>Armyworms (Beet) Beetles (Native elm bark) (1) Cutworms Leafhoppers Mahogany webworms Mealybugs Minnesota webworms Moths (Such as: Browntail, Cypress tip, Douglas fir tussock, European pine shoot, Gypsy (2), Holly bud, Nantucket pine tip, Pandora, Pitch pine tip, Subtropical pine tip, Tussock) Oakworms (Such as: California, Orangestriped, Redhumped) Redhumped caterpillars Thrips (exposed) Weevils (Such as: Blackvine (3), Yellow Poplar, Pine reproduction)</p>	1/2 oz.	1/2 oz.	1 lb.	<ol style="list-style-type: none"> 1. To reduce twig and branch feeding by bark beetles, applications should be made in the spring or early summer. 2. To kill migrating and invading gypsy moth larvae, treat trunks and foliage. 3. Blackvine weevils are night feeders. Late afternoon spraying will give control in some areas.



BEST AVAILABLE COPY


†Numbers in parentheses refer to Specific Directions.

8912

Pest†	Amount of DURSBAN 50DF in Water to Make			Specific Directions
	1 gallon	3 gallons	100 gallons	
Foliar feeding beetles (Such as: Blister, Cottonwood leaf (1), Elm leaf, Flea, Fuller rose, Japanese, June, Willow leaf)	¼ to ½ oz.	1½ to 1 oz.	1 to 2 lb.	1. For cottonwood leaf beetles, use DURSBAN 50DF in water to control larvae and adults infesting cottonwoods. Make the treatment when field counts indicate damaging beetle populations are developing or present.
Borers (1): Clearwing moths (Such as: Ash, Dogwood, Lesser peachtree, Lilac, Oak, Rhododendron) Metallic wood (Such as: Bronze birch, Flatheaded apple tree, Twofined chestnut), Longhorned beetles (Such as: Locust, Red oak) Leafminers Needleminers (Such as: Jeffrey pine, Lodgepole pine, Spruce) Scale crawlers (Such as: Cottonycushion, Cottony maple, Euonymus, Fletcher, Florida wax, Golden oak, Hemispherical, Lecanium, Magnolia, Oak kermes, Oystershell, Pine needle, San Jose, Tea, White birch)	½ oz.	1 oz.	2 lb.	1. For borers, apply DURSBAN 50DF to the trunks and lower limbs of trees and shrubs when the adults begin to emerge. Consult your State Agricultural Experiment Station or Extension Service specialist for proper time to treat. Apply uniformly as a coarse, low-pressure spray.
Borers (Such as: Cottonwood, Peachtree) (1)	1 oz.	3 oz.	6 lb.	1. For peachtree borers, apply DURSBAN 50DF in water to flowering trees and shrubs of the genus <i>Prunus</i> as a trunk spray before newly-hatched larvae enter the trees. Apply as a coarse, low-pressure spray. Thoroughly wet all bark areas from ground level to scaffold limbs.
Wood infesting beetles (Such as: Ambrosia, Anobidae, Black turpentine, Cottonwood leaf, European elm bark, Native elm bark, Willow (1))	2½ oz.	8 oz.	16½ lb.	1. For preventive treatment, apply the spray to the main trunk of trees in the early spring or when threat of attack exists from nearby infested trees. For remedial treatment, apply the spray to the main trunk of infested trees when damage occurs but before adult beetles begin to emerge.

†Numbers in parenthesis refer to Specific Directions.

BEST AVAILABLE COPY



7912

Turf and Other Outdoor Uses

Use DURSIBAN 50DF to control pests infesting lawns, golf courses, parks, perennial turf grasses, etc., listed in the following table by applying at the recommended dosages and in accordance with the directions given below. Dilute DURSIBAN 50DF in enough water to obtain complete and uniform coverage of pest-infested areas and apply as a coarse, low-pressure spray using suitable application equipment. For best results, the lawn should be moist at time of treatment. Spray when pests first appear, re-treat when needed, but not more often than once every 7 days.

Pest	Amount of DURSIBAN 50DF per		Specific Directions
	1000 sq. ft	Acre	
Ants (including foraging fire ants) Armyworms (Such as: E.-rt, Fall, Yellowstriped) Centipedes Chiggers (1) Chinch bugs Clover mites Cutworms Crickets Earwigs Flary skipper Fire ants (mounds) (4) Fleas Gnats Grasshoppers Greenbugs June beetles Leafhoppers Lucerne moth Millipedes Mites (Such as: Clover, Bermuda grass stunt, Winter grain) Mosquitoes (2) Pillbugs Sod webworm (lawn moths) (3) Sowbugs Springtails Ticks (1)	1/2 oz.	2 lb.	<ol style="list-style-type: none"> Use DURSIBAN 50DF insecticide for area control of ticks and chiggers infesting non-cropland areas such as roadsides, footpaths and trails, picnic and camping sites, parks and other recreational areas where these pests are present and create a nuisance or a possible public health problem. Do not allow public use of treated areas during application or until spray has dried. Apply DURSIBAN 50DF in water at the rate of 1/2 pound per acre (equivalent to 1/2 oz. per 2,700 sq. ft.) using a hydraulic sprayer, mist applicator, knapsack sprayer, or other suitable hand- or power-operated spray equipment. Treat low underbrush, grassy areas, weeds, ground surfaces and debris using enough spray volume to obtain thorough coverage, usually 40 to 100 gallons per acre. Mosquitoes coming to rest on areas treated for control of turf pests will be killed for varying periods of time after treatment, depending on exposure of treated areas to weathering conditions. For best results in controlling sod webworms, delay watering and mowing the treated area for 12 to 24 hours after treatment. For individual fire ant mounds, apply DURSIBAN 50DF as a drench at a rate of 1.5 oz. per each 2 gallons of water. Gently sprinkle 1 1/2 2 gallons of dilution over the surface of each mound. Avoid disturbing mounds and treat new mounds as they appear.
European crane fly	1 oz.	3 lb.	
Turfgrass weevil (Hyperodes)	1 1/2 oz.	4 lb.	<ol style="list-style-type: none"> Spray suspected problem areas in mid-April and again in mid-May or as recommended by your local Agricultural Extension Service specialist.

Numbers in parentheses refer to Specific Directions.

BEST AVAILABLE COPY

Pest†	Amount of DURSBAN 500F per		Specific Directions
	1000 sq. ft.	Acre	
White grubs (Such as: Black turfgrass stemius, European chafar, Southern masked chafar and Japanese beetle larvae) (1)	1½ to 3 oz.	4 lb. to 8 lb.	1. For white grubs, spray when grubs are young and actively feeding near the soil surface, usually during late July and August or as recommended by your local Agricultural Extension Service specialist. Immediately after spraying, irrigate the treated area with ½ to 1 inch of water to wash the insecticide into the underlying soil.
Bluegrass billbugs (1)	¾ to 3 oz.	2 lb. to 8 lb.	1. For bluegrass billbugs, spray early in the season when adults first appear. Re-treat as needed.
Chiggers (Turkey Pens) (1)	3 oz.	8 lb.	1. For control of chiggers infesting outdoor turkey pens, apply DURSBAN 500F as a spray to the soil using 100-150 gallons of water per acre. To prevent turkeys from becoming infested with chiggers, spray the soil in pens just before turkeys are transferred to them. For turkeys already infested with chiggers, spray the soil in pens thoroughly. Allow at least three weeks for chigger lesions on the turkeys to heal before turkeys are slaughtered. For optimum results, spray a 10-15 ft. protective area around the periphery of the treated pens. Treatment is limited to 2 applications to the soil in turkey pens at intervals of not less than 4 weeks. Do not treat soil in turkey pens later than 7 days before turkeys are to be slaughtered. Avoid getting the spray on feed or in waterers. Open feed should be covered during spraying operations, and water troughs should be flushed out immediately after the spraying operations. Do not spray DURSBAN 500F directly on the turkeys.
Imported fire ants in commercial sod (1)	6 oz.	16 lbs.	1. Imported fire ants: Apply DURSBAN 500F as a spray to the area of sod to be cut. Immediately after applying the spray soak in with at least ½ acre-inch of water or a sufficient volume to thoroughly soak below the cut line. Do not apply a volume or rate of water to cause runoff. Sod can be cut when vegetation has dried and when soil is moist but not wet. Precautions: Personnel handling treated sod should wear elbow-length chemically resistant gloves (such as neoprene, etc.) and apron. Protective clothing and boots should be worn to prevent dermal skin exposure to treated sod. Certification Period: 42 days from day of application.

†Numbers in parentheses refer to Specific Directions.

BEST AVAILABLE COPY

113 12

Pest Control on Outside Surfaces and Around Buildings

Apply DURSBAN 50DF by application as a residual spray to outside surfaces of buildings including porches, window frames, eaves, patios, garages, refuse dumps and other areas where pests congregate or have been seen. Repeat treatment as needed to maintain effectiveness. Avoid application to surfaces where visible residues are objectionable.

Pest	Amount of DURSBAN 50DF in Water to Make			Specific Directions
	1 gallon	10 gallons	50 gallons	
Ants	For Perimeter Treatment(1)			1. To help prevent infestation of buildings, treat a band of soil 6 to 10 feet wide around and adjacent to buildings, also the building foundation to a height of 2 to 3 feet, where pests are active and may find entrance. Use 4 to 16 ounces of DURSBAN 50DF per 50 gallons of water and apply as a coarse spray at the rate of about 10 gallons spray mixture per 1,000 sq. ft. to thoroughly and uniformly wet the band area. 2. For scorpions, remove accumulations of lumber, firewood, and other materials which serve as harborage sites. DURSBAN 50DF may be applied as a residual spray to surfaces immediately below such materials. Perimeter treatments may reduce pest immigration from surrounding areas.
Bees	1/2 to 1/2 oz.	3/4 to 3 oz.	4 to 16 oz.	
Boxelder bugs				
Carpenter ants				
Clover mites				
Cockroaches				
Crickets				
Eawigs				
Em leaf beetles (adults)				
Firebrats				
Fleas				
Flies				
Homets				
Millipedes				
Mosquitoes				
Pillbugs				
Scorpions (2)				
Silverfish				
Sowbugs				
Spiders				
Springtails				
Symphytans				
Ticks				
Wasps				
Yellowjackets				
	On Outside Surfaces			
	1 1/2 oz.	13 1/2 oz.	4 lb.	

(Numbers in parentheses refer to Specific Directions.


STORAGE AND DISPOSAL

Do not contaminate water, food or feed by storage or disposal.
Storage: Store in original container in secured dry storage area. Prevent cross-contamination with other pesticides and fertilizers. Do not store above 100°F. If container is damaged or spill occurs, use product immediately or dispose of product and damaged container as indicated below.
Pesticide Disposal: Waste resulting from the use of this product may be disposed of on site or at an approved waste disposal facility.
Container Disposal: Do not reuse empty container. Completely empty container into application equipment. Puncture and/or crush empty container and dispose of in a sanitary landfill, or by incineration, or, if allowed by local authorities, by burning. If burned, stay out of smoke.

WARRANTY LIMITATIONS AND DISCLAIMER

DowElanco warrants that this product conforms to the chemical description on the label and is reasonably fit for the purposes stated on the label when used in strict accordance with the directions therein under normal conditions of use. THIS IS THE ONLY WARRANTY MADE ON THIS PRODUCT. NO OTHER EXPRESS AND NO IMPLIED WARRANTY OF MERCHANTABILITY OR FITNESS FOR A PARTICULAR PURPOSE IS MADE OUTSIDE OF THIS LABEL. Therefore, neither this warranty nor any other warranty of merchantability or fitness for a particular purpose, express or implied, extends to the use of this product contrary to label instructions (including conditions noted on the label, such as unfavorable temperatures, soil conditions, etc.), under abnormal conditions (such as excessive rainfall, drought, tornadoes, hurricanes, etc.) or under conditions not reasonably foreseeable to or beyond the control of seller.

BEST AVAILABLE COPY



When buyer or user suffers losses or damages resulting from the use or handling of this product (including claims based on contract, negligence, strict liability, or other legal theories), buyer or user must promptly notify in writing DowElanco of any claims to be eligible to receive either remedy given below. The EXCLUSIVE REMEDY OF THE BUYER OR USER and the LIMIT OF LIABILITY of DowElanco or any other seller will be one of the following, at the election of DowElanco:

- (1) Refund of purchase price paid by buyer or user for product bought, or
- (2) Replacement or amount of product used.

The seller will not be liable for consequential or incidental damages or losses.

The terms of this Warranty Limitations And Disclaimer cannot be varied by any written or verbal statements or agreements. Any employee or sales agent of the seller is not authorized to vary or exceed the terms of this Warranty Limitations And Disclaimer in any manner.


1289

DowElanco
Indianapolis, Indiana 46268 U.S.A.
*Trademark of DowElanco

BEST AVAILABLE COPY

Revisions include:

Page 2 under mixing instructions - Delete Do not use additional wetting agents, spreaders or stickers.



SPECIMEN LABEL 86-1959 DATE CODE 1289
THIS IS AN INITIAL PRINTING