

62719-151

03/09/2009

1/14



UNITED STATES ENVIRONMENTAL PROTECTION AGENCY
WASHINGTON, D.C. 20460

OFFICE OF
PREVENTION, PESTICIDES AND
TOXIC SUBSTANCES

Ms. Kimberly S. Gilbert
Product Registration
Dow AgroScience LLC
9330 Zionsville Road
Indianapolis, IN 46268

MAR 9 2009

SUBJECT: Application for Pesticide Notification (PRN 98-10 and 2008-1)
Request General Label Change (Comply with Florida State Law)
for Use
EPA Reg. No. 62719-151
Application Dated February 13, 2009

Dear Ms. Gilbert:

The Agency is in receipt of your Application for Pesticide Notification under Pesticide Registration Notice (PRN) 98-10 and 2008-1 dated 02/13/09 for the above product. The Registration Division (RD) has conducted a review of this request for its applicability under PRN 98-10 and 2008-1 and finds that the action requested fall within the scope of PRN 98-10 and PRN 2008-1. The label submitted with the application has been stamped "Notification" and will be placed in our records.

If you have any questions, please call me directly at 703-305-6249 or Owen F. Beeder of my staff at 703-308-8899.

Sincerely,

A handwritten signature in black ink, appearing to be "Linda Arrington".

Linda Arrington
Notifications & Minor Formulations Team Leader
Registration Division (7505P)
Office of Pesticide Programs

2/14



United States
Environmental Protection Agency
Washington, DC 20460

☐ Registration
☐ Amendment
☒ Other

OPP Identifier Number

Application for Pesticide - Section I

1. Company/Product Number Dow AgroSciences LLC/62719-151	2. EPA Product Manager Joanne I. Tompkins	3. Proposed Classification <input checked="" type="checkbox"/> None <input type="checkbox"/> Restricted
4. Company/Product (Name) Dow AgroSciences LLC/Turf Fertilizer-Contains Team 0.92%	PM# 23	
5. Name and Address of Applicant (Include ZIP Code) Dow AgroSciences LLC 9330 Zionsville Road Indianapolis, IN 46268 <input type="checkbox"/> Check if this is a new address	6. Expedited Review. In accordance with FIFRA Section 3(c)(3) (b)(i), my product is similar or identical in composition and labeling to: EPA Reg. No. _____ Product Name _____	

NOTIFICATION

MAR 09 2009

Section - II

<input type="checkbox"/> Amendment - Explain below.	<input type="checkbox"/> Final printed labels in response to Agency letter dated _____
<input type="checkbox"/> Resubmission in response to Agency letter dated _____	<input type="checkbox"/> "Me Too" Application.
<input checked="" type="checkbox"/> Notification - Explain below.	<input type="checkbox"/> Other - Explain below.

Explanation: Use additional page(s) if necessary. (For section I and Section II.)

This notification is consistent with the provisions of PR Notice 98-10 and EPA regulations at 40 CFR 152.46, and no other changes have been made to the labeling or the confidential statement of formula of this product. I understand that it is a violation of 18 U.S.C. Sec. 1001 to willfully make any false statement to EPA. I further understand that if this notification is not consistent with the terms of PR Notice 98-10 and 40 CFR 152.46, this product may be in violation of FIFRA and I may be subject to enforcement action and penalties under sections 12 and 14 of FIFRA.

Section - III

1. Material This Product Will Be Packaged In:				2. Type of Container	
Child-Resistant Packaging <input type="checkbox"/> Yes <input type="checkbox"/> No	Unit Packaging <input type="checkbox"/> Yes <input type="checkbox"/> No	Water Soluble Packaging <input type="checkbox"/> Yes <input type="checkbox"/> No		<input type="checkbox"/> Metal <input type="checkbox"/> Plastic <input type="checkbox"/> Glass <input type="checkbox"/> Paper <input type="checkbox"/> Other (Specify) _____	
* Certification must be submitted		If "Yes" Unit Packaging wgt.	No. per container	If "Yes" Package wgt	No. per container
3. Location of Net Contents Information <input type="checkbox"/> Label <input type="checkbox"/> Container		4. Size(s) Retail Container		5. Location of Label Directions <input type="checkbox"/>	
6. Manner in Which Label is Affixed to Product <input type="checkbox"/> Lithograph <input type="checkbox"/> Paper glued <input type="checkbox"/> Stenciled		<input type="checkbox"/> Other _____			

Section - IV

1. Contact Point (Complete items directly below for identification of individual to be contacted, if necessary, to process this application.)			
Name Kimberly S. Gilbert		Title Regulatory Manager	
		Telephone No. (Include Area Code) (317) 337-4685 (fax: 317-337-4649)	
Certification I certify that the statements I have made on this form and all attachments thereto are true, accurate and complete. I acknowledge that any knowingly false or misleading statement may be punishable by fine or imprisonment or both under applicable law.			6. Date Application Received (Stamped)
2. Signature 		3. Title Regulatory Manager	
4. Typed Name Kimberly S. Gilbert (ksgilbert@dow.com)		5. Date February 13, 2009	



Dow AgroSciences

[®]Trademark of Dow AgroSciences LLC

4/14

(Base label):

Turf Fertilizer - Contains Team® 0.92%

Herbicide

A fertilizer containing Team, a preemergence herbicide for control of crabgrass, foxtail, goosegrass, *Poa annua* and other annual weed grasses in established turfgrass

Covers up to XX,000 sq ft (XXX' x XX')

and/or

This bag covers XX,000 sq ft

NOTIFICATION

MAR 0 2009

and/or

Controls [tough] weeds [such as annual bluegrass] [smooth, hairy crabgrass] [goosegrass] [silver crabgrass] [crowfoot] [barnyardgrass] [watergrass] [green foxtail] [yellow foxtail] [prostrate spurge] [spotted spurge] [creeping spurge] [creeping woodsorrel] [yellow woodsorrel]

and/or

Season long crabgrass control

and/or

Season long crabgrass prevention

and/or

Easy to use

and/or

Apply [early spring] [spring] [late spring]

and/or

Apply in the fall for [annual bluegrass] [barnyardgrass] [and other winter weeds]

and/or

Use for a [beautiful] lawn

and/or

Better crabgrass control/prevention than other leading brands

and/or

Effective crabgrass control/prevention leads to [thicker] [healthier] lawns

and/or

Prevents crabgrass and other weeds from germinating

and/or

[Prevents] [Controls] crabgrass

and/or

For use on all turfgrass types and/or including bentgrass

and/or

For use on cool season and warm season turfgrass

and/or

Just one application needed

and/or

More than a crabgrass preventer [also a barnyardgrass preventer]

and/or

Two applications can be used 6 to 8 weeks apart for extended prevention of weeds [such as] [crabgrass] [goosegrass] [barnyardgrass]

and/or


University tested [and researched]

and/or

Labeled for use around a [wide] variety of trees and shrubs

and/or

Never see crabgrass again



5/14

MAR 09 2009

Active Ingredients:

benefin: <i>N</i> -butyl- <i>N</i> -ethyl- α,α,α -trifluoro-2,6-dinitro- <i>p</i> -toluidine	0.61%
trifluralin: α,α,α -trifluoro-2,6-dinitro- <i>N,N</i> -dipropyl- <i>p</i> -toluidine	0.31%
Other Ingredients	99.08%
Total.....	100.00%

Contains 0.46 lb active ingredient per 50 lb bag.

[Editor's note: Supplemental distributor will add fertilizer analysis and derivation statement for fertilizer carrier used.]

Guaranteed Fertilizer Analysis

Total Nitrogen (N)	XX.X%
Available Phosphoric Acid (P_2O_5)	XX.X%
Soluble Potash (K_2O)	XX.X%

Keep Out of Reach of Children**WARNING****Precautionary Statements****Hazards to Humans and Domestic Animals**

Causes Substantial But Temporary Eye Injury • Harmful If Absorbed Through Skin • Prolonged Or Frequently Repeated Skin Contact May Cause Allergic Reactions In Some Individuals

Do not get in eyes or on clothing. Avoid contact with skin. Wash thoroughly with soap and water after handling and before eating, drinking, chewing gum, or using tobacco.

Personal Protective Equipment (PPE)

All loaders, applicators, and other handlers must wear:

- Long-sleeved shirt and long pants
- Shoes plus socks
- Chemical-resistant gloves made of any waterproof material
- Goggles, faceshield or safety glasses

Follow manufacturer's instructions for cleaning/maintaining PPE. If no such instructions for washables exist, use detergent and hot water. Keep and wash PPE separately from other laundry.

User Safety Recommendations

Users should:

- Wash hands before eating, drinking, chewing gum, using tobacco, or using the toilet.
- Remove clothing/PPE immediately if pesticide gets inside. Then wash thoroughly and put on clean clothing.
- Remove PPE immediately after handling this product. Wash the outside of gloves before removing. As soon as possible, wash thoroughly and change into clean clothing.

First Aid

If in eyes: Hold eye open and rinse slowly and gently with water for 15-20 minutes. Remove contact lenses, if present, after the first 5 minutes, then continue rinsing eye. Call a poison control center or doctor for treatment advice.

6/14

If on skin or clothing: Take off contaminated clothing. Rinse skin immediately with plenty of water for 15-20 minutes. Call a poison control center or doctor for treatment advice.

Have the product container or label with you when calling a poison control center or doctor, or going for treatment. You may also contact 1-800-992-5994 for emergency medical treatment information.

Environmental Hazards

This pesticide is extremely toxic to freshwater, marine, and estuarine fish and aquatic invertebrates, including shrimp and oyster. Do not apply in a manner which will directly expose canals, lakes, streams, ponds, marshes or estuaries to aerial drift. Do not apply directly to water, or to areas where surface water is present or to intertidal areas below the mean high water mark. Do not contaminate water when disposing of equipment washwater or rinsate. Drift and runoff may be hazardous to aquatic organisms in water adjacent to treated areas.

(Storage and Disposal for rigid containers 5 gal or less)

Storage and Disposal

Do not contaminate water, food, or feed by storage and disposal.

Pesticide Storage: Store in original container only. In case of leak or spill, contain material and dispose as waste.

Pesticide Disposal: Wastes resulting from the use of this product must be disposed of on site or at an approved waste disposal facility.

Container Handling: Nonrefillable container. Do not reuse or refill this container.

Triple rinse or pressure rinse container (or equivalent) promptly after emptying. **Triple rinse** as follows: Empty the remaining contents into application equipment or a mix tank and drain for 10 seconds after the flow begins to drip. Fill the container 1/4 full with water and recap. Shake for 10 seconds. Pour rinsate into application equipment or a mix tank or store rinsate for later use or disposal. Drain for 10 seconds after the flow begins to drip. Repeat this procedure two more times. **Pressure rinse** as follows: Empty the remaining contents into application equipment or a mix tank and continue to drain for 10 seconds after the flow begins to drip. Hold container upside down over application equipment or mix tank or collect rinsate for later use or disposal. Insert pressure rinsing nozzle in the side of the container, and rinse at about 40 psi for at least 30 seconds. Drain for 10 seconds after the flow begins to drip. Then offer for recycling if available or puncture and dispose of in a sanitary landfill, or by incineration, or by other procedures allowed by state and local authorities.

(Storage and Disposal for nonrigid containers any size)

Storage and Disposal

Do not contaminate water, food, or feed by storage and disposal.

Pesticide Storage: Store in original container only. In case of leak or spill, contain material and dispose as waste.

Pesticide Disposal: Wastes resulting from the use of this product must be disposed of on site or at an approved waste disposal facility.

Container Handling: Nonrefillable container. Do not reuse or refill this container. Completely empty bag into application equipment. Then offer for recycling if available, or dispose of in a sanitary landfill, or by incineration, or by other procedures allowed by state and local authorities.

(Storage and Disposal for refillable rigid containers greater than 5 gal)

Storage and Disposal

Do not contaminate water, food, or feed by storage and disposal.

Pesticide Storage: Store in original container only. In case of leak or spill, contain material and dispose as waste.

Pesticide Disposal: Wastes resulting from the use of this product must be disposed of on site or at an approved waste disposal facility.

Container Handling: Refillable container. Refill this container with pesticide only. Do not reuse this container for any other purpose.

Cleaning the container before final disposal is the responsibility of the person disposing of the container. Cleaning before refilling is the responsibility of the refiller. To clean the container before final disposal, empty the remaining contents from this container into application equipment or a mix tank. Fill the container about 10% full with water and, if possible, spray all sides while adding water. If practical, agitate vigorously or recirculate water with the pump for two minutes. Pour or pump rinsate into application equipment or rinsate collection system. Repeat this rinsing procedure two more times. Then offer for recycling if available, or puncture and dispose of in a sanitary landfill, or by incineration, or by other procedures allowed by state and local authorities.

(Storage and Disposal for nonrefillable rigid containers larger than 5 gal)

Storage and Disposal

Do not contaminate water, food, or feed by storage and disposal.

Pesticide Storage: Store in original container only. In case of leak or spill, contain material and dispose as waste.

Pesticide Disposal: Wastes resulting from the use of this product must be disposed of on site or at an approved waste disposal facility.

Container Handling: Nonrefillable container. Do not reuse or refill this container.

Triple rinse or pressure rinse container (or equivalent) promptly after emptying. **Triple rinse** as follows: Empty the remaining contents into application equipment or a mix tank. Fill the container 1/4 full with water. Replace and tighten closures. Tip container on its side and roll it back and forth, ensuring at least one complete revolution, for 30 seconds. Stand the container on its end and tip it back and forth several times. Turn the container over onto its other end and tip it back and forth several times. Empty the rinsate into application equipment or a mix tank or store rinsate for later use or disposal. Repeat this procedure two more times. **Pressure rinse** as follows: Empty the remaining contents into application equipment or a mix tank and continue to drain for 10 seconds after the flow begins to drip. Hold container upside down over application equipment or mix tank or collect rinsate for later use or disposal. Insert pressure rinsing nozzle in the side of the container, and rinse at about 40 psi for at least 30 seconds. Drain for 10 seconds after the flow begins to drip. Then offer for recycling if available, or puncture and dispose of in a sanitary landfill, or by incineration, or by other procedures allowed by state and local authorities.

Refer to label booklet for Directions for Use.

Notice: Read the entire label. Use only according to label directions. **Before using this product, read Warranty Disclaimer, Inherent Risks of Use, and Limitation of Remedies elsewhere on this label. If terms are unacceptable, return at once unopened.**

In case of emergency endangering health or the environment involving this product, call 1-800-992-5994.

Agricultural Chemical: Do not ship or store with food, feeds, drugs or clothing.

EPA Req. No. 62719-151

EPA Est. No.

® Trademark of Dow AgroSciences LLC

Produced for

Dow AgroSciences LLC

9330 Zionsville Road

Indianapolis, Indiana 46268

Net Weight _____

8/14

(Label booklet cover):

Turf Fertilizer - Contains Team® 0.92%

Herbicide

A fertilizer containing Team, a preemergence herbicide for control of crabgrass, foxtail, goosegrass, *Poa annua* and other annual weed grasses in established turfgrass

Covers up to XX,000 sq ft (XXX' x XX')

and/or

This bag covers XX,000 sq ft

and/or

Controls [tough] weeds [such as annual bluegrass] [smooth, hairy crabgrass] [goosegrass] [silver crabgrass] [crowfoot] [barnyardgrass] [watergrass] [green foxtail] [yellow foxtail] [prostrate spurge] [spotted spurge] [creeping spurge] [creeping woodsorrel] [yellow woodsorrel]

and/or

Season long crabgrass control

and/or

Season long crabgrass prevention

and/or

Easy to use

and/or

Apply [early spring] [spring] [late spring]

and/or

Apply in the fall for [annual bluegrass] [barnyardgrass] [and other winter weeds]

and/or

Use for a [beautiful] lawn

and/or

Better crabgrass control/prevention than other leading brands

and/or

Effective crabgrass control/prevention leads to [thicker] [healthier] lawns

and/or

Prevents crabgrass and other weeds from germinating

and/or

[Prevents] [Controls] crabgrass

and/or

For use on all turfgrass types and/or including bentgrass

and/or

For use on cool season and warm season turfgrass

and/or

Just one application needed

and/or

More than a crabgrass preventer [also a barnyardgrass preventer]

and/or

Two applications can be used 6 to 8 weeks apart for extended prevention of weeds [such as] [crabgrass] [goosegrass] [barnyardgrass]

and/or


University tested [and researched]

and/or

Labeled for use around a [wide] variety of trees and shrubs

and/or

Never see crabgrass again



9/14

Active Ingredients:

benefin: <i>N</i> -butyl- <i>N</i> -ethyl- α,α,α -trifluoro-2,6-dinitro- <i>p</i> -toluidine	0.61%
trifluralin: α,α,α -trifluoro-2,6-dinitro- <i>N,N</i> -dipropyl- <i>p</i> -toluidine	0.31%
Other Ingredients	99.08%
Total.....	100.00%

Contains 0.46 lb active ingredient per 50 lb bag.

[Editor's note: Supplemental distributor will add fertilizer analysis and derivation statement for fertilizer carrier used.]

Guaranteed Fertilizer Analysis

Total Nitrogen (N)	XX.X%
Available Phosphoric Acid (P_2O_5)	XX.X%
Soluble Potash (K_2O)	XX.X%

Keep Out of Reach of Children

WARNING

Refer to inside of label booklet for additional precautionary information including Directions for Use.

Notice: Read the entire label. Use only according to label directions. **Before using this product, read Warranty Disclaimer, Inherent Risks of Use, and Limitation of Remedies at end of Directions for Use. If terms are unacceptable, return at once unopened.**

In case of emergency endangering health or the environment involving this product, call 1-800-992-5994.

Agricultural Chemical: Do not ship or store with food, feeds, drugs or clothing.

EPA Reg. No. 62719-151

EPA Est. No. _____

®Trademark of Dow AgroSciences LLC


Produced for

Dow AgroSciences LLC

9330 Zionsville Road

Indianapolis, Indiana 46268

Net Weight _____



10/14

(Page 1 through end):

Precautionary Statements**Hazards to Humans and Domestic Animals****WARNING**

Causes Substantial But Temporary Eye Injury • Harmful If Absorbed Through Skin • Prolonged Or Frequently Repeated Skin Contact May Cause Allergic Reactions In Some Individuals

Do not get in eyes or on clothing. Avoid contact with skin. Wash thoroughly with soap and water after handling and before eating, drinking, chewing gum, or using tobacco.

Personal Protective Equipment (PPE)

All loaders, applicators, and other handlers must wear:

- Long-sleeved shirt and long pants
- Shoes plus socks
- Chemical-resistant gloves made of any waterproof material
- Goggles, faceshield or safety glasses

Follow manufacturer's instructions for cleaning/maintaining PPE. If no such instructions for washables exist, use detergent and hot water. Keep and wash PPE separately from other laundry.

User Safety Recommendations

Users should:

- Wash hands before eating, drinking, chewing gum, using tobacco, or using the toilet.
- Remove clothing/PPE immediately if pesticide gets inside. Then wash thoroughly and put on clean clothing.
- Remove PPE immediately after handling this product. Wash the outside of gloves before removing. As soon as possible, wash thoroughly and change into clean clothing.

First Aid

If in eyes: Hold eye open and rinse slowly and gently with water for 15-20 minutes. Remove contact lenses, if present, after the first 5 minutes, then continue rinsing eye. Call a poison control center or doctor for treatment advice.

If on skin or clothing: Take off contaminated clothing. Rinse skin immediately with plenty of water for 15-20 minutes. Call a poison control center or doctor for treatment advice.

Have the product container or label with you when calling a poison control center or doctor, or going for treatment. You may also contact 1-800-992-5994 for emergency medical treatment information.

Environmental Hazards

This pesticide is extremely toxic to freshwater, marine, and estuarine fish and aquatic invertebrates, including shrimp and oyster. Do not apply in a manner which will directly expose canals, lakes, streams, ponds, marshes or estuaries to aerial drift. Do not apply directly to water, or to areas where surface water is present or to intertidal areas below the mean high water mark. Do not contaminate water when disposing of equipment washwater or rinsate. Drift and runoff may be hazardous to aquatic organisms in water adjacent to treated areas.

Directions for Use

It is a violation of Federal law to use this product in a manner inconsistent with its labeling. Read all directions carefully before applying this product.

11/14

Application Restrictions: Do not apply this product in a way that will contact workers or other persons, either directly or through drift. Only protected handlers may be in the area during application.

Entry Restrictions: Do not enter or allow other people (or pets) to enter the treated area until dusts have settled. If soil incorporation is required after application, do not enter or allow others to enter the treated area (except those persons involved in the incorporation) until the incorporation is complete. If incorporation is accomplished by watering-in, except for those people involved in the watering-in, do not enter or allow others to enter the treated area until the watering-in is complete and the surface is dry after the watering-in.

Not for use on turf being grown for sale or other commercial use as sod, or for commercial seed production, or for research purposes.

Storage and Disposal

Do not contaminate water, food or feed by storage or disposal.

Pesticide Storage: Store in original container only. In case of leak or spill, contain material and dispose as waste.

Pesticide Disposal: Wastes resulting from the use of this product may be disposed of on site or at an approved waste disposal facility.

Nonrefillable rigid containers 5 gallons or less:

Container Handling: Nonrefillable container. Do not reuse or refill this container.

Triple rinse or pressure rinse container (or equivalent) promptly after emptying. **Triple rinse** as follows: Empty the remaining contents into application equipment or a mix tank and drain for 10 seconds after the flow begins to drip. Fill the container 1/4 full with water and recap. Shake for 10 seconds. Pour rinsate into application equipment or a mix tank or store rinsate for later use or disposal. Drain for 10 seconds after the flow begins to drip. Repeat this procedure two more times. **Pressure rinse** as follows: Empty the remaining contents into application equipment or a mix tank and continue to drain for 10 seconds after the flow begins to drip. Hold container upside down over application equipment or mix tank or collect rinsate for later use or disposal. Insert pressure rinsing nozzle in the side of the container, and rinse at about 40 psi for at least 30 seconds. Drain for 10 seconds after the flow begins to drip. Then offer for recycling if available or puncture and dispose of in a sanitary landfill, or by incineration, or by other procedures allowed by state and local authorities.

Nonrefillable nonrigid containers:

Container Handling: Nonrefillable container. Do not reuse or refill this container. Completely empty bag into application equipment. Then offer for recycling if available, or dispose of in a sanitary landfill, or by incineration, or by other procedures allowed by state and local authorities.

Refillable rigid containers larger than 5 gal:

Container Handling: Refillable container. Refill this container with pesticide only. Do not reuse this container for any other purpose.

Cleaning the container before final disposal is the responsibility of the person disposing of the container. Cleaning before refilling is the responsibility of the refiller. To clean the container before final disposal, empty the remaining contents from this container into application equipment or a mix tank. Fill the container about 10% full with water and, if possible, spray all sides while adding water. If practical, agitate vigorously or recirculate water with the pump for two minutes. Pour or pump rinsate into application equipment or rinsate collection system. Repeat this rinsing procedure two more times. Then offer for recycling if available, or puncture and dispose of in a sanitary landfill, or by incineration, or by other procedures allowed by state and local authorities.

Nonrefillable rigid containers larger than 5 gal:

Container Handling: Nonrefillable container. Do not reuse or refill this container.

Triple rinse or pressure rinse container (or equivalent) promptly after emptying. **Triple rinse** as follows: Empty the remaining contents into application equipment or a mix tank. Fill the container 1/4 full with

12/4

water. Replace and tighten closures. Tip container on its side and roll it back and forth, ensuring at least one complete revolution, for 30 seconds. Stand the container on its end and tip it back and forth several times. Turn the container over onto its other end and tip it back and forth several times. Empty the rinsate into application equipment or a mix tank or store rinsate for later use or disposal. Repeat this procedure two more times. **Pressure rinse** as follows: Empty the remaining contents into application equipment or a mix tank and continue to drain for 10 seconds after the flow begins to drip. Hold container upside down over application equipment or mix tank or collect rinsate for later use or disposal. Insert pressure rinsing nozzle in the side of the container, and rinse at about 40 psi for at least 30 seconds. Drain for 10 seconds after the flow begins to drip. Then offer for recycling if available, or puncture and dispose of in a sanitary landfill, or by incineration, or by other procedures allowed by state and local authorities.

General Information

This product is a granular fertilizer containing Team[®], a preemergence herbicide for application to established turfgrass for control of annual bluegrass (*Poa annua*), smooth and hairy crabgrass, goosegrass (silver crabgrass or crowfoot), barnyardgrass (watergrass) and green and yellow foxtail. This product also provides partial control of prostrate spurge (*Euphorbia humistrata*), spotted spurge (*Euphorbia maculata*), creeping spurge (*Euphorbia serpens*), creeping woodsorrel (*Oxalis corniculata*) and yellow woodsorrel (*Oxalis stricta*). This product will not harm most nearby ornamental trees and shrubs.

General Use Precautions and Restrictions

- Do not apply this product to golf course putting greens.
- Do not apply to dichondra.
- Do not apply to newly sprigged areas of Bermudagrass, St. Augustinegrass, centipedegrass, or zoysiagrass until turf is well established.
- Any cultural practices that disturb the soil, such as aerification or verticutting, should be done prior to application of this product.
- Do not make more than 2 applications of this product per year.
- **Maximum Single Application Rate:** Cool season turf – 255 lb of Turf Fertilizer – Contains Team 0.92% per acre; warm season turf – 326 lb of Turf Fertilizer – Contains Team 0.92% per acre.
- **Maximum Yearly Rate:** Cool season turf – 510 lb of Turf Fertilizer – Contains Team 0.92% per acre; warm season turf – 652 lb of Turf Fertilizer – Contains Team 0.92% per acre.
- **Minimum Re-Treatment Interval:** Cool season turf – 56 to 70 days; warm season turf – 70 to 84 days.
- This product must be watered in as soon as possible after application.

[Editor's note: Supplemental distributor will add one of the following statements as appropriate if their product is registered in the state of Florida.]

- Florida Applications: Do not exceed [2] [3] applications per year on bahiagrass in the north.
- Florida Applications: Do not exceed [2] [3] [4] applications per year on bahiagrass in [central Florida] [the south].
- Florida Applications: Do not exceed [3] [4] [5] applications per year on bermudagrass in the north.
- Florida Applications: Do not exceed [4] [5] [6] applications per year on bermudagrass in central Florida.
- Florida Applications: Do not exceed [5] [6] [7] applications per year on bermudagrass in the south.
- Florida Applications: Do not exceed [1] [2] applications per year on centipedegrass in the north.
- Florida Applications: Do not exceed [2] [3] applications per year on centipedegrass in [central Florida] [the south].
- Florida Applications: Do not exceed [2] [3] [4] applications per year on St. Augustinegrass in the north.
- Florida Applications: Do not exceed [2] [3] [4] [5] applications per year on St. Augustinegrass in central Florida.
- Florida Applications: Do not exceed [4] [5] [6] applications per year on St. Augustinegrass in the south.
- Florida Applications: Do not exceed [3] [4] [5] applications per year on zoysiagrass in the north.
- Florida Applications: Do not exceed [3] [4] [5] [6] applications per year on zoysiagrass in central Florida.

13/14

- Florida Applications: Do not exceed [4] [5] [6] applications per year on zoysiagrass in the south.
- Florida Applications: For application to sports turf (non-agricultural land planted exclusively for golf courses, parks and athletic fields), follow "SL191, 'Recommendations for N, P, K and Mg for Golf Course & Athletic Field Fertilization Base on Mehlich I Extractant'" available at <http://edis.ifas.ufl.edu/SS404>, or "BMP's for Enhancement of Environmental Quality on Florida's Golf Courses" available at <http://www.dep.state.fl.us/water/nonpoint/docs/nonpoint/glfbmp07.pdf>.
- Florida Applications: For application to urban turf (non-agricultural land planted in closely mowed, managed grasses except golf courses, parks and athletic fields), follow "Best Management Practices for Protection of Water Resources in Florida, June 2002, Florida Green Industries" available at http://www.dep.state.fl.us/central/Home/MeetingsTraining/FLGreen/BMP_Book_final.pdf.

Reseeding: Do not reseed treated areas for at least 8 weeks after a single application of 217 lb of product per acre, or 12 to 16 weeks after a single application of 326 lb of product per acre unless injury can be tolerated. For split applications, do not reseed treated areas for 8 to 10 weeks after the last 163 lb of product per acre rate is applied, or 10 to 12 weeks after the last 217 lb of product per acre rate is applied unless injury can be tolerated.

Use this product on the following established turfgrass species:

Established Cool Season Turfgrass

bentgrass fairways
fescues
Kentucky bluegrass
perennial ryegrass

Established Warm Season Turfgrass

bahiagrass
Bermudagrass
centipedegrass
St. Augustinegrass
tall fescue
zoysiagrass

Application Directions

Apply this product using a drop or rotary-type spreader designed to apply granular fertilizer. Calibrate application equipment prior to use according to the manufacturer's directions. Check frequently to be sure equipment is working properly and distributing granules uniformly. Do not use spreaders that apply material in narrow concentrated bands. Avoid skips or overlaps as poor weed control or turfgrass injury may occur. More uniform application may be achieved by spreading half of the required amount of product over the area and then applying the remaining half in swaths at right angles to the first. A splashboard mounted below the release point of drop-type spreaders can improve the uniformity of product distribution.

Rates, Frequency and Timing of Application

Broadcast Application Rates

	Cool Season Turfgrass	Warm Season Turfgrass
summer annual grass weeds (spring application)	163 to 255 lb/acre (3.75 to 6 lb/1000 sq ft)	326 lb/acre (7.5 lb/1000 sq ft)
winter annual grass weeds (fall application)	163 to 217 lb/acre (3.75 to 5 lb/1000 sq ft)	326 lb/acre (7.5 lb/1000 sq ft)

Successful preemergence control of the annual grass weeds listed on this label requires proper timing of application. Apply this product 1 to 2 weeks prior to the germination of annual grass weeds since it does not control established weeds. If application timing does not coincide with the normal germination period of any of the annual grass weeds listed on this label, weed control results may be erratic or poor.

In areas where germination of the annual weed grass species continues for extended periods of time, make a second application at the recommended rate 8 to 10 weeks after the first application on cool season turfgrass and 10 to 12 weeks after the first application on warm season turfgrass.

14/14

This product may also be applied in split applications. This program is desirable when the initial application is made well in advance of weed germination and where weed control is desired for a longer period of time. For a split application, apply this product at 163 lb plus 163 lb per acre for cool season turfgrass and in the northern half of the warm season turfgrass area, or 217 lb plus 217 lb per acre in the southern half of the warm season turfgrass area. Make the second application 8 to 10 weeks following the 163 lb per acre rate and 10 to 12 weeks following the 217 lb per acre rate.

Terms and Conditions of Use

If terms of the following Warranty Disclaimer, Inherent Risks of Use, and Limitation of Remedies are not acceptable, return unopened package at once to the seller for a full refund of purchase price paid. Otherwise, use by the buyer or any other user constitutes acceptance of the terms under Warranty Disclaimer, Inherent Risks of Use and Limitations of Remedies.

Warranty Disclaimer

Seller warrants that this product conforms to the chemical description on the label and is reasonably fit for the purposes stated on the label when used in strict accordance with the directions, subject to the inherent risks set forth below. TO THE EXTENT PERMITTED BY LAW, SELLER MAKES NO OTHER EXPRESS OR IMPLIED WARRANTY OF MERCHANTABILITY OR FITNESS FOR A PARTICULAR PURPOSE OR ANY OTHER EXPRESS OR IMPLIED WARRANTY.

Inherent Risks of Use

It is impossible to eliminate all risks associated with use of this product. Plant injury, lack of performance, or other unintended consequences may result because of such factors as use of the product contrary to label instructions (including conditions noted on the label, such as unfavorable temperature, soil conditions, etc.), abnormal conditions (such as excessive rainfall, drought, tornadoes, hurricanes), presence of other materials, the manner of application, or other factors, all of which are beyond the control of the Seller. All such risks shall be assumed by buyer.

Limitation of Remedies

To the extent permitted by law, the exclusive remedy for losses or damages resulting from this product (including claims based on contract, negligence, strict liability, or other legal theories), shall be limited to, at Seller's election, one of the following:

- 1 Refund of purchase price paid by buyer or user for product bought, or
- 2 Replacement of amount of product used.

To the extent permitted by law, Seller shall not be liable for losses or damages resulting from handling or use of this product unless Seller is promptly notified of such loss or damage in writing. To the extent permitted by law, in no case shall Seller be liable for consequential or incidental damages or losses.

The terms of the Warranty Disclaimer, Inherent Risks of Use, and this Limitation of Remedies cannot be varied by any written or verbal statements or agreements. No employee or sales agent of the Seller or the seller is authorized to vary or exceed the terms of the Warranty Disclaimer or this Limitation of Remedies in any manner.

®™Trademark of Dow AgroSciences LLC
EPA accepted 01/14/08

NOTIFICATION
MAR 09 2009

NOTIFICATION
MAR 09 2009

