

IPM 25 - 62719-131

1/56

AL323 873

Mr. Larry L. Hammond
Lowlianco
9330 Zionsville Road
Indianapolis, IN 46268-1054

Dear Mr. Hammond:

Subject: Ireflan® TR-10
EPA Registration No. 62719-131
Application Dated June 24, 1996, and Letter Dated
June 24, 1996, Requesting Amended Pesticide Product
Labeling as Detailed in Attachment to Application;
Resubmission Dated August 6, 1996

The proposed amendments listed with the subject application have been reviewed. The proposed labeling (23 page) as resubmitted with your letter dated August 6, 1996 and received August 8, 1996, and the 6 supplemental labels received June 27, 1996 (however, referred to as 7 supplemental labels in your August 6, 1996 letter) are acceptable under the Federal Insecticide, Fungicide and Rodenticide Act (FIFRA) as amended, provided that you:

1. Delete all "Editor's Notes" that appear on various pages of the proposed labeling.
2. Clarify the statement: Belgian Endive - white leaves grown in the dark growth from field grown rootstalks.
3. Submit one (1) printed copy of the final printed labels before you release the product for shipment under the subject labeling.

If these conditions are not complied with, the registration will be subject to cancellation in accordance with FIFRA, Section 6(e). Your release for shipment of the product constitutes acceptance of these conditions.

A stamped copy of the labeling is enclosed for your records.

Sincerely yours,

BEST AVAILABLE COPY

Joanne I. Miller
Product Manager (23)
Fungicide-herbicide Branch
Registration Division (7505C)

Enclosure

CONCURRENCES

SYMBOL							
SURNAME							
DATE	L. Wilson:	Diskette	ABC30708-23-96				

2/56

ACCEPTED
with COMMENTS
In EPA Letter Dated

AUG 23 1996

Under the Federal Insecticide,
Fungicide, and Rodenticide Act
as amended, for the pesticide
registered under EPA Reg. No.

62719-131

(Base label):

(logo) DowEianco

Treflan* TR-10*

A selective herbicide for the preemergence control of annual grasses and broadleaf weeds.

Active Ingredient:

trifluralin: a,a,a-trifluoro-2,6-dinitro-N,N-dipropyl- p-toluidine	10%
Inert Ingredients	90%
Total	100%

Contains 5 pounds active ingredient per 50 lb bag.

Manufactured using the processes of U.S. Patents 4,120,905 and 4,226,789

Precautionary Statements

Hazards to Humans and Domestic Animals

Keep Out of Reach of Children

CAUTION PRECAUCION

Si usted no entiende la etiqueta, busque a alguien para que se la explique a usted en detalle. (If you do not understand the label, find someone to explain it to you in detail.)

Causes Eye Irritation • Harmful If Swallowed, Inhaled Or Absorbed Through The Skin

Avoid breathing dust and contact with skin, eyes or clothing.

Personal Protective Equipment (PPE)

Applicators and other handlers must wear:

- Long-sleeved shirt and long pants
- Waterproof gloves
- Shoes plus socks
- Protective eyewear

Follow manufacturer's instructions for cleaning/maintaining PPE. If no such instructions for washables, use detergent and hot water. Keep and wash PPE separately from other laundry.

Engineering Controls Statements

When handlers use closed systems, enclosed cabs, or aircraft in a manner that meets the requirements listed in the Worker Protection Standard (WPS) for agricultural pesticides [40 CFR 170.240 (d) (4-6)], the handler PPE requirements may be reduced or modified as specified in the WPS.

3/50

User Safety Recommendations

Users should:

- Wash hands before eating, drinking, chewing gum, using tobacco or using the toilet.
- Remove clothing immediately if pesticide gets inside. Then wash thoroughly and put on clean clothing.
- Remove PPE immediately after handling this product. Wash the outside of gloves before removing. As soon as possible, wash thoroughly and change into clean clothing.

First Aid

If in eyes: Flush with plenty of water. Get medical attention if irritation develops.

If swallowed: Do not induce vomiting. Call a physician or Poison Control Center. If available, administer activated charcoal (6-8 heaping teaspoonfuls) with a large quantity of water. Do not give anything by mouth to an unconscious person. Immediately transport to a medical care facility and see a physician.

If inhaled: Remove individual to fresh air. Get medical attention if breathing difficulty occurs. If not breathing, give artificial respiration, preferably cardiopulmonary resuscitation assistance, and get medical attention immediately.

If on skin: Wash with plenty of soap and water. Get medical attention if irritation develops.

Environmental Hazards

This pesticide is toxic to fish. ~~For terrestrial uses, do not~~ Do not apply directly to water, or to areas where surface water is present or to intertidal areas below the mean high water mark. Drift or runoff from treatment areas may be hazardous to aquatic organisms in neighboring aquatic sites. Do not contaminate water when disposing of equipment washwaters or rinsate.

Agricultural Use Requirements

Use this product only in accordance with its labeling and with the Worker Protection Standard, 40 CFR part 170. Refer to label booklet under "Agricultural Use Requirements" in the Directions for Use section for information about this standard.

Refer to label booklet for additional precautionary information including Personal Protective Equipment (PPE), User Safety Recommendations and Directions for Use including Storage and Disposal.

Notice: Read the entire label. Use only according to label directions. Before buying or using this product, read "Warranty Disclaimer" and "Limitation of Remedies" inside label booklet.

In case of emergency endangering health or the environment involving this product, call collect 517-636-4400.

Agricultural Chemical: Do not ship or store with food, feeds, drugs or clothing.

EPA Reg. No. 62719-131

EPA Est. 5905-IA-01; 10163-AZ-1

*Trademark of DowElanco
DowElanco • Indianapolis, IN 46268 U.S.A.

Granular Herbicide**Net Contents XXX****BEST AVAILABLE COPY**

4/50

(Datapack cover):

(logo) DowElanco

Treflan* TR-10*

A selective herbicide for the preemergence control of annual grasses and broadleaf weeds.

Active Ingredient:

trifluralin: a,a,a-trifluoro-2,6-dinitro-N,N-dipropyl-	
p-toluidine	10%
Inert Ingredients	90%
Total	100%

Contains 5 pounds active ingredient per 50 lb bag.

Manufactured using the processes of U.S. Patents 4,120,905 and 4,226,789

Keep Out of Reach of Children

CAUTION PRECAUCION

Si usted no entiende la etiqueta, busque a alguien para que se la explique a usted en detalle. (If you do not understand the label, find someone to explain it to you in detail.)

Agricultural Use Requirements
 Use this product only in accordance with its labeling and with the Worker Protection Standard, 40 CFR part 170. Refer to label booklet under "Agricultural Use Requirements" in the Directions for Use section for information about this standard.

Refer to label booklet for additional precautionary information including Personal Protective Equipment (PPE), User Safety Recommendations and Directions for Use including Storage and Disposal.

Notice: Read the entire label. Use only according to label directions. Before buying or using this product, read "Warranty Disclaimer" and "Limitation of Remedies" inside label booklet.

In case of emergency endangering health or the environment involving this product, call collect 517-636-4400.

Agricultural Chemical: Do not ship or store with food, feeds, drugs or clothing.

EPA Reg. No. 62719-131

EPA Est. 5905-IA-01; 10163-AZ-1

*Trademark of DowElanco
 DowElanco • Indianapolis, IN 46268 U.S.A.

Granular Herbicide

Net Contents XXX

BEST AVAILABLE COPY

5/92

(Page 1 through end):

Table of Contents	Page
Precautionary Statements	
Hazards to Humans and Domestic Animals	
Personal Protective Equipment	
Use Safety Recommendations	
First Aid	
Environmental Hazards	
Directions for Use	
Agricultural Use Requirements	
Storage and Disposal	
General Information	
General Use Precautions	
Rotation Crop Restrictions	
Application Directions	
Application Timing	
Spring Application	
Fall Application	
Incorporation Directions	
Recommended Incorporation Equipment	
Weeds Controlled by Treflan TR-10	
<u>Approved Crops Index - Labeled Crops</u>	
Alfalfa (Established)	
Almond (See Tree and Vine Crops section)	
Apricot (See Tree and Vine Crops section)	
Asparagus (Established)	
Barley (See Small Grains section)	
Beans	
Beans - Guar and Mungbean	
Beans - Lima Bean and Snap Bean	
Broccoli (See Cole Crops section)	
Brussels Sprouts (See Cole Crops section)	
Cabbage (See Cole Crops section)	
Canola (see Rapeseed)	
Carrot	
Castor Beans	
Cauliflower (See Cole Crops section)	
Celery	
Chicory	
Cole Crops (Broccoli, Brussels Sprouts, Cabbage and Cauliflower)	
Collard (See Greens section)	
Corn (Field Corn Only)	
Cotton	
Crambe (See Rapeseed)	
Cucurbits	
Durum (See Small Grains section)	
Endive (See Chicory)	
Flax (Fall Application Only)	
Forage Legumes	
Grain Sorghum (Milo)	
Grape (See Tree and Vine Crops section)	
Grapefruit (See Tree and Vine Crops section)	
Greens (Turnip greens, Collard, Kale and Mustard Greens)	

BEST AVAILABLE COPY


Hops
 Kale (See Greens section)
 Kenaf
 Lemon (See Tree and Vine Crops section)
 Milo (See Grain Sorghum)
 Mustard (Grown for Seed or Processing for Food)
 Mustard Greens (See Greens section)
 Nectarine (See Tree and Vine Crops section)
 Okra
 Onion (Dry Bulb Only)
 Orange (See Tree and Vine Crops section)
 Peach (See Tree and Vine Crops section)
 Peas (Dry and English Peas)
 Peas (Southern Peas)
 Peanuts
 Pecan (See Tree and Vine Crops section)
 Pepper (Transplant Only)
 Plum (See Tree and Vine Crops section)
 Potatoes
 Prune (See Tree and Vine Crops section)
 Rapeseed (Canola) and Crambe
 Safflower
 Small Grains (Barley, Durum and Wheat)
 Barley, Spring Seeded - Fall Application for General
 Weed Control During the Following Season (For Use
 in Minnesota, North Dakota and South Dakota)
 Barley, Spring Seeded - Spring Application for
 Foxtail (Pigeongrass) Control (For Use in Minnesota,
 North Dakota and South Dakota)
 Barley, Spring Seeded - Spring Application for Foxtail
 (Pigeongrass) Control in Barley Used as a Cover Crop
 or in the Acreage Conservation Reserve Program (For Use
 in Minnesota, North Dakota and South Dakota)
 Spring Seeded Durum - Spring Application Preplant
 Incorporated for Suppression of Foxtail (Pigeongrass)
 (For Use in North Dakota West of the Red River Valley
 and in South Dakota)
 Spring Seeded Wheat or Durum - Fall Application for Foxtail
 (Pigeongrass) Control During the Following Growing Season
 Spring Seeded Durum or Spring Wheat - Fall Applied Preplant
 Incorporated for Suppression of Foxtail (Pigeongrass)
 (For Use in North Dakota West of the Red River Valley
 and in South Dakota)
 Winter Wheat - Preplant Incorporated for Control of Cheatgrass
 and Other Annual Grasses (For Use in Idaho, Oregon
 and Washington)
 Winter Wheat - Fallow Soil Application for Annual Grass
 Control Prior to Planting (For Use in Idaho, Oregon
 and Washington)
 Summer Fallow Weed Control Followed by Spring Seeded
 Wheat, Durum or Barley
 Sorghum (See Grain Sorghum)
 Soybeans
 Sugar Beets
 Sugarcane
 Sunflower

BEST AVAILABLE COPY

7/56

Tangelo (See Tree and Vine Crops section)	-
Tangerine (See Tree and Vine Crops section)	-
Tomato	-
Tree and Vine Crops - Citrus, Fruit and Nut Trees and Vineyards:	-
New Plantings of Citrus, Fruit and Nut trees	-
New Plantings of Vineyards	-
Established Plantings of Citrus, Fruit and Nut trees and Vineyards	-
Turnip Greens (See Greens section)	-
Wheat (See Small Grains section)	-
Walnut (See Tree and Vine Crops section)	-
Warranty Disclaimer	-
Inherent Risks of Use	-
Limitation of Remedies	-

BEST AVAILABLE COPY



8/56

Precautionary Statements

Hazards to Humans and Domestic Animals

CAUTION PRECAUCION

Si usted no entiende la etiqueta, busque a alguien para que se la explique a usted en detalle. (If you do not understand the label, find someone to explain it to you in detail.)

Causes Eye Irritation • Harmful If Swallowed, Inhaled Or Absorbed Through The Skin

Avoid breathing dust and contact with skin, eyes or clothing.

Personal Protective Equipment (PPE)

Applicators and other handlers must wear:

- Long-sleeved shirt and long pants
- Waterproof gloves
- Shoes plus socks
- Protective eyewear

Follow manufacturer's instructions for cleaning/maintaining PPE. If no such instructions for washables, use detergent and hot water. Keep and wash PPE separately from other laundry.

Engineering Controls Statements

When handlers use closed systems, enclosed cabs, or aircraft in a manner that meets the requirements listed in the Worker Protection Standard (WPS) for agricultural pesticides [40 CFR 170.240 (d) (4-6)], the handler PPE requirements may be reduced or modified as specified in the WPS.

User Safety Recommendations

Users should:

- Wash hands before eating, drinking, chewing gum, using tobacco or using the toilet.
- Remove clothing immediately if pesticide gets inside. Then wash thoroughly and put on clean clothing.
- Remove PPE immediately after handling this product. Wash the outside of gloves before removing. As soon as possible, wash thoroughly and change into clean clothing.

First Aid

If in eyes: Flush with plenty of water. Get medical attention if irritation develops.

If swallowed: Do not induce vomiting. Call a physician or Poison Control Center. If available, administer activated charcoal (6-8 heaping teaspoonfuls) with a large quantity of water. Do not give anything by mouth to an unconscious person. Immediately transport to a medical care facility and see a physician.

If inhaled: Remove individual to fresh air. Get medical attention if breathing difficulty occurs. If not breathing, give artificial respiration, preferably cardiopulmonary resuscitation assistance, and get medical attention immediately.

If on skin: Wash with plenty of soap and water. Get medical attention if irritation develops.

Environmental Hazards

This pesticide is toxic to fish. ~~For terrestrial uses, do not apply directly to water, or to areas where surface water is present or to intertidal areas below the mean high water mark. Drift or runoff from treatment areas may be hazardous to aquatic organisms in neighboring aquatic sites. Do not contaminate water when disposing of equipment washwaters or rinsate.~~

BEST AVAILABLE COPY

9/20

Directions for Use

It is a violation of Federal law to use this product in a manner inconsistent with its labeling. Read all Directions for Use carefully before applying.

Do not apply this product in a way that will contact workers or other persons, either directly or through drift. Only protected handlers may be in the area during application. For any requirements specific to your state or tribe, consult the agency responsible for pesticide regulation.

Agricultural Use Requirements

Use this product only in accordance with its labeling and with the Worker Protection Standard, 40 CFR part 170. This Standard contains requirements for the protection of agricultural workers on farms, forests, nurseries, and greenhouses, and handlers of agricultural pesticides. It contains requirements for training, decontamination, notification, and emergency assistance. It also contains specific instructions and exceptions pertaining to the statements on this label about personal protective equipment (PPE), and restricted entry interval. The requirements in this box only apply to uses of this product that are covered by the Worker Protection Standard.

Do not enter or allow worker entry into treated areas during the restricted entry interval (REI) of 12 hours. **Exception:** If the product is soil-injected or soil incorporated, the Worker Protection Standard, under certain circumstances, allows workers to enter the treated area if there will be no contact with anything that has been treated.

PPE required for early entry to treated areas that is permitted under the Worker Protection Standard and that involves contact with anything that has been treated, such as plants, soil, or water, is:

- Coveralls
- Waterproof gloves
- Shoes plus socks
- Protective eyewear

Storage and Disposal

Do not contaminate water, food or feed by storage or disposal.

Storage: Store in original container only. Treflan TR-10 may be stored in unheated warehouses. In case of spill, contain material and dispose as waste.


Pesticide Disposal: Wastes resulting from the use of this product may be disposed of on site or at an approved waste disposal facility.

Container Disposal: Completely empty bag by shaking and tapping sides and bottom to loosen clinging particles. Empty residue into application equipment. Then dispose of bags in a sanitary landfill or by incineration, in accordance with applicable regulations, or, if allowed by state and local authorities, by burning. If burned, stay out of smoke.

General Information

Treflan* TR-10* herbicide is a selective preemergence herbicide for control of many annual grasses and broadleaf weeds. Treflan TR-10 ~~must~~ should be mechanically incorporated into the soil within 24 hours after application to effectively control weeds. Treflan TR-10 controls susceptible weeds as they germinate. Treflan TR-10 does not control established weeds.

BEST AVAILABLE COPY



10/96

General Use Precautions

Applied according to directions and under normal growing conditions, Treflan TR-10 will not harm the treated crop. Over-application may result in crop injury or rotational crop damage from soil residue. Uneven application or improper incorporation of Treflan TR-10 can result in erratic weed control or crop injury. Seedling disease, cold weather, deep planting, excessive moisture, high salt concentration or drought may weaken crop seedlings and increase the possibility of damage from Treflan TR-10. Under these conditions, delayed crop development or reduced yields may result.

Do not apply Treflan TR-10 to soils that are wet or are subject to prolonged periods of flooding as poor weed control may result.

Do not use Treflan TR-10 on any crop grown in Pecos county or Reeves county, Texas.

In Montana, uses of Treflan TR-10 are limited to those described in supplemental labeling. Refer to supplemental labeling for crops and specific use directions.

Rotation Crop Restrictions

Sugar Beets, Red Beets and Spinach

In Arizona, Colorado, California, Idaho, Nevada, New Mexico, Oregon, Utah, Washington and Wyoming: Sugar beets, red beets or spinach should not be planted for 12 months after a spring application or 14 months after a fall application of Treflan TR-10. ~~Plowing to a depth of 12 inches prior to planting these crops will reduce the possibility of crop injury.~~ If land has not been irrigated, these crops should not be planted for 18 months after a spring application or 20 months after a fall application of Treflan TR-10. Moldboard plowing to a depth of 12 inches prior to planting these crops will reduce the possibility of crop injury.

In all other areas: Sugar beets, red beets, and spinach should not be planted for 12 months after a spring application or 14 months after a fall application. Before planting sugar beets, moldboard plow to a depth of 12 inches to reduce the possibility of crop injury.

Proso Millet, Corn, Sorghum (Milo), Oats and Annual or Perennial Grass Crops or Grass Mixtures

In Arizona, Colorado, California, Idaho, Nevada, New Mexico, Oregon, Utah, Washington and Wyoming: Unless crop injury is acceptable, proso millet, corn, sorghum (milo), oats and annual or perennial grass crops or grass mixtures should not be planted for 12 months after a spring application or 14 months after a fall application of Treflan TR-10 to avoid the possibility of crop injury. If land has not been irrigated, these crops should not be planted for 18 months after a spring application or 20 months after a fall application. Moldboard plowing to a depth of 12 inches before planting these crops will reduce the possibility of crop injury.

In Minnesota, North Dakota and South Dakota: Unless crop injury is acceptable, proso millet, sorghum (milo), oats and annual or perennial grass crops or grass mixtures should not be planted for 18 months after a spring application or 21 months after a fall application of Treflan TR-10.

In those portions of Kansas, Nebraska, Oklahoma and Texas that receive less than 20 inches of rainfall and irrigation to produce a crop: Unless crop injury is acceptable, do not plant proso millet, sorghum (milo), oats and annual or perennial grass crops or grass mixtures for 18 months after an application of Treflan TR-10. In sorghum, cool wet weather conditions during early growth stages may increase the possibility of crop injury. ~~In areas receiving more than 20 inches of rainfall and irrigation, these crops should not be planted for 12 months after a spring application or 14 months after a fall application of Treflan TR-10.~~

BEST AVAILABLE COPY

11/18

All other areas receiving more than 20 inches of rainfall and irrigation: these crops should not be planted. Unless crop injury is acceptable, do not plant proso millet, sorghum (milo), oats and annual or perennial grass crops or grass mixtures for 12 months after a spring application or 14 months after a fall application of Treflan TR-10.

Other Crops

Vegetable crops other than those listed on this label for use with to which Treflan TR-10 may be applied as a preplant soil incorporated treatment, application of Treflan TR-10 should not be planted within 5 months after an application of Treflan TR-10.

Application Directions

Soil Preparation

Treflan TR-10 may be applied to standing stubble or soil that has been pre-tilled. Existing weeds and crop residues should be reduced to a manageable level using tillage so that Treflan TR-10 can be uniformly incorporated into the top 2 to 3 inches of the final seedbed. Soil surface conditions should allow Treflan TR-10 to be thoroughly and uniformly mixed into the top 2 to 3 inches of soil. If this is not possible the soil should be tilled prior to application.

General Soil Conditions

The soil surface should be smooth enough to allow for uniform application and efficient incorporation of Treflan TR-10. Apply when soil moisture is sufficient to allow breakup of large clods and uniform mixing during the incorporation process. Soil compaction and/or nonuniform incorporation may occur when soil is excessively moist.

Application

Treflan TR-10 may be applied with ground or aerial broadcast application equipment. Apply only with equipment capable of accurate calibration and uniform application of herbicide granules. Apply at the recommended rate for soil texture class to be treated. Follow calibration directions provided by the equipment manufacturer. Avoid releasing granules in narrow bands on the soil surface as this may cause crop injury.

Freezing will not adversely affect this product. If product is frozen at the time of application, agitate or thaw to restore free-flowing properties to Treflan TR-10 granules.

Soil Texture Guide For Application Rates

Treflan TR-10 rate recommendations for incorporated treatments are based on "Soil Texture Class" (coarse, medium or fine) and soil organic matter content. A fine textured soil (e.g., clay loam) will require a higher application rate than a coarse textured soil (e.g., loamy sand). In the table below, find the "Soil Texture Class" (coarse, medium or fine) corresponding to the soil texture to be treated. Choose the proper rate for each application based on the "Soil Texture Class" and specific crop recommendations. Do not exceed recommended rates.

Soil Texture Class	Soil Texture to be Treated
Coarse (Light) Soils	Sand, loamy sand, sandy loam
Medium Soils	Loam, silty clay loam [†] , silt loam, silt, sandy clay loam [†]
Fine (Heavy) Soils	Clay, clay loam, silty clay loam [†] , silty clay, sandy clay, sandy clay loam [†]

[†]Silty clay loam and sandy clay loam soils are transitional soils and may be classified as either medium or fine textured soils. If silty clay loam or sandy clay loam soils are predominantly sand or silt, they are

BEST AVAILABLE COPY

12/50

usually classified as medium textured soils. If they are predominantly clay, they are usually classified as fine textured soils.

Application Rate Ranges

Where a rate range is shown, use the lower rate for coarser textured soils or soils with low organic matter content. Use the higher rate in the rate range for finer textured soils and on soils containing more than 5% organic matter. Where soil texture is variable within the same field, use the lower recommended Treflan TR-10 rate.

Application Timing

Spring Application

Apply Treflan TR-10 any time after January 1 when soil can be worked and is in condition suitable for good incorporation. See "Approved Labeled Crops" section for recommendations on specific crops.

Fall Application

Application Timing: In California, Minnesota, North Dakota and South Dakota, apply Treflan TR-10 any time between September 1 and December 31. In all other states, fall apply Treflan TR-10 any time between October 15 and December 31.

Application Rates for Fall Application: Refer to the "Approved Labeled Crops" section of this label for specific rate recommendations. Increased rates for fall application are recommended for certain crops grown in certain geographic areas. For crops for which there are no specific fall application instructions, and for which Treflan TR-10 is recommended as a preplant incorporated treatment, use the rates listed for spring applications. In areas receiving greater than 20" inches total average annual rainfall and irrigation, use the higher rate in the recommended rate range. Do not fall apply Treflan TR-10 prior to planting sugar beets, potatoes and direct seeded tomatoes the following spring.

Ground may be left flat or bedded-up over winter. On bedded ground, knock beds down to desired height before planting, moving some treated soil from beds into furrows. Where soil is left flat over winter, be careful not to turn up untreated soil during spring bedding operations. Destroy established weeds during seedbed preparation.

Prior to planting, destroy any weeds which have become established in furrows due to uncovering of untreated soil. Do not apply Treflan TR-10 in the fall to soils that are wet or subject to prolonged periods of flooding, or where rice was grown the previous year.

Incorporation Directions

Treflan TR-10 requires two incorporation passes unless otherwise specified in use directions for a specific crop. The first should occur within 24 hours after application. For best weed control results, the second incorporation should be delayed 3 to a minimum of 5 days after the first and be completed prior to planting. ~~A minimum delay of 7 days after the first incorporation is recommended for certain Treflan TR-10 uses in small grains. See specific use directions.~~ The second incorporation pass should occur in a different direction than the first. Use incorporation equipment capable of thoroughly and uniformly mixing Treflan TR-10 into the top 2 to 3 inches of the final seedbed. Erratic weed control may result if untreated soil is moved to the surface during the second incorporation pass. To avoid this problem, set equipment so that the second incorporation pass is not deeper than the first.

Incorporation in Established Crops

Treflan TR-10 may be applied and incorporated in certain established crops. Refer to the "Approved Labeled Crops" section of this label for specific incorporation directions.

Incorporation in Bedded Culture

BEST AVAILABLE COPY

13/56

For optimum weed control, Treflan TR-10 should be incorporated into the top 2 to 3 inches of the final seedbed.

Application prior to bedding

Apply and make first incorporation with recommended equipment. The bedding operation serves as the second incorporation. Do not expose untreated soil during post-bedding operations†

Application after Bedding

Knock off beds to planting height before applying. Apply Treflan TR-10 and incorporate with recommended equipment that will conform to the bed shape. Do not leave untreated soil exposed†.

†Avoid removal of treated soil from the seedbed before or during the planting operation. Exposure of untreated soil, will allow weeds to germinate in the drill row.

Cultivation After Planting

Treated crops Areas treated with Treflan TR-10 may be shallowly cultivated without loss of weed control activity. Avoid deep cultivation that could bring untreated soil to the soil surface and result in loss of weed control.

Recommended Incorporation Equipment

Any recommended incorporation implement may be used alone or in combination with any other recommended implement. Two incorporation passes are necessary unless otherwise specified in use directions for a specific crop. The second incorporation should not be deeper than the first.

Tandem Disc: Set to cut 4 to 6 inches deep and operate at 4 to 6 mph.

Field Cultivator: Set equipment to cut 3 to 4 inches deep and operate at a minimum of 5 mph. A field cultivator is defined as an implement with 3 to 4 rows of sweeps, spaced at intervals of 7 inches or less and staggered with sweeps on successive rows staggered so that no soil is left unturned. Chisel points should not be used. Best results are obtained when the field cultivator is equipped with harrow, reel or basket attachments. The second incorporation may be accomplished with an air seeder (field cultivator setup).

Chisel Plow: (For use in northern Great Plains). The chisel plow may be used for the first incorporation pass only. Any other recommended incorporation implement may be used for the second pass for row crops. The chisel plow may be used for any tillage or incorporation pass in the Summer Fallow program. Operate chisel plow 4 to 5 inches deep at 4 to 6 mph. A chisel plow is defined as having 3 rows of 14 to 18-inch sweeps spaced no more than 12 inches apart. Sweeps should be staggered so that no soil is left unturned. Chisel points should not be used.

Combination Seedbed Conditioners Implements: These implements are defined as three two or more tillage devices combined to operate as a single tillage unit. For example, 2 to 3 rows of field cultivator C- or S-shaped shanks with an effective sweep spacing of 6 to 8 inches successive rows of sweeps (staggered so that no soil is left unturned), followed by a spike-tooth or flexline harrow, followed by a ground driven reel, or basket or incorporation wheels. Combination implements should be set to cut 3 to 4 inches deep and operated at a minimum of 6 mph. Treflan TR-10 can be incorporated with one pass when using a combination seedbed conditioner. Two incorporations are required under conditions which prevent optimum soil mixing such as excessive trash, roughness, high clay content or soil moisture. Combination tools can also be composed of 2 rows of wide crown sweeps that overlap so that the roots of all weeds and plants are severed. This should be followed by 2 gangs of rotating spiked wheels that thoroughly mix Treflan TR-10 into the top 2-3 inches of the final seedbed.

Rolling Cultivator: Set to cut 2 to 4 inches deep and operate at 6 to 8 mph. Rolling cultivators are adequate for use on coarse and medium textured soils only.

BEST AVAILABLE COPY

14/12


Mulch Treader (other similar disc-type implements): Set to cut 3-4 inches deep and operate at 5 to 8 mph.

P.T.O. Driven Equipment (tillers, cultivators, hoes): Adjust to incorporate Treflan TR-10 into the top 2 to 3 inches of the seedbed with rotors spaced to provide a clean sweep of the soil. Only one incorporation is necessary. P.T.O. driven equipment should not be operated at a speed greater than 4 mph.

Other Equipment: Other implements including a flexible tine-tooth harrow (Flextine or Melroe), Gates harrow, sweep-type cultivator, V-blade undercutter, or rolling cultivator are recommended, but only for certain uses defined in the "Approved Labeled Crops" section of this label.

Conservation Tillage Practices: In reduced or minimum tillage situations, fall or spring application and incorporation of Treflan TR-10 may be combined with tillage operations. The first incorporation may utilize equipment such as a tandem disc, combination implement or bedding equipment that provides good soil mixing but leaves a maximum amount of crop residue on the soil surface. The second incorporation may be accomplished with tillage equipment that provides uniform soil mixing used in conjunction with no-till planters (See specific recommendations for reduced or conservation tillage situations for cotton and soybeans in the "Labeled Crops" section).

BEST AVAILABLE COPY



15/82

Weeds Controlled by Treflan TR-10

The following weeds are controlled by preplant incorporated treatments of Treflan TR-10.

Grasses

Common Name	Scientific Name
annual bluegrass	<i>Poa annua</i>
barnyardgrass (watergrass)	<i>Echinochloa crus-galli</i>
bromegrass (cheatgrass) (downy brome)	<i>Bromus tectorum</i>
crabgrass (large crabgrass) (smooth crabgrass)	<i>Digitaria</i> spp.
foxtail (bottlegrass) (bristleglass) (giant foxtail) (green foxtail) (foxtail millet) (pigeongrass) (robust foxtail) (yellow foxtail)	<i>Setaria</i> spp.
johnsongrass (from seed)	<i>Sorghum halepense</i>
junglerice	<i>Echinochloa colonum</i>
oat, wild	<i>Avena fatua</i>
ryegrass, annual	<i>Lolium multiflorum</i>
sandbur (burgrass)	<i>Cenchrus incertus</i>
signalgrass, broadleaf (brachiaria)	<i>Brachiaria platyphylla</i>
sprangletop	<i>Leptochloa filiformis</i>
stinkgrass (lovegrass)	<i>Eragrostis ciliaris</i>
shattercane (wild cane)	<i>Sorghum bicolor</i>
wooly cupgrass	<i>Eriochloa villosa</i>

BEST AVAILABLE COPY

~~Treflan TR-10 applied as a preplant incorporated (PPI) treatment will provide partial control of wild oats. This claim is for all PPI uses except for fall application for spring-seeded cereals at foxtail (pigeongrass) control rates.~~

Broadleaf Weeds

Common Name	Scientific Name
carpetweed	<i>Mollugo verticillata</i>
chickweed, common	<i>Stellaria media</i>
goosefoot	<i>Chenopodium hybridum</i>
henbit	<i>Lamium amplexicaule</i>
knotweed	<i>Polygonum aviculare</i>
lambquarters, common	<i>Chenopodium album</i>
pigweed	<i>Amaranthus</i> spp.

16/54

(carelessweed)	
(Palmer amaranth)†	
(prostrate pigweed)	
(redroot pigweed)	
(rough pigweed)	
(spiny pigweed)	
puncturevine	<i>Tribulus terrestris</i>
(western U.S. only)	
(caltrop)	
(goathead)	
purslane, common	<i>Portulaca oleracea</i>
pusley, Florida	<i>Richardia scabra</i>
(Florida purslane)	
(Mexican clover)	
(pusley)	
stinging nettle	<i>Urtica dioica</i>
(nettle)	

BEST AVAILABLE COPY

†Suppression only in areas of the Southwest U.S. where tolerance to Treflan has been observed.

Approved Labeled Crops

ALFALFA - ESTABLISHED

Apply Treflan TR-10 to established alfalfa prior to weed emergence with ground or aerial equipment. A single rainfall or overhead sprinkler irrigation of 0.5 inches or more, flood irrigation or furrow irrigation after application is required to activate Treflan TR-10. If activated using furrow irrigation, the surface of beds between furrows should be thoroughly wetted. If activation does not occur within 3 days after application, Treflan TR-10 should be activated using incorporation equipment that will insure thorough soil mixing with minimum damage to the established alfalfa.

Weeds Controlled

Barnyardgrass, bromegrass (cheatgrass, downy brome) canarygrass, cheat (chess), crabgrass, woolly cupgrass, foxtail, junglerice, sandbur, and wild barley.

Application Rate per Acre

Apply Treflan TR-10 at a rate of 20 lb/acre A for all soil textures.

Application Timing

Treflan TR-10 may be applied during dormancy or throughout the growing season immediately after a cutting. Because Treflan TR-10 does not control established weeds, application must be made prior to the expected time of weed germination.

Fall Application

Apply immediately after a cutting between August 1 and October 1. When fall applied, Treflan TR-10 controls bromegrass and cheat in addition to other weeds listed above on this label that germinate after application. Bromegrass and cheat begin to germinate in the fall with the onset of cooler weather.

Precaution: In the season following a 20 lb/acre A treatment of Treflan TR-10 treatment, where established alfalfa is to be rotated to another crop, plant only those crops for which Treflan TR-10 can be applied as a preplant incorporated treatment or crop injury may result.

17/56

ASPARAGUS - ESTABLISHED

Apply Treflan TR-10 to established asparagus as a single or split application. Treflan TR-10 will suppress volunteer seedling asparagus and field bindweed when recommendations for rates, application and timing are followed. Follow recommended soil preparation, application and incorporation procedures for Treflan TR-10 under "General Information" section of this label.

Application Timing

Apply in winter or early spring after mature ferns have been removed, but before new spears begin to emerge.

Apply post-harvest applications immediately after harvest in late spring or early summer just before ferns are allowed to develop.

Broadcast Application Rates/Acre:

Soil Texture	Treflan TR-10	
	Split Application Before and After Harvest (pounds)	Single Application Before or After Harvest (pounds)
Coarse	5.0 + 5.0	10
Medium	7.5 + 7.5	15
Fine	10 + 10	20

- Do not apply more than 10 pounds-per-acre-lb/A on coarse soils, 15 lb/acre-A on medium soils or 20 lb/acre-A on fine soils during the calendar year.

BEANS - DRY AND FRESH BEANS/PEAS (EXCEPT FOR BEANS/PEAS LISTED ELSEWHERE ON THIS LABEL)

Apply and incorporate Treflan TR-10 in the spring before planting or in the fall prior to spring planting. See instructions for fall application of Treflan TR-10 under the heading "Application Timing" in the "General Information" section of this label.

Broadcast Application Rates/Acre:

Soil Texture	Treflan TR-10 (pounds)
Coarse	5
Medium	6.25 - 5.0 - 7.5
Fine	7.5 - 10

- Coarse and medium soils with 2-5% organic matter - 7.5 lb/A
- Fine soils with 2-5% organic matter - 10 lb/A
- All soils with 5-10% organic matter - 10 lb/A
- Use lower rate in rate range in areas receiving less than 20 inches total annual rainfall and irrigation.

BEST AVAILABLE COPY

18/56

BEANS - GUAR AND MUNGBEAN

Apply and incorporate Treflan TR-10 before planting.

Broadcast Application Rates/Acre:

Soil Texture	Treflan TR-10 (pounds)
Coarse	5
Medium	7.5
Fine	7.5

- All soils with 2-5% organic matter - 7.5 lb/A

BEANS - LIMA BEAN AND SNAP BEAN

Apply and incorporate Treflan TR-10 before planting.

Broadcast Application Rates/Acre:

Soil Texture	Treflan TR-10 (pounds)
Coarse	5
Medium	5
Fine	7.5

- All soils with 2-5% organic matter - 7.5 lb/A

CARROT

Apply and soil incorporate Treflan TR-10 before planting.

Broadcast Application Rates/Acre:

Soil Texture	Treflan TR-10 (pounds)
Coarse	5
Medium	6.25 - 7.5
Fine	7.5 - 10

- Coarse and medium soils with 2-5% organic matter - 7.5 lb/A
- Fine soils with 2-5% organic matter - 10 lb/A
- All soils with 5-10% organic matter - 10 lb/A
- Use lower rate in rate range in areas receiving less than 20 inches total annual rainfall and irrigation.

CASTOR BEAN

Apply and soil incorporate Treflan TR-10 before planting.

19/92

Broadcast Application Rates/Acre:

Soil Texture	Treflan TR-10 (pounds)
Coarse	5
Medium	6.25 - 7.5
Fine	7.5 - 10

- Coarse and medium soils with 2-5% organic matter - 7.5 lb/A
- Fine soils with 2-5% organic matter - 10 lb/A
- All soils with 5-10% organic matter - 10 lb/A
- Use lower rate in rate range in areas receiving less than 20 inches total annual rainfall and irrigation.

CELERY

Apply as a soil incorporated treatment. Treflan TR-10 may be applied to direct seeded or transplant celery before planting, at planting or immediately after planting.

Broadcast Application Rates/Acre:

Soil Texture	Treflan TR-10 (pounds)
Coarse	5
Medium	6.25 - 7.5
Fine	7.5 - 10

- Coarse and medium soils with 2-5% organic matter - 7.5 lb/A
- Fine soils with 2-5% organic matter - 10 lb/A
- All soils with 5-10% organic matter - 10 lb/A
- Use lower rate in rate range in areas receiving less than 20 inches total annual rainfall and irrigation.

~~CHICORY / ENDIVE~~

~~Apply and incorporate Treflan TR-10 before planting.~~

~~Broadcast Application Rates per Acre:~~

Soil Texture	Treflan TR-10 (pounds)
Coarse	5
Medium	7.5
Fine	10

- ~~• Coarse and medium soils with 2-5% organic matter - 7.5 lb~~
- ~~• Fine soils with 2-5% organic matter - 10 lb~~
- ~~• Soils with 5-10% organic matter - 10 to 12.5 lb~~

CHICORY (*Cichorium intybus* or *Cichorium endiva*)

[Editor's note: This use revised as per previously approved supplemental labeling (EPA-accepted 06/29/92)]

BEST AVAILABLE COPY

20/50

Treflan TR-10 may be applied as a preplant incorporated treatment to chicory grown either as a root crop or leafy vegetable as indicated below:

Cichorium intybus, considered to be a root crop, may yield the following be harvested as:

- Chicory - the dried and processed root used as a coffee substitute.
- Radicchio - green leaves harvested from field grown plantings.
- Belgian Endive - white leaves grown in the dark growth from field grown rootstalks.

Cichorium endiva, considered to be a leafy vegetable, may yield the following be harvested as:

- Escarole - curly green leaves from field grown plantings.
- Endive - very curly green leaves from field grown plantings.

Apply Treflan TR-10 as a soil incorporated treatment in spring or early summer prior to planting.

Broadcast Application Rates/Acre:

Soil Texture	Treflan TR-10 (pounds)
Coarse	5.0
Medium	7.5
Fine	10

- Coarse and medium soils with 2-5% organic matter - 7.5 lb/A
- Fine soils with 2-5% organic matter - 10 lb/A
- Soils with 5-10% organic matter - 10 lb/A

COLE CROPS - BROCCOLI, BRUSSELS SPROUTS, CABBAGE AND CAULIFLOWER

Direct Seeded Cole Crops

Apply and incorporate Treflan TR-10 before planting.

Broadcast Application Rates/Acre:

Soil Texture	Treflan TR-10 (pounds)
Coarse	5
Medium	5
Fine	7.5

- All soils with 2-5% organic matter - 7.5 lb/A

Precaution:

Direct seeded cole crops exhibit marginal tolerance to higher than recommended rates of Treflan TR-10. Stunting or reduced stands may occur.

Transplanted Cole Crops

Apply and incorporate Treflan TR-10 before transplanting.

BEST AVAILABLE COPY

21/53

Broadcast Application Rates/Acre:

Soil Texture	Treflan TR-10 (pounds)
Coarse	5
Medium	6.25 - 7.5
Fine	7.5 - 10

- Coarse and medium soils with 2-5% organic matter - 7.5 lb/A
- Fine soils with 2-5% organic matter - 10 lb/A
- All soils with 5-10% organic matter - 10 lb/A
- Use lower rate in rate range in areas receiving less than 20 inches total annual rainfall and irrigation.

CORN - (FIELD CORN ONLY)

Treflan TR-10 may be applied as a postemergence treatment following cultivation or the use of a preemergence herbicide. Uniformly apply to the soil surface when crop is well established (2 true leaf stage or taller). ~~or immediately after a cultivation, up to a height of 30 inches.~~ Treflan TR-10 does not control established weeds.

Incorporation Directions

~~In corn,~~ Treflan TR-10 should be incorporated within 24 hours after application. Incorporation may be accomplished with one pass of a sweep-type cultivator or properly adjusted rolling cultivator. The sweep-type cultivator should have 3 to 5 sweeps per row middle and be operated at a speed that will provide maximum soil movement. Set middle sweeps so as to avoid exposing untreated soil. Adjust incorporation equipment so as to avoid mechanical injury to the crop.

Broadcast Application Rates/Acre:

Soil Texture	Treflan TR-10 (pounds)
Coarse	3.75 - 5†
Medium	5 - 7.5
Fine	7.5 - 10

†Apply 5 to 7.5 lb/A ~~acre~~ on coarse soils in Alabama, Florida, Georgia, North Carolina, South Carolina and Virginia to control fall panicum and Texas panicum.

- Apply lower rate in rate range in areas receiving less than 20 inches total annual rainfall and irrigation.

Precautions:

- Do not apply Treflan TR-10 to sweet corn, popcorn or corn grown for seed.
- Do not apply Treflan TR-10 as a preplant or preemergence treatment or crop injury may occur.

Restriction: Do not apply Treflan TR-10 within 6 weeks prior to harvesting forage, fodder or silage or after corn is 30 inches tall.

COTTON

Treflan TR-10 may be applied and incorporated before or at planting, immediately after planting prior to emergence, or in the fall prior to planting in the spring. Apply and incorporate Treflan TR-10 before or at

BEST AVAILABLE COPY

22/5/96

planting, immediately after planting, at lay-by or in the fall. When incorporating Treflan TR-10 after planting (postplant) be careful not to disturb the seed.

Broadcast Application Rates/Acre:

Soil Texture	Treflan TR-10		
	Spring [†] Application	Fall Application	
		Eastern U.S. ^{††}	Western U.S. ^{†††}
	(pounds)	(pounds)	(pounds)
Coarse	5	10	7.5
Medium	6.25 - 7.5	10	10
Fine	7.5 - 10	12.5	12.5

†Spring Application:

- Coarse and medium soils with 2-5% organic matter - 7.5 lb/A
- Fine soils with 2-5% organic matter - 10 lb/A
- All soils with 5-10% organic matter - 10 lb/A
- Use lower rate in rate range in areas receiving less than 20 inches total annual rainfall and irrigation.

††Fall Application: Use rates for eastern cotton producing areas including: Alabama, Arkansas, northern Florida, Georgia, Louisiana, Mississippi, southeastern Missouri (Bootheel), North Carolina, New Mexico, Oklahoma, South Carolina, Tennessee and Texas.

†††Fall Application: Use rates for western cotton producing areas including: Arizona and California and Nevada.

For cotton grown in areas other than those listed above, fall apply Treflan TR-10 at broadcast rates recommended for areas receiving greater than 20 inches of annual rainfall and irrigation.

Lay-by Treatment

Apply and incorporate Treflan TR-10 any time up to lay-by, but not less than 90 days before harvest. Apply so as to achieve a uniform distribution of granules on the soil surface beneath cotton plants. Use the same rates as for preplant incorporated treatments. Soil incorporate using one pass of a sweep-type cultivator or properly adjusted rolling cultivator. Operate cultivation equipment at speeds sufficient to provide vigorous soil mixing and exercise care to avoid mechanical injury to the crop.

Preemergence Overlay Applications Following Treflan TR-10

Apply Treflan TR-10 as a preplant incorporated treatment. Additional weeds tolerant to Treflan TR-10 may be controlled using overlay applications of Cotoran, Karmex, Zorial or other products registered for use on cotton. Such applications may be made unless use following a Treflan TR-10 application is specifically prohibited by the product label. Consult the overlay product label for additional weeds controlled, directions for use, cautions and limitations before use.

Postemergence Applications Following Treflan TR-10

Apply Treflan TR-10 as a preplant incorporated treatment. Additional weeds tolerant to Treflan TR-10 may be controlled using postemergence applications of products registered for use on cotton. Such treatments may be made unless use following a Treflan TR-10 application is specifically prohibited by the product label. Consult the postemergence product label for additional weeds controlled, directions for use, cautions and limitations before use.

Overlay or Postemergence Applications Following Treflan TR-10:

For broader spectrum weed control, other products registered for use in cotton may be applied as overlay or postemergence treatments following application of Treflan TR-10. For products used following application of Treflan TR-10, follow the manufacturer's label for additional weeds controlled, directions for use, precautions and use restrictions.

23/52

Special Use Program - Weed Control in Conservation Tillage Cotton

[Editor's note: This section added from previously approved supplemental labeling (EPA accepted 09/11/91). Proposed changes to this section are denoted by underlining (additions) and ~~strike through~~ (deletions).]

This supplemental labeling Special Use Program describes application methods and techniques for weed control with Treflan TR-10 in minimum tillage cotton. Treflan TR-10 may be applied and incorporated in the fall, in the spring before planting, after planting prior to crop emergence or at lay-by. Treflan TR-10 may also be surface applied before planting, after planting prior to crop emergence, or at lay-by and activated by overhead sprinkler irrigation. Single or multiple applications may be made so long as maximum application rates are not exceeded and rotational crop restrictions are followed.

Broadcast Application Rates/Acre for Conservation Tillage:

Soil Texture	Treflan TR-10 (pounds)
Coarse	5.0 - 10.0
Medium	7.5 - 10.0
Fine	10.0 - 20.0

Strip Planting into Small Grain Cover Crops

Fall planted cover crops may be utilized to control wind erosion and protect developing crop seedlings from wind damage. Prior to planting cotton, the cover crop may be treated with a contact herbicide to prevent continued growth and development and prevent competition with crop seedlings for water and soil nutrients. The standing cover crop (now dead) continues to control wind erosion and provide protection to the developing crop until it is well established.

In strip planting, cotton is seeded into competition-free bands established in the cover crop. Competition-free bands may be established by leaving unseeded drill rows when seeding the cover crop, or by tillage or use of a contact herbicide to prepare a competition-free band prior to planting.

Fall Application Before Establishing a Cover Crop

Small grain cover crops (wheat, barley or rye) may be established following a preplant incorporated application of Treflan TR-10. Apply Treflan TR-10 at a broadcast rate of 10 to 15 lb per acre. Make applications to flat ground and incorporate once within 24 hours using incorporation implements that can be set to cut no more than 2 to 3 inches deep, such as a springtooth harrow. Do not incorporate with a tandem disc. Form beds with disc bedders or other bedding implements that will mix and move most of the treated soil from the furrows to the beds. Phosphate and other fertilizer may be applied as appropriate during incorporation operations. Plant 2 to 4 rows of the small grain cover crop 2 inches deep in the furrows between the beds. To avoid injury to small grain seedlings, place seed below the treated layer of soil. Barley is usually less susceptible to injury than wheat or rye. Soil moisture must be adequate to establish and maintain the cover crop. In late winter (February), apply 2,4-D if necessary for broadleaf weed control.

Spring Application Before or After Planting (Within Competition-Free Bands)

Apply Treflan TR-10 using properly calibrated granular application equipment as a band (within the weed free zone) or as a broadcast treatment. Application and incorporation may occur before planting or after planting prior to crop emergence. If applied after planting, set incorporation equipment to as to not disturb the planted seed (see incorporation instructions).

Incorporation: Equipment should be adapted to the width of the competition-free band. Use equipment that will uniformly mix Treflan TR-10 into the weed germination zone. Weed control resulting from single pass incorporation or with incorporation equipment that does not result in thorough mixing of Treflan TR-10 treated soil may be reduced compared to conventional double pass incorporation. Implements used to incorporate Treflan TR-10 after planting should be operated so that they do not disturb the planted seed or growing crop.

BEST AVAILABLE COPY

24/92

Use the lower rate in the rate range when additional sequential applications of Treflan TR-10 are anticipated. Use the higher rate in the rate range where high crop residues are present, and where dense weed populations are anticipated.

For band applications, reduce the application rate in proportion to the row spacing and band width treated. For example, treating a 12-inch band where the row spacing is 36 inches would require 1/3 of the recommended broadcast rate per acre (12 inches divided by 36 inches = 1/3).

Lay-by Applications

Lay-by applications may be made in established cotton from the 4 true leaf stage of growth up to lay-by, but not less than 90 days before harvest. Apply Treflan TR-10 uniformly to the soil surface using properly calibrated granular application equipment. Soil incorporate using one pass of a sweep-type cultivator or properly adjusted rolling cultivator. Operate cultivation equipment at speeds sufficient to provide vigorous soil mixing and exercise care to avoid mechanical injury to the crop. Cumulative lay-by application rate may not exceed the lay-by application rate shown for each soil texture.

Broadcast Application Rates/Acre:

Soil Texture	Treflan TR-10 (pounds)
Coarse	5.0
Medium	7.5
Fine	10.0

Broadcast or Band Application (Activated by Overhead Sprinkler Irrigation)

Surface apply Treflan TR-10 to conservation tillage cotton as either a band or broadcast treatment before or after planting. Apply Treflan TR-10 as soon as possible after the last tillage operation or cultivation before weeds have germinated. Surface applied Treflan TR-10 should be activated as soon as possible after application with 0.75 acre inch or more of uniformly applied overhead sprinkler irrigation and be completed within 3 days.

Broadcast Application Rates/Acre:

Soil Texture	Treflan TR-10 (pounds)
Coarse	5.0 - 15.0
Medium	7.5 - 20.0
Fine	10.0 - 20.0

Use the higher rate in the rate range where high crop residues are present or where dense weed populations are anticipated. For band applications, reduce the application rate in proportion to the row spacing and band width treated. For example, treating a 12-inch band where the row spacing is 36 inches would require 1/3 of the recommended broadcast rate per acre (12 inches divided by 36 inches = 1/3).

Repeat, Sequential Applications

Treflan TR-10 may be applied one or more times sequentially during the growing season using the rates and methods of application described above for full season weed control. The maximum dosage that can be used for a single application cannot exceed the rates shown for each application method. The maximum cumulative application rate that may be applied within the same growing season (including fall applications) cannot exceed 20 pounds per acre for Treflan TR-10 (2 pounds active ingredient per acre).

Pretreatment With Contact, Preemergence or Postemergence Herbicides

Contact herbicides approved for use in cotton may be used to control existing weeds prior to planting cotton. Additional weeds tolerant to Treflan TR-10 may be controlled using overlay, preemergence or

BEST AVAILABLE COPY

25/56

postemergence applications of other products registered for use on cotton. Consult the manufacturer's label for weeds controlled, directions for use, cautions and limitations before use.

Rotation Crop Restrictions

Refer to the General Information section of this label for specific rotational crop restrictions. When cumulative application rate exceeds the application rates in the table below, plant only those crops for which Treflan TR-10 can be applied as a preplant incorporated treatment in the season following the application of Treflan TR-10 or crop injury may result.

Soil Texture	Cumulative Application Rate Per Acre
	Treflan TR-10 (pounds)
Coarse	7.5
Medium	7.5
Fine	10.0

Small grain cover crops that will not be grazed or harvested and are intended for prevention of wind erosion in conservation tillage cotton may be planted in the fall following spring applications of up to 20 pounds per acre of Treflan TR-10. Injury in the form of reduced stands or delayed emergence and development may result when small grains are planted under these conditions.

~~CUCURBITS - CANTALOUPE, CUCUMBER AND WATERMELON~~

Postemergence Application Only

Apply and incorporate Treflan TR-10 when plants have reached the 3 to 4 true leaf stage of growth. Set incorporation equipment to move treated soil around the base of plants during incorporation.

Broadcast Application Rates/Acre:

Soil Texture	Treflan TR-10 (pounds)
Coarse	5
Medium	6.25 - 7.5
Fine	7.5 - 10

- Coarse and medium soils with 2-5% organic matter - 7.5 lb/A
- Fine soils with 2-5% organic matter - 10 lb/A
- All soils with 5-10% organic matter - 10 lb/A
- Use lower rate in rate range in areas receiving less than 20 inches total annual rainfall and irrigation.

Restriction: Do not apply within 30 days of harvest, except for Watermelon which has a 60 day pre-harvest interval.

FLAX (Fall Application Only)

Apply and incorporate Treflan TR-10 in the fall between September 1 to December 31 in California, Minnesota, North Dakota and South Dakota, and between October 15 and December 31 in other states. Refer to instructions for fall application under "Application Timing" in the "General Information" section of this label.

BEST AVAILABLE COPY

26/56

Broadcast Application Rates/Acre:

Soil Texture	Treflan TR-10 (pounds)
Coarse	5
Medium	7.5
Fine	10

Special Instructions for Flax

1. Incorporation operations or other tillage performed in the spring prior to seeding should be relatively shallow so as to maintain a firm seedbed. The seedbed should be packed just prior to seeding.
2. Seeding should be done with a press drill or hoe drill. Seed into moist seedbed no more than 1.5 inches deep.
3. Flax should not be seeded until the seedbed has warmed up.

Editor's note: Under the trifluralin RED response, this use is no longer supported and is being deleted in a separate amendment action.

~~FORAGE LEGUMES~~**~~Forage Legumes Used as Cover Crops or in the Acreage Conservation Reserve Program~~**

Apply Treflan TR-10 as a preplant incorporated treatment

Broadcast Application Rates/Acre:

Soil Texture	Treflan TR-10 (pounds)
Coarse	5
Medium	5.0 - 7.5
Fine	7.5

- ~~Apply lower rate in rate range in areas receiving less than 20 inches total annual rainfall and irrigation.~~

Precautions:

- ~~If used under the Acreage Conservation Reserve Program, follow the most severe grazing restrictions imposed by the USDA Conservation Use Program. Consult the local ASCS committee or other State Agency to determine the period of the USDA grazing restriction.~~
- ~~Some crop stand reduction may occur with this use; however, reduced weed competition will allow establishment of a quality stand.~~

GRAIN SORGHUM (MILO)

Treflan TR-10 may be applied as a postemergence treatment following the use of a preemergence herbicide. Uniformly apply to the soil surface when grain sorghum is 8 to 24 inches tall or taller. Treflan TR-10 does not control established weeds.

Soil Preparation

Cultivate before application to remove established weeds and cover the base of plants with soil. Set cultivation equipment to add approximately one inch of soil to the base of sorghum plants.

Activation and Incorporation Directions

BEST AVAILABLE COPY

27/58

In grain sorghum, Treflan TR-10 should be incorporated within 24 hours after application. Incorporation may be accomplished with one pass of a sweep-type cultivator or properly adjusted rolling cultivator. The sweep-type cultivator should have 3 to 5 sweeps per row middle and be operated at a speed sufficient to provide vigorous soil mixing. Set middle sweeps so as to avoid exposing untreated soil. Adjust incorporation equipment so as to avoid mechanical injury to the crop.

Broadcast Application Rates/Acre:

Soil Texture	Treflan TR-10 (pounds)
Coarse	4 - 5
Medium	5 - 7.5
Fine	7.5 - 10

- Apply lower rate in rate range in areas receiving less than 20 inches total annual rainfall and irrigation.

Restriction: Do not apply after grain sorghum is 24 inches tall.

GREENS - TURNIP GREENS GROWN FOR PROCESSING: COLLARD, KALE AND MUSTARD GREENS

Apply to greens as a preplant incorporated treatment.

Broadcast Application Rates/Acre:

Soil Texture	Treflan TR-10 (pounds)
Coarse	5
Medium	7.5
Fine	7.5

HOPS

Apply and incorporate Treflan TR-10 to established hops during dormancy. Incorporate once using incorporation equipment that will insure thorough soil mixing with minimal damage to crop stand.

Broadcast Application Rates/Acre:

Soil Texture	Treflan TR-10 (pounds)
Coarse	5
Medium	6.25 - 7.5
Fine	6.25 - 7.5

- Coarse and medium soils with 2-5% organic matter - 7.5 lb/A

KENAF

[Editor's note: This use added from previously approved supplemental labeling (EPA Accepted 02/04/92).]

BEST AVAILABLE COPY

28/56

Apply as a preplant soil incorporated treatment.

Broadcast Application Rates/Acre:

Soil Texture	Treflan TR-10 (pounds)
Coarse	5.0
Medium	5.0 - 7.5
Fine	7.5

- Coarse soils with 2-5% organic matter - 7.5 pounds lb/A
- Use higher rate in rate range where high weed populations are anticipated.

Precaution-Restriction: Do not graze or harvest treated crop for livestock forage.

**MUSTARD - GROWN FOR SEED OR PROCESSING FOR FOOD IN MINNESOTA,
NORTH DAKOTA AND SOUTH DAKOTA**

Apply and incorporate Treflan TR-10 before planting.

Broadcast Application Rates/Acre:

Soil Texture	Treflan TR-10 (pounds)
Coarse	5
Medium	7.5
Fine	7.5

OKRA

Apply and incorporate Treflan TR-10 before planting.

Broadcast Application Rates/Acre:

Soil Texture	Treflan TR-10 (pounds)
Coarse	5
Medium	6.25 - 7.5
Fine	7.5 - 10

- Coarse and medium soils with 2-5% organic matter - 7.5 lb/A
- Fine soils with 2-5% organic matter - 10 lb/A
- All soils with 5-10% organic matter - 10 lb/A
- Use lower rate in rate range in areas receiving less than 20 inches total annual rainfall and irrigation.

ONION (DRY BULBS ONLY)

[Editor's note: This use claim was previously approved for Treflan E.C., M.T.F. and 5 for use on dry bulb onions.]

Postemergence Lay-by Application: Apply at lay-by to the soil between onion rows. Avoid applying directly to the tops or exposed bulbs of onion plants. Emerged weeds should be removed prior to application of Treflan TR-10. Treflan TR-10 will not control established weeds.

BEST AVAILABLE COPY

29/06

Broadcast Rates/Acre:

Soil Texture	Treflan TR-10
	(pounds)
Coarse	3.75 - 5.0
Medium	5.0 - 6.26

- Apply only to soils containing 3.5% or less organic matter
- Note: Use the lower rate in rate range where light weed pressure is anticipated.

Incorporation: Treflan TR-10 should be uniformly incorporated into the soil between the onion rows. Incorporation may be accomplished by operating a sweep-type or rolling cultivator 2 to 4 inches deep at 6 to 8 mph. Two incorporation passes are required with the first occurring within 24 hours after application or erratic weed control may result. The second incorporation should be a minimum of 5 days after the first. Avoid covering onions with treated soil during incorporation as injury to the crop may occur. Care should be taken to avoid mechanical injury to onion roots during incorporation.

Precautions

- Do not apply as a preplant or preemergence treatment.
- Do not apply to muck soils.
- Note: Reduced yields may result from use of Treflan TR-10 on onion crops weakened by diseases, improper incorporation depth, excessive moisture, high salt concentration or drought may weaken the crop and increase the possibility of damage from Treflan TR-10. Under these conditions reduced yields may result.

Restriction:

- Preharvest interval: Do not apply within 60 days of harvest.

PEAS - DRY PEA AND ENGLISH PEAS

Apply and incorporate Treflan TR-10 in the spring before planting or in the fall. Refer to instructions for fall application under "Application Timing" in the "General Information" section of this label.

Broadcast Application Rates/Acre:

Soil Texture	Treflan TR-10	
	Spring Application	Fall†
	(pounds)	(pounds)
Coarse	5	5
Medium	5 - 7.5††	6.25 - 7.5
Fine	7.5	7.5

†Treflan TR-10 may be fall applied to Dry and English Peas in the states of Idaho, Oregon and Washington.

††Medium soils with 3% or greater organic matter - 7.5 lb

•Use the lower rate in areas receiving less than 20 inches total annual rainfall and irrigation.

PEAS - SOUTHERN PEAS

BEST AVAILABLE COPY

30/96

Apply and incorporate Treflan TR-10 before planting.

Broadcast Application Rates/Acre:

Soil Texture	Treflan TR-10 (pounds)
Coarse	5
Medium	6.25 - 7.5
Fine	7.5 - 10

- Coarse and medium soils with 2-5% organic matter - 7.5 lb/A
- Fine soils with 2-5% organic matter - 10 lb/A
- All soils with 5-10% organic matter - 10 lb/A
- Use lower rate in rate range in areas receiving less than 20 inches total annual rainfall and irrigation.

PEANUTS

Spanish Peanuts, Florunner and Florigiant Varieties (For Use in Texas, Oklahoma and New Mexico Only)

Apply and incorporate Treflan TR-10 before planting, at planting or immediately after planting. When incorporating after planting, take care not to disturb the seed.

Broadcast Application Rates/Acre:

Soil Texture	Treflan TR-10 (pounds)
Coarse	5
Medium	7.5

PEPPER (Transplant Only)

Apply and incorporate Treflan TR-10 prior to transplanting. Do not apply after transplanting.

Broadcast Application Rates/Acre:

Soil Texture	Treflan TR-10 (pounds)
Coarse	5
Medium	6.25 - 7.5
Fine	7.5 - 10

- Coarse and medium soils with 2-5% organic matter - 7.5 lb/A
- Fine soils with 2-5% organic matter - 10 lb/A
- All soils with 5-10% organic matter - 10 lb/A
- Use lower rate in rate range in areas receiving less than 20 inches total annual rainfall and irrigation.

POTATOES (Not for Use in the State of Maine)

Apply and incorporate Treflan TR-10 after planting prior to crop emergence, immediately following drag-off, or after potato plants have fully emerged.

BEST AVAILABLE COPY

3/5/96

Incorporation: Set incorporation equipment so that the bed and furrow are uniformly covered with a layer of treated soil. If the layer of treated soil is not uniform and the herbicide is concentrated over the bed, potato emergence may be retarded and stem brittleness can occur. When applying and incorporating Treflan TR-10 after potato plants have fully emerged, do not completely cover the foliage with treated soil. Likewise, do not completely cover foliage during subsequent cultivations. Be careful that incorporation equipment does not damage seed pieces or elongating sprouts.

Broadcast Application Rates/Acre:

Soil Texture	Treflan TR-10 (pounds)
Coarse	5
Medium	6.25 - 7.5
Fine	7.5 - 10

- Coarse and medium soils with 2-5% organic matter - 7.5 lb
- Soils with 5-10% organic matter - 10 lb
- Use the lower rate in the rate range in areas receiving less than 20 inches total annual rainfall and irrigation.

RAPESEED (CANOLA)

Apply and incorporate Treflan TR-10 in the spring or in the fall. See instructions for fall application under "Application Timing" in the "General Information" section of this label. Do not apply to rapeseed (canola) in the state of Alaska.

Broadcast Application Rates/Acre:

Soil Texture	Treflan TR-10 (pounds)
Coarse	5
Medium	7.5
Fine	10

RAPESEED (CANOLA) AND CRAMBE

[Editor's note: This use revised/added (crambe) as per previously approved supplemental labeling (EPA Accepted 03/30/93).]

Apply as a soil incorporated treatment in the spring before planting or in late summer or early fall before a fall planting. Follow soil preparation, application and incorporation directions for Treflan TR-10.

Broadcast Application Rates/Acre:

Soil Texture	Treflan TR-10 (pounds)
Coarse	5.0
Medium	7.5
Fine	10.0

Precautions

- Do not apply to rapeseed (canola) grown in the state of Alaska.

BEST AVAILABLE COPY

32/50

- Where applications are made in late summer or fall, plant as rotation crops in the season following application only those crops to which Treflan TR-10 may be applied as a preplant incorporated treatment or crop injury may occur.

Restriction:

- Do not graze or harvest crambe for livestock forage.

SAFFLOWER

Apply and incorporate Treflan TR-10 in the spring before planting, or in the fall. See instructions for fall application under "Application Timing" in the "General Information" section of this label.

Broadcast Application Rates/Acre:

Soil Texture	Treflan TR-10	
	Spring Application (pounds)	Fall Application (pounds)
Coarse	5	7.5
Medium	6.25 - 7.5	10
Fine	7.5 - 10	12.5

Spring Application:

- Coarse and medium soils with 2-5% organic matter - 7.5 lb/A
- Fine soils with 2-5% organic matter - 10 lb/A
- All soils with 5-10% organic matter - 10-12.5 lb/A
- Use lower rate in rate range in areas receiving less than 20 inches total annual rainfall and irrigation.

~~Treflan TR-10 may be fall applied to Safflower in Arizona, California, Idaho, Nevada, Oregon, Utah, Washington and Wyoming.~~

SMALL GRAINS - BARLEY, DURUM AND WHEAT**General Information****Special Precautions for Use of Treflan TR-10 on Small Grains**

Carefully follow directions for use of Treflan TR-10 on small grains to minimize potential crop stress. Under certain conditions, delayed crop emergence and/or stand reduction may occur when Treflan TR-10 is applied to barley, durum or wheat. The combined effect of certain cultural practices and unfavorable soil or environmental conditions may cause excessive crop seedling stress resulting in retarded crop growth, stand reduction and possibly reduced yield. For best results, observe the following cultural practices or precautions:

Use tillage methods that provide a uniformly firm seedbed and time tillage operations to conserve moisture.

Irrigate prior to planting or after germination and emergence. Moisture received between planting and emergence may cause crusting, especially on loose, friable seedbeds.

BEST AVAILABLE COPY

23/56

Do not exceed recommended application rates for Treflan TR-10. This is particularly important on coarse textured or low organic matter soils.

Carefully follow incorporation directions. When applying preplant incorporated treatments, operate equipment at recommended depth and speed to place Treflan TR-10 into the upper 1 to 1.5 inches of soil. If applied after planting, set equipment so as to not disturb planted seed.

Set drills to place seed at the depth specified in use directions. A planting depth greater than 2.5 inches for spring wheat or durum will result in increased seedling stress and decreased emergence.

Use only high quality seed where Treflan TR-10 is to be applied (avoid use of small seed with low starch reserves).

If seed treatments are used, apply at the correct rate and uniformly across all seeds. Misapplication may result in reduced germination and/or seedling vigor.

Avoid use of seed varieties known to have poor seedling (emergence) vigor.

~~Do not fall apply Treflan TR-10 in combination with any other preplant incorporated herbicide.~~

Soil characteristics and environmental conditions which may contribute to crop seedling stress that may be accentuated by use of Treflan TR-10 include:

Soil related: High salinity, eroded knolls/hilltops, loose dry soils and compaction.

Weather related: Cold and/or wet soils, excessively hot soils, excessive moisture, drought, and soil crusting from heavy rainfall.

Note: Do not apply Treflan TR-10 on small grains where a dinitroaniline herbicide such as Treflan TR-40 or Sonalan was applied at a rate recommended for row crops (oil seeds) during the previous growing season greater than 0.5 lb ai per acre the previous growing season.

Incorporation Directions and Equipment for Small Grains

Use incorporation equipment in the manner described below unless otherwise specified in use directions. Any of the following implements listed below may be used for the first incorporation of Treflan TR-10. Use only the disc or field cultivator for the second incorporation pass and incorporate in a different direction. Poor weed control may result if untreated soil is moved to the surface during the second incorporation pass. To avoid this problem, the second incorporation should not be deeper than the first.

Chisel Plow: May be used for the first incorporation pass only. Operate at 4 to 5 inches deep and at 4 to 6 mph. A chisel plow is defined as having 3 rows of 14 to 18 inch sweeps on no greater than 12 inch centers. Stagger sweeps so that no soil is left unturned. Use of chisel points may result in inadequate soil mixing.

Tandem Disc: Operate at 3 to 4 inches deep and at 4 to 6 mph.

Field Cultivator: Operate at 3 to 4 inches deep and at 5 or more mph. A field cultivator is defined as having 3 to 4 rows of sweeps with "c" or "s" shaped shanks on no greater than 7 inch centers. Stagger sweeps so that no soil is left unturned.

Application Directions for Small Grains

Barley, Spring Seeded – Fall Application for General Weed Control During the Following Season
(For Use in Minnesota, North Dakota and South Dakota)

BEST AVAILABLE COPY

34/56

For general weed control (except for special rate or use programs) in Minnesota, North Dakota and South Dakota.

Apply in the fall for general weed control during the following growing season. Incorporate one time within 24 hours. Incorporate a second time before planting to destroy existing weeds and insure uniform distribution of Treflan TR-10 in treated soil. ~~For best weed control results, the~~ The second incorporation should occur at least a minimum of 5-7 days after the first.

Note: See recommendations on incorporation and incorporation equipment at the beginning of the "Small Grains" section.

Planting Directions: Set planting equipment to place seed approximately 2 1.5 inches deep.

Broadcast Application Rates/Acre:

Soil Texture	Treflan TR-10 (pounds)
Coarse	5
Medium	7.5
Fine	7.5

Treflan TR-10 applied at 7.5 pounds per acre lb/A will provide partial control or suppression of kochia and Russian thistle.

Precaution: While use of this practice may result in a stand reduction, slight stand reductions do not normally affect yield.

Barley, Spring Seeded – Spring Application for Foxtail (Pigeongrass) Control (For Use in Minnesota, North Dakota and South Dakota)

Apply in the spring as a preplant incorporated treatment for foxtail (pigeongrass) control in spring seeded barley.

Incorporate one time within 24 hours. Incorporate a second time before planting to destroy existing weeds and insure uniform distribution of Treflan TR-10 in treated soil. ~~For best weed control results, the~~ The second incorporation should occur at least a minimum of 5-7 days after the first.

Note: See recommendations on incorporation and incorporation equipment at the beginning of the "Small Grains" section.

Planting Directions: Set planting equipment to place seed approximately 2 1.5 inches deep.

Broadcast Application Rates/Acre:

Soil Texture	Treflan TR-10 (pounds)
Coarse	5
Medium	5
Fine	5

Precaution: While use of this practice may result in a stand reduction, slight stand reductions do not normally affect yield.

BEST AVAILABLE COPY

35/56

Barley, Spring Seeded – Spring Application for Foxtail (Pigeongrass) Control In Barley Used as a Cover Crop or in the Acreage Conservation Reserve Program (For Use in Minnesota, North Dakota and South Dakota)

Apply in the spring as a preplant incorporated treatment for foxtail (pigeongrass) control in spring seeded barley used as a cover crop or to acreage in the conservation reserve programs.

Incorporate one time within 24 hours. Incorporate a second time before planting to destroy existing weeds and insure uniform distribution of Treflan TR-10 in treated soil. ~~For best weed control results, the~~ The second incorporation should occur at least a minimum of 5-7 days after the first.

Note: See recommendations on incorporation and incorporation equipment at the beginning of the "Small Grains" section.

Planting Directions: Set planting equipment to place seed approximately 2 1.5 inches deep.

Broadcast Application Rates/Acre:

Soil Texture	Treflan TR-10 (pounds)
Coarse	5
Medium	7.5
Fine	7.5

Precaution: Use of this practice may result in a slight stand reduction. Follow the most severe grazing restrictions imposed by either the label for Treflan TR-10 or the USDA Acreage Conservation Reserve Program, whichever is longest. Consult the local ASCS office or other state agency to determine the period of the USDA grazing restriction.

**Spring Seeded Wheat or Durum - Spring Application Preplant Incorporated for Suppression of Foxtail (Pigeongrass)
(For Use in North Dakota West of ND Highway Number 3 the Red River Valley and in South Dakota)**

[Editor's note: This use section added from supplemental labeling EPA-approved 10/25/90.]

Apply Treflan TR-10 in the spring as a preplant incorporated treatment for suppression of green and yellow foxtail (pigeongrass) in spring seeded Wheat or durum.

Broadcast Application Rate:

Apply at a broadcast application rate of 3.5 to 4 pounds per acre lb/A for all soil types.

Incorporation:

The first incorporation should occur within 24 hours after application. Incorporate a second time before planting to destroy existing weeds and insure uniform distribution of Treflan in treated soil. The second incorporation should be delayed a minimum of 7 5 days after the first. To avoid bringing untreated soil to the surface, the second incorporation should not be deeper than the first. A chisel plow with sweeps may be used for the first incorporation pass only.

Note: See recommendations on incorporation and incorporation equipment at the beginning of the "Small Grains" section.

Planting Directions:

Set equipment to place seed approximately 1.5 inches deep.

26/52

Spring Seeded Wheat or Durum -- Fall Application for Foxtail (Pigeongrass) Control During the Following Growing Season

Apply in the fall for foxtail (pigeongrass) control during the following growing season. Incorporate one time within 24 hours. Incorporate a second time before planting to destroy existing weeds and insure a uniform distribution of Treflan TR-10 in treated soil. The second incorporation should be delayed a minimum of 5 days after the first.

Note: See recommendations on incorporation and incorporation equipment at the beginning of the "Small Grains" section.

Planting Directions: Set planting equipment to place seed approximately 2 1.5 inches deep.

Broadcast Application Rates/Acre:

Soil Texture	Treflan TR-10 (pounds)
Coarse	5
Medium	5
Fine	7.5

Precaution: While use of this practice may result in a stand reduction, slight stand reductions do not normally affect yield.

Spring Seeded Durum or Spring Wheat - Fall Applied Preplant Incorporated for Suppression of Foxtail (Pigeongrass) (For Use in North Dakota West of the Red River Valley and in South Dakota)

[Editor's note: This use section added from previously approved supplemental labeling (EPA Accepted 08/23/91).]

Apply Treflan TR-10 in the fall as a preplant incorporated treatment for suppression of green and yellow foxtail (pigeongrass) in spring seeded wheat.

Broadcast Application Rates:

Soil Texture	Treflan TR-10 (pounds)
Coarse	3.5 - 4.0
Medium	3.5 - 4.0
Fine	5.0

Use the lower rate in the rate range where light weed pressure is anticipated.

Incorporation:

The first incorporation should occur within 24 hours after application. Incorporate a second time before planting to destroy existing weeds and insure uniform distribution of Treflan in treated soil. The second incorporation should be delayed a minimum of 7 5 days after the first. To avoid bringing untreated soil to the surface, the second incorporation should not be deeper than the first. A chisel plow with sweeps may be used for the first incorporation pass only.

Note: See recommendations on incorporation and incorporation equipment at the beginning of the "Small Grains" section.

Planting Directions:

Set equipment to place seed approximately 1.5 inches deep.

BEST AVAILABLE COPY

37/50

Note: Do not apply Treflan TR-10 in the fall as a preplant incorporated treatment to be followed by spring wheat where a dinitroaniline herbicide such as Treflan was applied at rates greater than 0.5 lb ai per acre during the previous growing season.

Winter Wheat — Treflan TR-10 Preplant Incorporated for Control of Cheatgrass and Other Annual Grasses (For Use in Idaho, Oregon and Washington)

Apply Treflan TR-10 as a preplant incorporated treatment up to 3 weeks before planting.

Broadcast Application Rates/Acre:

Soil Texture	Treflan TR-10 (pounds)
Coarse	7.5
Medium	7.5
Fine	10

Incorporation Directions: Incorporate Treflan TR-10 with a flexible tine-tooth harrow (Flextine or Melroe), set to cut 1 to 2 inches deep and operated at 3 to 6 mph. Thorough incorporation requires 2 incorporation passes over the field in different directions. Incorporate 1 time within 24 hours after application. A second incorporation pass prior to planting should occur at least a minimum of 5 days after the first. Do not till the soil with a disc after Treflan TR-10 has been incorporated with a flexible tine harrow.

Planting Directions: Use only a deep furrow or semi-deep furrow drill that will place the seed below the zone into which Treflan TR-10 has been incorporated.

Precaution: Do not plant wheat directly into the zone of soil treated with Treflan TR-10 as crop injury (delayed emergence or stand reduction) may occur. Delayed emergence or slight stand reduction does not normally affect yield.

Winter Wheat — Fallow Soil Application of Treflan TR-10 for Annual Grass Control Prior to Planting (For Use in Idaho, Oregon and Washington)

Apply and shallowly incorporate Treflan TR-10 up to 4 months before planting to control cheatgrass and certain other annual grasses and broadleaf weeds during the fallow period and during the following growing season. Apply any time from May to September prior to fall planting of winter wheat.

Broadcast Application Rates/Acre:

Soil Texture	Treflan TR-10 (pounds)
Coarse	7.5
Medium	7.5
Fine	10

Incorporation Directions: Incorporate Treflan TR-10 with a flexible tine-tooth harrow (Flextine or Melroe), set to cut 1 to 2 inches deep and operated at 3 to 6 mph. Thorough incorporation requires 2 incorporation passes over the field in different directions. Incorporate 1 time within 24 hours after application. A second incorporation pass prior to planting should occur at least a minimum of 5 days after the first. Do not till the soil with a disc after Treflan TR-10 has been incorporated with a flexible tine harrow.

BEST AVAILABLE COPY

38/56

Planting Directions: Use only a deep furrow or semi-deep furrow drill that will place the seed below the zone into which Treflan TR-10 has been incorporated.

Precaution: Do not plant wheat directly into the zone of soil treated with Treflan TR-10 as crop injury (delayed emergence or stand reduction) may occur. Delayed emergence or slight stand reduction does not normally affect yield.

Summer Fallow Weed Control ~~With Treflan TR-10~~ Followed by Spring Seeded Wheat, Durum or Barley

Treflan TR-10 may be applied to coarse, medium and fine textured soils for control of labeled weeds in the summer fallow period and for pigeongrass (foxtail) control in wheat, durum and barley seeded the following spring.

Treflan TR-10 may be applied to standing stubble or land which has been fallowed or pre-tilled. Existing weeds, surface trash or crop litter should be reduced by tillage if present in quantities that will prevent uniform soil incorporation. The first incorporation is required within 24 hours after application. The second incorporation, a minimum of 5 days after the first, may occur in conjunction with tillage to destroy resistant other weed growth during the remainder of the fallow year. During the fallow year, susceptible weeds may not be controlled until after the second incorporation.

Broadcast Application Rates/Acre:

Application Date	Treflan TR-10	
	Areas with Less than 10 inches annual rainfall (pounds)	All Other Areas (pounds)
Apr. 15 - Apr. 30	8.75	10
May 1 - May 31	8.75 - 7.5	10 - 8.75
June 1 - June 30	7.5 - 6.25	8.75 - 7.5
July 1 - July 31	6.25 - 5	7.5 - 6.25
Aug. 1 - Aug. 31	5	6.25 - 5

Where a rate range is shown, use the higher rate per acre during the early part of an application period and the lower rate per acre during the latter part of an application period.

Incorporation: See recommendations on incorporation and incorporation equipment at the beginning of the "Small Grains" section.

Seeding Directions: Wheat, durum or barley should be seeded approximately 2 1.5 inches deep.

Precaution: While use of this practice may result in a stand reduction, slight stand reductions do not normally affect yield.

SOYBEANS

Apply and incorporate Treflan TR-10 in the spring prior to planting or in the fall in advance of spring planting. See instructions for fall application under "Application Timing" in the "General Information" section of this label.

BEST AVAILABLE COPY

29/56

Broadcast Application Rates/Acre:

Soil Texture	Treflan TR-10	
	Spring [†] Application (pounds)	Fall ^{††} Application (pounds)
Coarse	5	10
Medium	7.5	10
Fine	10	12.5

†Spring Application:

- Coarse and medium soils with 2-5% organic matter - 7.5 lb/A
- Fine soils with 2-5% organic matter - 10 lb/A
- All soils with 5-10% organic matter - 10-12.5 lb/A

††Fall application use rates for soybeans grown in Alabama, Arkansas, Northern Florida, Georgia, Louisiana, Mississippi, southeastern Missouri (Bootheel), North Carolina, Oklahoma, South Carolina, Tennessee and Texas. For soybeans grown in areas other than those listed above, fall apply Treflan TR-10 at broadcast rates recommended for areas receiving greater than 20 inches of annual rainfall and irrigation spring preplant incorporated treatment.

Precaution: Do not fall apply Treflan TR-10 in the fall to soils which are wet or subject to prolonged periods of flooding, or where rice was grown the previous year.

**Preemergence Overlay Applications Following Treflan TR-10
(Not for Use in California)**

Apply Treflan TR-10 as a preplant incorporated treatment. Additional weeds tolerant to Treflan TR-10 may be controlled using preemergence overlay applications of Canopy, Dual, Gemini, Lasso, Lexone, Lorox, Lorox Plus, Preview, Pursuit, Sceptor, Sencor or other products registered for use on soybeans. Such treatments may be made, unless use following a Treflan TR-10 application is specifically prohibited by the product label. Consult the overlay product label for additional weeds controlled, directions for use, cautions and limitations before use.

~~The use of Pursuit is limited to certain states. Use Pursuit as an overlay treatment following Treflan TR-10 only in states specified on the Pursuit label.~~

~~Use of Sceptor is limited to certain states. Do not use Sceptor as a preemergence overlay application following a Treflan TR-10 preplant incorporated treatment in the "Northern Use Area" as defined by the Sceptor label.~~

**Postemergence Treatments Following Treflan TR-10
(Not for Use in California)**

Apply Treflan TR-10 as a preplant incorporated treatment. Additional weeds tolerant to Treflan TR-10 may be controlled using postemergence applications of Basagran, Blazer, Classic, Cobra, Galaxy, Pinnacle, Pursuit, Reflex, Sceptor, Storm, Tackle, or other products registered for use on soybeans. Such treatments may be made, unless use following a Treflan TR-10 application is specifically prohibited by the product label. Consult the overlay or postemergence product label for additional weeds controlled, directions for use, cautions and limitations before use.

~~Use of Pursuit is limited to certain states. Use Pursuit as a postemergence treatment following Treflan TR-10 only in states specified in the Pursuit label.~~

BEST AVAILABLE COPY

40/56

~~Use of Scepter is limited to certain states. Do not use the Scepter as a postemergence application following a Treflan TR-10 preplant incorporated treatment in the "Northern Use Area" as defined by the Scepter label.~~

Overlay or Postemergence Applications Following Treflan TR-10

For broader spectrum weed control, other products registered for use in soybeans may be applied as overlay or postemergence treatments following application of Treflan TR-10. For products used following application of Treflan TR-10, follow the manufacturer's label for additional weeds controlled, directions for use, precautions and use restrictions.

Special Use Program - Soybeans Grown Under Reduced or Conservation Tillage Conditions

[Editor's note: This section added from previously approved supplemental labeling (EPA accepted 03/24/93).]

Treflan TR-10 can be applied either in the fall or in the spring as a preplant incorporated treatment for weed control in soybeans grown under reduced or conservation tillage conditions. Make only one application per crop cycle.

Make applications to tilled land or standing or chopped stubble from the previous season's crop. Use incorporation equipment that thoroughly and uniformly mixes Treflan TR-10 into the top 2-3 inches of the final seedbed and leaves a maximum amount of crop residue on the soil surface. Two incorporation passes are required. The first incorporation must occur within 24 hours after application. For fall application, incorporate once in the fall and a second time in the spring before planting. For best results with spring application, incorporate once within 24 hours after application and a second time ~~3 to~~ at least 5 days later.

Application Rates/Acre:

Soil Texture	Fall Application (pounds)	Spring Application (pounds)
Coarse	7.5 - 10.0	5.0 - 7.5
Medium	10.0 - 12.5	7.5 - 10.0
Fine	12.5 - 15.0	10.0 - 12.5

Use the higher rate in the rate range where higher crop residues are present or where dense weed populations are anticipated.

Precautions

To be effective, Treflan TR-10 must be mixed thoroughly in the top 2-3 inches of soil in the final seedbed. Weed control may be poor or erratic where soil conditions or heavy crop residues do not permit thorough soil mixing.

SUGAR BEETS

Apply and incorporate Treflan TR-10 when sugar beets are 2-6 inches tall.

Precautions: Exposed sugar beet roots should be covered with soil before applying Treflan TR-10 to reduce the possibility of girdling. When incorporating, set equipment to move treated soil into the row. Set incorporation equipment carefully so as to prevent damage to sugar beet tap roots.

41/56

Broadcast Application Rates/Acre:

Soil Texture	Treflan TR-10 (pounds)
Coarse	5
Medium	6.25 - 7.5
Fine	6.25 - 7.5

Use lower rate in rate range in areas receiving less than 20 inches total annual rainfall and irrigation.

SUGARCANE

Apply and incorporate Treflan TR-10 twice a year. Make the first application in the fall on firmly packed beds immediately after the seed pieces are planted. Make a second application in the spring before or shortly after the cane emerges. Loosen rain-packed beds 2-3 inches deep before spring application. Take care that incorporation equipment does not damage the seed pieces or emerging shoots.

Broadcast Application Rates/Acre:

Soil Texture	Treflan TR-10 (pounds)
All Soil Textures	10 - 20

Application rate range may be adjusted according to weed pressure.

Applications Up to Lay-by for Plant Cane or Ratoon Cane (For Use in Louisiana and Texas)

Apply and incorporate Treflan TR-10 in the spring from shortly before or after cane emergence until lay-by. Apply after beds have been shaved or false shaved. Loosen rain-packed beds 2-3 inches deep before application. Avoid incorporation equipment damage to seed pieces or emerging shoots. Incorporate with a rolling cultivator or bed chopper for all soil textures. Set rolling cultivator to cut 2 to 4 inches deep and operate at 6 to 8 mph. Set bed chopper to cut 3 to 4 inches deep and operate at 4 to 6 mph. Two incorporation passes are necessary.

Broadcast Application Rates/Acre:

Soil Texture	Treflan TR-10 (pounds)
All Soil Textures	10 - 20

Application rate range may be adjusted according to weed pressure.

Itchgrass (Raoulgrass) Control (For Use in Louisiana)

Apply and incorporate Treflan TR-10 on plant or ratoon cane. Follow use directions in preceding section for lay-by application.

Broadcast Application Rates/Acre:

Soil Texture	Treflan TR-10 (pounds)
All Soil Textures	10 - 20

BEST AVAILABLE COPY

42/a

Application rate range may be adjusted according to weed pressure.

SUNFLOWER

Apply and incorporate Treflan TR-10 in the spring or in the fall between September 15 and December 31 in California, Minnesota, North Dakota and South Dakota, and between October 15 and December 31 in other states.

Broadcast Application Rates/Acre:

Soil Texture	Treflan TR-10 (pounds)
Coarse	5
Medium	6.25 - 7.5
Fine	7.5 - 10

- Coarse and medium soils with 2-5% organic matter - 7.5-10 lb/A
- All soils with 5-10% organic matter - 10 lb/A
- Use lower rate in rate range in areas receiving less than 20 inches total annual rainfall and irrigation.

TOMATO

For direct seeded tomatoes, apply Treflan TR-10 at blocking or thinning to the soil between rows and beneath plants and incorporate. For transplant tomatoes, apply and incorporate prior to transplanting only. ~~Do not apply Treflan TR-10 after transplanting, or broadcast apply post-transplant and incorporate.~~

Broadcast Application Rates/Acre:

Soil Texture	Treflan TR-10 (pounds)
Coarse	5
Medium	6.25 - 7.5
Fine	7.5 - 10

- Coarse and medium soils with 2-5% organic matter - 7.5 lb/A
- Fine soils with 2-5% organic matter - 10 lb/A
- All soils with 5-10% organic matter - 10 lb/A
- Use lower rate in rate range in areas receiving less than 20 inches total annual rainfall and irrigation.

TREE AND VINE CROPS - CITRUS, FRUIT AND NUT CROPS TREES AND VINEYARDS

Application to New Plantings of Citrus, Fruit and Nut-Crops Trees

For new plantings of almond, apricot, grapefruit, lemon, nectarine, orange, peach, pecan, plum, prune, tangelo, tangerine and walnut trees, apply and incorporate Treflan TR-10 before transplanting.

BEST AVAILABLE COPY

43/56

Broadcast Application Rates/Acre:

Soil Texture	Treflan TR-10 (pounds)
Coarse	5
Medium	6.25 - 7.5
Fine	7.5

- All soils with 2-5% organic matter - 7.5-10 lb/A
- All soils with 5-10% organic matter - 10 lb/A
- Use lower rate in rate range in areas receiving less than 20 inches total annual rainfall and irrigation.

Application to New Plantings of Vineyards

For new plantings of vineyards, apply and incorporate Treflan TR-10 before planting.

Broadcast Application Rates/Acre:

Soil Texture	Treflan TR-10 (pounds)
Coarse	5 - 7.5
Medium	7.5 - 15
Fine	15 - 20

- All soils with 2-10% organic matter - 15-20 lb/A
- Use lower rate in rate range in areas receiving less than 20 inches total annual rainfall and irrigation.

Note: Do not use more than 10 lb/acre A on heat-treated mist propagated grape rootings.

Application to Established Non-bearing and Bearing Citrus, Fruit and Nut Crops Trees and Vineyards

Treflan TR-10 may be applied in established non-bearing and bearing vineyards and plantings of almond, apricot, grapefruit, lemon, nectarine, orange, peach, pecan, plum, prune, tangelo, tangerine and walnut trees. In established plantings, apply Treflan TR-10 to the soil surface and use incorporation incorporate using methods not injurious to the crop. Do not apply to vineyards within 60 days of harvest.

Broadcast Application Rates/Acre:

Soil Texture	Treflan TR-10 (pounds)
All Soils	10 - 20

Use the higher rate in the rate range for longer term weed control.

BEST AVAILABLE COPY

44/56

Warranty Disclaimer

DowElanco warrants that this product conforms to the chemical description on the label and is reasonably fit for the purposes stated on the label when used in strict accordance with the directions, subject to the inherent risks set forth below. DowElanco MAKES NO OTHER EXPRESS OR IMPLIED WARRANTY OF MERCHANTABILITY OR FITNESS FOR A PARTICULAR PURPOSE OR ANY OTHER EXPRESS OR IMPLIED WARRANTY.

Inherent Risks of Use

It is impossible to eliminate all risks associated with use of this product. Crop injury, lack of performance, or other unintended consequences may result because of such factors as use of the product contrary to label instructions (including conditions noted on the label, such as unfavorable temperatures, soil conditions, etc.), abnormal conditions (such as excessive rainfall, drought, tornadoes, hurricanes), presence of other materials, the manner of application, or other factors, all of which are beyond the control of DowElanco or the seller. All such risks shall be assumed by buyer.

Limitation of Remedies

The exclusive remedy for losses or damages resulting from this product (including claims based on contract, negligence, strict liability, or other legal theories), shall be limited to, at DowElanco's election, one of the following:

- (1) Refund of purchase price paid by buyer or user for product bought, or
- (2) Replacement of amount of product used

DowElanco shall not be liable for losses or damages resulting from handling or use of this product unless DowElanco is promptly notified of such loss or damage in writing. In no case shall DowElanco be liable for consequential or incidental damages or losses.

The terms of the Warranty Disclaimer above and this Limitation of Remedies cannot be varied by any written or verbal statements or agreements. No employee or sales agent of DowElanco or the seller is authorized to vary or exceed the terms of the Warranty Disclaimer or this Limitation of Remedies in any manner.

*Trademark of DowElanco
EPA-Accepted / /

BEST AVAILABLE COPY

45/36

Supplemental Labeling



DowElanco 9330 Zionsville Road Indianapolis, IN 46268-1054 USA

Treflan* TR-10*

EPA Reg. No. 62719-131

Weed Control in Potatoes (Not for Use in the State of Maine)

ATTENTION

- It is a violation of Federal law to use this product in a manner inconsistent with its labeling.
- This labeling must be in the possession of the user at the time of application.
- Read the label affixed to the container for Treflan TR-10 before applying. Carefully follow all precautionary statements and applicable use directions.
- Use of Treflan TR-10 according to this supplemental labeling is subject to all use precautions and limitations imposed by the label affixed to the container for Treflan TR-10.

Directions for Use

Apply and incorporate Treflan* TR-10* herbicide after planting prior to crop emergence, immediately following dragoff, or after potato plants have fully emerged.

Incorporation: Set incorporation equipment so that the bed and furrow are uniformly covered with a layer of treated soil. If the layer of treated soil is not uniform and the herbicide is concentrated over the bed, potato emergence may be retarded and stem brittleness can occur. When applying and incorporating Treflan TR-10 after potato plants have fully emerged, do not completely cover the plants with treated soil. Likewise, do not completely cover plants during subsequent cultivations. Be careful that incorporation equipment does not damage potato seed pieces or elongating sprouts.

Broadcast Application Rates/Acre

Soil Texture	Treflan TR-10 (pounds)
Coarse	5.0
Medium	6.25 - 7.5
Fine	7.5 - 10.0

- Coarse and medium soils with 2-5% organic matter - 7.5 lb
- Soils with 5-10% organic matter - 10.0 lb
- Use lower rate in rate range in areas receiving less than 20 inches total annual rainfall and irrigation.

ACCEPTED
with COMMENTS
In EPA Letter Dated

AUG 23 1996

Under the Federal Insecticide,
Fungicide, and Rodenticide Act
as amended, for the pesticide
registered under EPA Reg. No.
62719-131

96 JUN 27 AM 11:33

RECD EPA/OPP/DPD2

*Trademark of DowElanco

122-33-072r Approved: 8/23/91
Replaces 122-33-072.

Revisions:

1. Minor editing to correct (one or more may apply):
reference to "Treflan" as a DowElanco trademark;
grammar; punctuation; or use of u/l case.

4/6/96

Supplemental Labeling



DowElanco 9330 Zionsville Road Indianapolis, IN 46268-1054 USA

Treflan* TR-10*

EPA Reg. No. 62719-131

Use Rates for Fall Application Prior to Planting Cotton or Soybeans in the Spring

(For Use Only in Arkansas, Louisiana and Mississippi)

ATTENTION

- It is a violation of Federal law to use this product in a manner inconsistent with its labeling.
- This labeling must be in the possession of the user at the time of application.
- Read the label affixed to the container for Treflan TR-10 before applying. Carefully follow all precautionary statements and applicable use directions.
- Use of Treflan TR-10 according to this supplemental labeling is subject to all use precautions and limitations imposed by the label affixed to the container for Treflan TR-10.

Directions for Use

Apply Treflan* TR-10* herbicide as a preplant soil incorporated treatment. Treflan TR-10 may be applied in the fall prior to planting cotton or soybeans in the spring. For details on fall application, refer to instructions under "Application Timing" in the "General Information" section of the label for Treflan TR-10. Follow recommended soil preparation, application and incorporation procedures in the label for Treflan TR-10.

Broadcast application rates for fall application in cotton and soybean producing areas of Arkansas, Louisiana and Mississippi:

Soil Texture	Treflan TR-10 (pounds)
Coarse	10.0
Medium	10.0 - 15.0
Fine	12.5 - 20.0

ACCEPTED
with COMMENTS
In EPA Letter Dated
AUG 23 1993
Under the Federal Insecticide,
Fungicide, and Rodenticide Act
as amended, for the pesticide
registered under EPA Reg. No.
62719-131

Note: Use the higher rate in the rate range under conditions of abundant rainfall and mild winter temperatures.

In U.S. cotton and soybean producing areas other than Arkansas, Louisiana and Mississippi, use application rates specified in the label for Treflan TR-10 for fall application.

Restriction: In the season following this treatment, plant only those crops for which Treflan TR-10 can be applied as a preplant incorporated treatment.

*Trademark of DowElanco

122-33-083-10 Approved: 03/24/93
Replaces: 122-33-083.

Revisions:

1. Minor editing to correct (one or more may apply):
reference to "Treflan" as a DowElanco trademark;
grammar, punctuation; or use of u/l case.

47/56

Supplemental Labeling



DowElanco 9330 Zionsville Road Indianapolis, IN 46268-1054 USA

ACCEPTED
with COMMENTS
In EPA Letter Dated
AUG 23 1999

Treflan* TR-10*
EPA Reg. No. 62719-131

Under the Federal Insecticide, Fungicide, and Rodenticide Act

as amended, for the pesticide **Green Foxtail (Pigeongrass) Tolerance to Dinitroaniline Herbicides Including Treflan TR-10, Identified in the State of North Dakota**

ATTENTION

- It is a violation of Federal law to use this product in a manner inconsistent with its labeling.
- This labeling must be in the possession of the user at the time of application.
- Read the label affixed to the container for Treflan TR-10 before applying. Carefully follow all precautionary statements and applicable use directions.
- Use of Treflan TR-10 according to this supplemental labeling is subject to all use precautions and limitations stated below or imposed by the product labels for Treflan TR-10, except as described below.

Crop Production Precaution

Populations of green foxtail (pigeongrass) tolerant to the dinitroaniline (DNA) class of herbicides have been identified in the state of North Dakota in fields which have a long history of dinitroaniline herbicide use. Treflan* TR-10* herbicide will not control green foxtail which has developed DNA tolerance. **Therefore, the grower assumes the risk of nonperformance due to DNA tolerance if Treflan TR-10 is used to control green foxtail in the state of North Dakota.** Alternative green foxtail control practices should be utilized in these fields.

DowElanco strongly recommends utilizing the following management practices to prevent or delay the development or spread of DNA-tolerant green foxtail in spring cereal production areas:

1. Rotate herbicides so that the same product or same class of herbicide is not used repeatedly year after year. Treflan TR-10 and/or other dinitroaniline herbicides should not be applied in consecutive years and preferably should be used only once in a three year period. Consult your local extension service or DowElanco representative for information regarding herbicides with alternative modes of action.
2. Rotate crops and use alternative weed control methods, including tillage, fallow periods and/or other herbicides with different modes of action.
3. Thoroughly clean small grains harvested from fields with confirmed tolerance before using as seed, or avoid using grain from DNA-tolerant fields for seed.
4. Thoroughly clean all crop residues from tillage and harvesting equipment before moving out of fields with confirmed DNA tolerance.

For further information or consultation, contact your DowElanco representative.

*Trademark of DowElanco

122-33-085-10 Approved 04/20/94
Replaces: 122-33-085.

Revisions:

1. Minor editing to correct (one or more may apply):
reference to "Treflan" as a DowElanco trademark;
grammar; punctuation; or use of u/l case.

Supplemental Labeling



DowElanco

9330 Zionsville Road

Indianapolis, IN 46268-1054 USA

Treflan* TR-10*

EPA Reg. No. 62719-131

For Distribution and Use Only in Minnesota, North Dakota and South Dakota

Fall or Spring Application to Ground with Standing Crop Stubble or Crop Residue
for Weed Control in Following Crop
-- Special Use Directions for Minimum Tillage Situations --

ATTENTION

- It is a violation of Federal law to use this product in a manner inconsistent with its labeling.
- This labeling must be in the possession of the user at the time of application.
- Read the label affixed to the container for Treflan TR-10 before applying. Carefully follow all precautionary statements and applicable use directions.
- Use of Treflan TR-10 according to this supplemental labeling is subject to all use precautions and limitations imposed by the label affixed to the container for Treflan TR-10.

Directions for Use

Treflan* TR-10* herbicide is a preemergence incorporated product that controls weeds as they germinate. Treflan TR-10 will not control established weeds.

Application Timing

Treflan TR-10 may be applied in fall or spring to ground with standing crop stubble or crop residue for weed control in the following crop. When applied in this manner, the first incorporation of Treflan TR-10 must occur within 72 hours after application. The second incorporation must be delayed a minimum of 5 days after the first and may occur any time up to planting. This application is limited to use on ground that has not had a primary tillage treatment following crop harvest. Following application, plant only crops to which Treflan TR-10 may be applied as a preplant incorporated treatment.

Broadcast Application Rates

Refer to the product label for Treflan TR-10 for use directions for specific crops, including application rates and other use information. Apply at the recommended broadcast application rate for the crop, soil texture, and target weed species. When fall applied, use the highest rate in the rate range allowed for the soil texture to be treated.

Incorporation

Incorporate once using minimum tillage equipment such as the rotary harrow, field cultivator, under cutter chisel plow or other suitable tillage implement. It is desirable to loosen and mix surface soil sufficiently to trap Treflan TR-10, but maintain a surface cover of stubble and crop residue sufficient for erosion protection. The second incorporation may occur any time prior to or in conjunction with tillage operations associated with planting.

*Trademark of DowElanco

122-33-092 Approved 03-06-96
initial printing.

Amendments:

ACCEPTED application to standing crop stubble or crop
with COMMENTS and 72 hour incorporation delay.
In EPA Letter Dated

AUG 23 1996

Under the Federal Insecticide,
Fungicide, and Rodenticide Act
as amended, for the pesticide
registered under EPA Reg. No.
62719-131

49/56

Precautions

Carefully follow Special Precautions for Use of Treflan TR-10 on Small Grains in main product label. Carefully follow use directions to minimize potential crop stress. Under certain conditions, delayed crop emergence and/or stand reduction may occur when Treflan TR-10 is applied to barley. The combined effect of certain cultural practices and unfavorable soil or environmental conditions may cause excessive crop seedling stress resulting in retarded crop growth, stand reduction and possibly reduced yield. For best results, observe the following cultural practices or precautions:

- Use tillage methods that provide a uniformly firm seedbed and time tillage operations to conserve moisture.
- Do not exceed recommended application rates for Treflan TR-10. This is particularly important on coarse textured or low organic matter soils.
- Use only high quality seed where Treflan TR-10 is to be applied (avoid use of small seed with low starch reserves).
- If seed treatments are used, apply at the correct rate and uniformly across all seeds. Misapplication may result in reduced germination and/or seedling vigor.
- Avoid use of seed varieties known to have poor seedling (emergence) vigor.
- Do not fall apply Treflan TR-10 in combination with any other preplant incorporated herbicide.

Soil characteristics and environmental conditions which may contribute to crop seedling stress that may be accentuated by use of Treflan TR-10 include:

- Soil related - High salinity, eroded knolls/hilltops, loose dry soils and compaction.
- Weather related - Cold and/or wet soils, excessively hot soils, excessive moisture, drought, and soil crusting from heavy rainfall.

Note: Do not apply Treflan TR-10 on small grains where a dinitroaniline herbicide such as Treflan was applied at a rate recommended for row crops (oil seeds) during the previous growing season.

Rotational Crop Planting Restrictions

Plant only barley (grown under irrigated conditions), rapeseed, safflower or sunflower as a rotational crop in the year following the crop treated with Treflan TR-10. If one of these specified rotational crops is not planted, the land should be left idle or fallow for the entire crop year following the crop treated with Treflan TR-10.

BEST AVAILABLE COPY

Amendment(s):

1. Special Precautions for Use of Treflan TR-10 on Small Grains deleted from supplemental labeling. Users are now referred to the main product label for this information.
2. Minor editing to correct (one or more may apply): reference to "Treflan" as a DowElanco trademark; grammar; punctuation; or use of u/l case.

*Trademark of DowElanco

122-33-045. Approved: 8/23/91
Replaces 122-T2EAG045.

Supplemental Labeling



DowElanco

9330 Zionsville Road

Indianapolis, IN 46268-1054 USA

Treflan* TR-10*

(EPA Reg. No. 62719-131)

(For Distribution and Use Only in the State of Montana)

Spring Applied Treflan for Foxtail (Pigeongrass) Control in Spring Seeded Barley Grown Under Irrigation

ATTENTION

- It is a violation of Federal law to use this product in a manner inconsistent with its labeling.
- This labeling must be in the possession of the user at the time of application.
- Read the label affixed to the container for Treflan TR-10 before applying. Carefully follow all precautionary statements and applicable use directions.
- Use of Treflan TR-10 according to this supplemental labeling is subject to all use precautions and limitations imposed by the label affixed to the container for Treflan TR-10.

Directions for Use

Treflan* TR-10* herbicide may be spring applied as a preplant incorporated treatment for foxtail (pigeongrass) control in spring seeded barley grown under irrigated conditions in Montana. Treflan TR-10 may be applied to ground that has a manageable trash level or has been fallowed or pretilled. The first incorporation is required within 24 hours after application. The second incorporation is required prior to planting to destroy emerged weeds and to ensure even distribution of Treflan TR-10 in treated soil. For best weed control results, the second incorporation should occur ~~at least 7~~ a minimum of 5 days after the first.

Broadcast Application Rate: Apply Treflan TR-10 at a rate of 5 pounds per acre regardless of soil texture or soil organic matter content. Do not exceed this application rate as crop injury may occur.

Incorporation Directions

The following tools are recommended for soil incorporation:

1. **Chisel Plow alone or Chisel Plow with a Rod Weeder attached:** A chisel plow alone should be used for the first incorporation pass only. With rod weeder attached, the chisel plow may be used for both incorporation passes. Operate 4 to 5 inches deep and at 4 to 6 mph. A chisel plow is defined as having three rows of up to 18 inch sweeps on no greater than 12 inch centers. Stagger successive rows of sweeps to ensure that no soil is left unturned.
2. **Tandem Disc:** Operate 3 to 4 inches deep and at 4 to 6 mph.
3. **Field Cultivator:** Operate 3 to 4 inches deep and at 5 or more mph. A field cultivator is defined as having 3 to 4 rows of sweeps with "C" or "S" shaped shanks spaced at intervals of 7 inches or less. Stagger successive rows of sweeps to ensure that no soil is left unturned.

Planting Directions

Plant barley 1 to 2 inches deep. Planting greater than 2 inches deep will result in increased seedling stress and decreased emergence.

Irrigation Directions

Irrigate prior to planting, or after crop emergence only. Irrigation between planting and emergence may cause reduced crop stands or delayed emergence because of soil crusting, especially on loose friable seedbeds.

BEST AVAILABLE COPY

ACCEPTED
with COMMENT
In EPA Letter

AUG 23 1993

Under the Federal Insecticide,
Fungicide, and Rodenticide Act
as amended, for the pesticide
registered under EPA Reg. No.

62719-131

5/5/56

Supplemental Labeling



DowElanco

9330 Zionsville Road

Indianapolis, IN 46268-1054 USA

Treflan* TR-10*

EPA Reg. No. 62719-131

For Distribution and Use Only in the State of Texas

Fall Application to Fine Textured Soils for Weed Control in Cotton to be Grown the Following Year

ATTENTION

- It is a violation of Federal law to use this product in a manner inconsistent with its labeling.
- This labeling must be in the possession of the user at the time of application.
- Read the label affixed to the container for Treflan TR-10 before applying. Carefully follow all precautionary statements and applicable use directions.
- Use of Treflan TR-10 according to this supplemental labeling is subject to all use precautions and limitations imposed by the label affixed to the container for Treflan TR-10.

Directions for Use

Apply Treflan* TR-10* herbicide to fine textured soils in the fall ~~between after~~ September 1 and October 15 for weed control in Cotton to be grown the following year. Fine textured soils include clay, clay loam, silty clay loam[†], silty clay, sandy clay, and sandy clay loam[†] soil textures. Follow application and incorporation directions on the label for Treflan TR-10.

Broadcast Application Rates:

Soil Texture	Treflan TR-10 (pounds/acre)
Fine Soils Only	20.0

[†]Silty clay loam and sandy clay loam soils are transitional and may be classified as either medium or fine textured soils if they contain predominantly silt or sand, respectively. For details, refer to "Soil Texture Guide for Application Rates" in the "General Information" section of the label for Treflan TR-10.

ACCEPTED
with COMMENTS
In EPA Letter Dated

AUG 23 1996

Under the Federal Insecticide,
Fungicide, and Rodenticide Act
as amended, for the pesticide
registered under EPA Reg. No.
62719-131

BEST AVAILABLE COPY

*Trademark of DowElanco

122-33-40-10 Approved: 09/23/91
Replaces 122-T2EAG040.

Revisions:

1. Fall application period extended from October 15
2. Minor editing to correct (one or more may apply):
reference to "Treflan" as a DowElanco trademark;
grammar; punctuation; or use of w/l case.

Supplemental Labeling



5/2/96

DowElanco

9330 Zionsville Road

Indianapolis, IN 46268-1054 USA

Treflan* TR-10*

EPA Reg. No. 62719-131

**Treflan TR-10 for Partial Control or Suppression of Annual Brome Species
(Cheatgrass, Downy Brome, Japanese Brome, Hairy Chess)
and Jointed Goatgrass in Winter Wheat in Colorado, Kansas, Nebraska,
Oklahoma, South Dakota, Texas and Wyoming**

ATTENTION

- It is a violation of Federal law to use this product in a manner inconsistent with its labeling.
- This labeling must be in the possession of the user at the time of application.
- Read the label affixed to the container for Treflan TR-10 before applying. Carefully follow all precautionary statements and applicable use directions.
- Use of Treflan TR-10 according to this supplemental labeling is subject to all use precautions and limitations imposed by the label affixed to the container for Treflan TR-10.

Directions for Use

Treflan* TR-10* herbicide may be applied as a preplant incorporated treatment for **partial control or suppression** of annual Brome species (cheatgrass, downy brome, Japanese brome, hairy chess) and jointed goatgrass in winter wheat in Colorado, Kansas, Nebraska, and Wyoming. Apply Treflan TR-10 anytime during a period from three (3) weeks before planting up to immediately prior to planting.

Broadcast Rates Per Acre¹

Soil Texture	Treflan TR-10 (pounds)
Course	5.0 - 7.5
Medium	5.0 - 7.5
Fine	7.5

¹Use the higher rate in the rate range where heavy weed populations are anticipated or where medium to high crop residues are present.

Incorporation and Planting Directions: Treflan TR-10 should be incorporated with tillage equipment such as a flexible tine-tooth harrow or springtooth harrow that mixes the soil no more than 1-2 inches deep. The grain drill (disc drill or hoe drill) can serve as the incorporation implement. Do not use discs, undercutters or field cultivators for incorporation. Incorporate one time within 24 hours after application. Use a grain drill that will place the seed below the zone of soil into which Treflan TR-10 has been incorporated.

One pass incorporation is adequate; however, where the grain drill is used as the incorporation tool, mounting a springtooth harrow in front of the drill can enhance performance. Where a tillage tool is used to incorporate prior to planting, **the wheat must be seeded below the soil treated with Treflan TR-10** or crop injury may result. The wheat seed should be placed at least 1 1/2 - 2 inches deep.

ACCEPTED
with COMMENTS
In EPA Letter Dated

AUG 23 1996

Under the Federal Insecticide,
Fungicide, and Rodenticide Act
as amended, for the pesticide
registered under EPA Reg. No.

62719-131

(continued on back)

53/56

Precautions:

- Crop injury in the form of delayed emergence and development may result from planting wheat in direct contact with treated soil.
- Do not incorporate with undercutters, field cultivators, chisel plows or discs. Any implement that incorporates Treflan TR-10 deeper than the planting depth of wheat will contribute to crop injury.
- Use of seeding equipment that does not place the seed below the Treflan TR-10 treated soil layer will result in crop injury.
- Use of Treflan TR-10 in accordance with this label may result in stand reduction.
- Heavy rainfall prior to wheat emergence can cause soil compaction and soil crusting resulting in delayed emergence, stand reduction, stunting and yield loss.

BEST AVAILABLE COPY

*Trademark of DowElanco

122-33-032-10 Approved 09/01/89
Replaces 122-T2EAG032.

Revisions:

1. Minor editing to correct (one or more may apply):
reference to "Treflan" as a DowElanco trademark;
grammar; punctuation; or use of u/l case.

Supplemental Labeling

3/1/96



DowElanco 9330 Zionsville Road Indianapolis, IN 46268-1054 USA

Treflan* TR-10*

EPA Reg. No. 62719-131

(For Distribution and Use Only in the State of Montana)

Treflan TR-10 for Weed Control in Rapeseed (Canola), Crambe Safflower and Sunflower

ATTENTION

- It is a violation of Federal law to use this product in a manner inconsistent with its labeling.
- This labeling must be in the possession of the user at the time of application.
- Read the label affixed to the container for Treflan TR-10 before applying. Carefully follow all precautionary statements and applicable use directions.
- Use of Treflan TR-10 according to this supplemental labeling is subject to all use precautions and limitations imposed by the label affixed to the container for Treflan TR-10.

Directions for Use

Apply and incorporate Treflan* TR-10* herbicide in the fall after September 1 or in the spring before planting. Make only one application of Treflan TR-10 per crop cycle. Follow soil preparation, application and incorporation instructions in the product label for Treflan TR-10.

Broadcast Application Rates Per Acre:

Soil Texture	Treflan TR-10 (pounds)
Coarse	5.0
Medium	7.5
Fine	10.0

Use 7.5 to 10.0 pounds of Treflan TR-10 per acre on coarse and medium soils with 2-5% organic matter.

Precautions

Rotational Crop Planting Restriction: Plant only spring seeded barley (grown under irrigated conditions), rapeseed (canola), crambe, safflower or sunflower as rotational crops in the crop year following the crop treated with Treflan TR-10. If one of these specified crops is not planted, the land should be left idle or fallow for the entire crop year following the crop treated with Treflan TR-10.

ACCEPTED
with COMMENTS
In EPA Letter Dated

AUG 23 1996

Under the Federal Insecticide,
Fungicide, and Rodenticide Act
as amended, for the pesticide
registered under EPA Reg. No. 62719-131

Amendment(s)
Use on crambe, approved by EPA on 03/30/93,
added to supplemental labeling.

*Trademark of DowElanco

122-33-061-10
Replaces 122-33-061.

2. Minor editing to correct (one or more may apply): reference to "Treflan" as a DowElanco trademark; grammar; punctuation; or use of u/l case.

15/52

In this submission, the following uses/supplemental labels, previously accepted by EPA, have been added to the main product label for Treflan TR-10:

1. **Chicory** (*Cichorium intybus* or *Cichorium endiva*) (Approved 06/29/92). Supplemental labeling clarifies plant species defined as chicory and uses of plant parts.
2. **Beans:** Rate range added to rate table (previously approved for Treflan TR-10 by notification in submission dated 02/03/93).
3. **Cotton:** Treflan TR-10 for Weed Control in Conservation Tillage Cotton (Approved 09/11/91).
4. **Kenaf:** Treflan TR-10 as a Preplant Incorporated Treatment for Weed Control in Kenaf (Approved 02/04/92).
5. **Peas - Dry and English Peas:** Rate range added to rate table (previously approved for Treflan TR-10 by notification in submission dated 02/03/93).
6. **Rapeseed (Canola) and Crambe:** Treflan for Weed Control in Rapeseed (Canola) (Approved 2/4/92). Note: Use on crambe now added to this section (Approved 03/30/93).
7. **Small Grains:** (1) Treflan TR-10 Applied in Spring, Preplant Incorporated, for Suppression of Foxtail (Pigeongrass) in Spring Wheat or Durum (Separate supplemental labels Approved 10/25/90). Note: Geographic restriction, use rate and time required before second incorporation are being revised. (2) Treflan TR-10 Fall Applied, Preplant Incorporated, for Suppression of Foxtail (Pigeongrass) in Durum and Spring Wheat (Approved 8/23/91).
8. **Soybean:** Treflan for Weed Control in Soybeans Grown Under Reduced or Conservation Tillage (Approved 03/24/93).

The following supplemental labels were previously accepted by EPA and are attached to make this labeling totally inclusive of all labeled uses for Treflan TR-10. (Note: These labels contain minor editing to correct (one or more may apply): reference to "Treflan" as a DowElanco trademark; grammar; punctuation; and use of upper/lower case). Because of their insignificance, these changes are not indicated by underlining and strike-through notations. The first three (3) supplemental labels in the following list contain additional significant changes (added text is underlined and deleted text denoted by ~~strike-through~~):

1. Fall Application to Fine Textured Soils for Weed Control in Cotton to be Grown the Following Year (EPA-accepted 09/23/91)
2. Treflan for Weed Control in Rapeseed, (Canola), Crambe, Safflower and Sunflower (For Distribution and Use Only in the State of Montana) Note: Crambe being added to this previously accepted supplemental label as per EPA-accepted supplemental labeling dated 03/30/93.
3. Spring Applied Treflan for Foxtail (Pigeongrass) Control in Spring Seeded Barley Grown Under Irrigation (For Distribution and Use Only in the State of Montana) (EPA-accepted 08/23/91)
4. Treflan for Partial Control or Suppression of Annual Brome Species (Cheatgrass, Downy Brome, Japanese Brome, Hairy Chess) and Jointed Goatgrass in Winter Wheat in Colorado, Kansas, Nebraska, Oklahoma, South Dakota, Texas and Wyoming (EPA-accepted 09/01/89)
5. Weed Control in Potatoes (Not for Use in the State of Maine) (EPA-accepted 08/23/91)
6. Use Rates for Fall Application Prior to Planting Cotton or Soybeans in the Spring (For Use Only in Arkansas, Louisiana and Mississippi) (EPA-accepted 03/24/93)
7. Green Foxtail (Pigeongrass) Resistance to Dinitroaniline Herbicides Including Treflan, Identified in the State of North Dakota (For Distribution and Use Only in the State of North Dakota) (EPA-accepted 04/20/94)

*Trademark of DowElanco

BEST AVAILABLE COPY



56/56

Treflan* TR-10*

EPA Reg. No. 62719-131

Registration Notes:

Current label text based on EPA-accepted copy dated 08/23/91 and EPA-accepted WPS revisions dated 10/25/93.

Label Changes by Amendment:

1. **Minor editing:** Minor wording changes to achieve consistency between Treflan TR-10 and other Treflan end-use herbicides.
2. **Rotational Crop Restrictions:** Correct heading to read "Proso Millet, Corn, Sorghum (Milo), Oats And Annual Or Perennial Grass Crops Or Grass Mixtures". Clarified restrictions in "all other areas receiving more than 20 inches of rainfall and irrigation".
3. **Incorporation Directions:** Revised timing of second incorporation.
4. **Incorporation Equipment:** The rolling cultivator can be used to incorporate Treflan TR-10 on fine textured soils. Text limiting use to coarse and medium soils was deleted.
5. **Weeds List:** (1) Added the weeds "common waterhemp" and "tall waterhemp" under Pigweed/Amaranthus spp.; (2) deleted claim for control of wild oats; and (3) added Palmer amaranth (suppression only).
6. **Beans - Dry and Fresh Beans/Peas:** Recommendation clarified to be more inclusive of different types of beans.
7. **Corn:** (1) Application timing clarified; (2) Added PHI and maximum height for postemergence application per EPA review of 02/08/93.
8. **Cotton:** (1) Clarified application timing for postemergence treatments. (2) Use in Nevada deleted under fall application instructions; (3) Simplified recommendations for sequential overlay or postemergence herbicide applications following Treflan TR-10.
9. **Cucurbits:** (1) Language limiting use to certain species of cucurbits deleted; (2) Added PHI for use in cucurbits per EPA review of 02/08/93.
10. **Forage Legumes:** Section deleted
11. **Grain Sorghum:** Added maximum crop height limitation for postemergence application per EPA review of 02/08/93.
12. **Onions:** Added post emergence incorporated application for dry bulb onions (previously approved for other Treflan end-use herbicides on dry bulb onions).
13. **Peanuts:** Restriction to "Spanish Peanuts, Florunner and Florigiant Varieties" deleted from heading for peanuts.
14. **Potatoes:** Use on potatoes removed from main label. **Use on potatoes will be maintained as a supplemental label.**
15. **Small Grains:** (1) Revised "Note" under "Special Use Precautions for Use of Treflan TR-10 on Small Grains" prohibiting application where more than 0.5 lb ai/A of a dinitroaniline herbicide was applied during the previous growing season. (2) Recommended planting depth for small grains, unless otherwise stated, changed to "approximately 1.5 inches"; (3) Time delay before the second incorporation of Treflan TR-10 revised to "a minimum of 5 days" for all uses on small grains. (4) Added new uses for small grains from previously approved supplemental labeling (see item 7 in following section).
16. **Soybean:** (1) Added a Special Use Programs section for weed control under reduced or conservation tillage from previously approved supplemental labeling. (2) Simplified recommendations for sequential overlay or postemergence herbicide applications following Treflan TR-10.
17. **Tomato:** Added application as a post-transplant incorporated treatment.
18. **Tree and Vine Crops:** (1) Minor wording changes for clarity; (2) The statement **Note:** Do not use more than 10.0 lb/acre on heat-treated grape rootings" changed to "**Note:** Do not use more than 10.0 lb/acre on mist-propagated grape rootings."

BEST AVAILABLE COPY