

A1A / Lentrek WT / Amendment / 09-25-95
file: I069s95d.doc

Lentrek* WT

EPA Reg. No. 62719-69

Proposed Label Amendment: Current label text based on EPA-accepted copy dated 03/13/87 and the following changes by notification of October 27, 1994.


1. Label reformatted in accordance with DowElanco transfer.
2. Ingredients statement revised to include "Total 100.0%".
3. Environmental Hazards section revised in accordance with PR Notices 93-3 and 93-8.

Proposed Amendments:

1. Revised Sale Copy
2. Physical Chemical Hazards: The word combustible deleted from Physical and Chemical Hazards text. The correct language for the flash point range for this product according to 40 CFR part 156.10 is "Do not use or store near heat or open flame."
3. Revised use directions: (1) Added "General Information" section; (2) Added "Handling Procedures" section; (3) Provided separate tables for dilution of Lentrek WT in water or oil; (4) Added "Tank Mixing" section; (5) Elaboration of use directions for dip, spray and brush, and pressure treatments; and (6) Addition of use instructions for "In-Place Treatment of Utility Poles and Fence Posts".

*Trademark of DowElanco

ACCEPTED
DEC 06 1995
 Under the Federal Insecticide,
 Fungicide, and Rodenticide Act,
 as amended, for the pesticide
 registered under
 EPA Reg. No. 62719-69



2 7 10

(Base label):

(logo) DowElanco

Lentrek* WT

For control of wood-infesting insects in lumber, logs, and other wood products. For industrial and commercial use only.

Active Ingredient:

chlorpyrifos: O,O-diethyl O-(3,5,6-trichloro-2-pyridinyl) phosphorothioate.....	44.9%
Inert Ingredients.....	55.1%
Total	100.0%

Contains 4 pounds of chlorpyrifos per gallon.

Precautionary Statements

Hazards to Humans and Domestic Animals

Keep Out of Reach of Children

WARNING AVISO

Precaucion al usuario: Si usted no lee inglés, no use este producto hasta que la etiqueta le haya sido explicada ampliamente.

May Be Fatal If Swallowed • Excessive Absorption Through Skin May Be Fatal • Causes Substantial But Temporary Eye Injury • Causes Skin Irritation

Do not get in eyes, on skin, or on clothing. Avoid breathing vapors and spray mist. Handle concentrate in a ventilated area. Wear eye protection. Wear protective clothing and chemically resistant gloves when handling. Wash thoroughly with soap and water after handling and before eating or smoking. Remove contaminated clothing and wash before reuse. Keep away from food, feedstuffs, and water supplies.

First Aid

If swallowed: Call a physician or Poison Control Center immediately. Do not induce vomiting. Contains an aromatic petroleum solvent. Do not give anything by mouth to an unconscious person.

If on skin: immediately wash with plenty of soap and water. Get medical attention.

If in eyes: Flush with plenty of water for 15 minutes. Get medical attention.

If inhaled: Remove to fresh air if symptoms of cholinesterase inhibition appear and get medical attention immediately.

Note to physician: Chlorpyrifos is a cholinesterase inhibitor. Treat symptomatically. If exposed, plasma and red blood cell cholinesterase tests may indicate significance of exposure (baseline data are useful). Atropine, only by injection, is the preferable antidote. Oximes, such as 2-PAM/protopar, may be therapeutic if used early; however, use only in conjunction with atropine. In case of severe acute poisoning, use antidote immediately after establishing an open airway and respiration.

3 9 10

Environmental Hazards

This pesticide is toxic to birds and wildlife, and extremely toxic to fish and aquatic organisms. Do not apply directly to water. Drift and runoff from treated areas may be hazardous to aquatic organisms in adjacent aquatic sites. Cover or incorporate spills. Do not contaminate water by cleaning of equipment or disposal of waste

Physical or Chemical Hazards

Combustible—Do not use or store near heat or open flame. Do not cut or weld container.

Refer to label booklet for additional precautionary information and Directions for Use.

Notice: Read the entire label. Use only according to label directions. Before buying or using this product, read "Warranty Disclaimer" and "Limitation of Remedies" inside label booklet.

In case of emergency endangering health or the environment involving this product, call collect 517-636-4400.

Agricultural Chemical: Do not ship or store with food, feeds, drugs or clothing.


EPA Reg. No. 62719-69

EPA Est. 464-MI-1

*Trademark of DowElanco
DowElanco • Indianapolis, IN 46268 U.S.A.

Specialty Insecticide

Net Contents XXX



4 9 10

(Datapack cover):

(logo) DowElanco

Lentrek* WT

For control of wood-infesting insects in lumber, logs, and other wood products. For industrial and commercial use only.

Active Ingredient:

chlorpyrifos: O,O-diethyl O-(3,5,6-trichloro-2-pyridinyl) phosphorothioate.....	44.9%
Inert ingredients.....	55.1%
Total	100.0%

Contains 4 pounds of chlorpyrifos per gallon.

Keep Out of Reach of Children
WARNING AVISO

Precaucion al usuario: Si usted no lee inglés, no use este producto hasta que la etiqueta le haya sido explicada ampliamente.

Refer to label booklet for additional precautionary information and Directions for Use.

Notice: Read the entire label. Use only according to label directions. Before buying or using this product, read "Warranty Disclaimer" and "Limitation of Remedies" inside label booklet.

In case of emergency endangering health or the environment involving this product, call collect 517-636-4400.

Agricultural Chemical: Do not ship or store with food, feeds, drugs or clothing.


EPA Reg. No. 62719-69

EPA Est. 464-MI-1

*Trademark of DowElanco
DowElanco • Indianapolis, IN 46268 U.S.A.

Specialty Insecticide

Net Contents XXX



(Page 1 through end):

Precautionary Statements

Hazards to Humans and Domestic Animals

WARNING

AVISO

Precaucion al usuario: Si usted no lee inglés, no use este producto hasta que la etiqueta le haya sido explicada ampliamente.

May Be Fatal If Swallowed • Excessive Absorption Through Skin May Be Fatal • Causes Substantial But Temporary Eye Injury • Causes Skin Irritation

Do not get in eyes, on skin, or on clothing. Avoid breathing vapors and spray mist. Handle concentrate in a ventilated area. Wear eye protection. Wear protective clothing and chemically resistant gloves when handling. Wash thoroughly with soap and water after handling and before eating or smoking. Remove contaminated clothing and wash before reuse. Keep away from food, feedstuffs, and water supplies.

First Aid

If swallowed: Call a physician or Poison Control Center immediately. Do not induce vomiting. Contains an aromatic petroleum solvent. Do not give anything by mouth to an unconscious person.

If on skin: Immediately wash with plenty of soap and water. Get medical attention.

If in eyes: Flush with plenty of water for 15 minutes. Get medical attention.

If inhaled: Remove to fresh air if symptoms of cholinesterase inhibition appear and get medical attention immediately.

Note to physician: Chlorpyrifos is a cholinesterase inhibitor. Treat symptomatically. If exposed, plasma and red blood cell cholinesterase tests may indicate significance of exposure (baseline data are useful). Atropine, only by injection, is the preferable antidote. Oximes, such as 2-PAM/protopam, may be therapeutic if used early; however, use only in conjunction with atropine. In case of severe acute poisoning, use antidote immediately after establishing an open airway and respiration.

Environmental Hazards

This pesticide is toxic to birds and wildlife, and extremely toxic to fish and aquatic organisms. Do not apply directly to water. Drift and runoff from treated areas may be hazardous to aquatic organisms in adjacent aquatic sites. Cover or incorporate spills. Do not contaminate water by cleaning of equipment or disposal of waste.


Physical or Chemical Hazards

Combustible—Do not use or store near heat or open flame. Do not cut or weld container.

Directions for Use

It is a violation of Federal law to use this product in a manner inconsistent with its labeling. Read all Directions for Use carefully before applying.

Do not formulate this product into other end-use products.



6 7 10

Storage and Disposal

Do not contaminate water, food, or feed by storage or disposal.

Storage: Store in original container in secured dry storage area. Prevent cross-contamination with other pesticides and fertilizers. Do not store above 100°F for extended periods of time. Storage below 20°F may result in formation of crystals. If product crystallizes, store at 50° to 70°F and agitate to redissolve crystals. If container is damaged or spill occurs, use product immediately or dispose of product and damaged container as indicated below.

Pesticide Disposal: Pesticide wastes are toxic. Improper disposal of excess pesticide, spray mixture, or rinsate is a violation of federal law. If these wastes cannot be disposed of by use according to label instructions, contact your State Pesticide or Environmental Control Agency, or the Hazardous Waste Representative at the nearest EPA Regional Office for guidance.

Metal Container Disposal: Triple rinse (or equivalent). Then offer for recycling or reconditioning, or puncture and dispose of in a sanitary landfill or by other procedures approved by state and local authorities.

Plastic Container Disposal: Triple rinse (or equivalent). Then puncture and dispose of in a sanitary landfill, or incineration, or, if allowed by state and local authorities, by burning. If burned, stay out of smoke.

Mixing and Application Directions

Treatment of Preconstruction Lumber

General Information

Lentrek WT insecticide can be diluted with water or suitable base oil. To prepare the mixture, dilute Lentrek WT as shown in the following dilution chart.

Dilution Chart

Dilution of Mixture Desired	Gallons of Lentrek WT to Use	
	0.5% Spray	1.0% Spray
Oil or Water-Based Mixture		
50	1/2	1
100	1	2
250	2 1/2	5
500	5	10
1000	10	20

General Information

Lentrek* WT insecticide is an emulsifiable concentrate that can be diluted with water or a suitable base oil (such as mineral spirits) to protect lumber, logs, pallets, poles, posts, wooden containers, and ... processed wood products (such as chips and composite materials) from insect attack. Applications may be made by dipping, brushing, spraying, or by pressure treatment. For longer control use the higher use rates and/or apply by pressure treating.

Wood destroying insects are often very small. Therefore complete coverage of the wood product is essential for optimal control. Application by dipping, spraying, or brushing is a surface treatment. Milling or cutting surface treated wood may expose unprotected wood for insect attack. Where control of wood rotting or staining organisms is desired, an appropriate fungicide will need to be added to the treatment solution or applied separately.

Handling Procedures

Wear protective clothing including eye protection and chemically resistant gloves when using this product to reduce exposure to eyes and skin.

To avoid breathing spray mist during application in confined areas wear a mask or respirator of a type recommended by NIOSH for filtering spray mists.

Wood can be safely handled without the use of protective clothing when dry. Refer to respective safety information concerning handling precautions for cobioicides and/or solvents.

Mixing Directions

Dilute Lentrek WT with water or suitable oil according to the tables below. Agitate during filling to ensure uniform mixing.

Table 1 - Dilution Chart

Gallons of Mixture Desired	Gallons of Lentrek WT needed for Water-Based Mix		
	0.5%	1.0%	2.0%
50	0.6	1.1	2.2
100	1.1	2.2	4.4
250	2.7	5.3	10.6
500	5.3	10.6	21.3
1000	10.6	21.3	42.6

Table 2 - Dilution Chart

Gallons of Mixture Desired	Gallons of Lentrek WT needed for Oil-Based Mixt		
	0.5%	1.0%	2.0%
50	0.4	0.8	1.7
100	0.9	1.7	3.3
250	2.1	4.2	8.3
500	4.2	8.3	16.7
1000	8.4	16.7	33.2

†Assumes oil weighs 6.5 lbs/gallon

Tank Mixing

Unless prohibited by a product's label, users can tank mix pesticides currently labeled for similar use patterns. It is always recommended that a small jar compatibility test using proper proportions of chemicals and water be run to check for chemical compatibility prior to tank mixing.

Directions For Application

To protect unseasoned or seasoned lumber and logs from wood destroying insects, such as termites, carpenter ants and beetles (ambrosia, powder post, old house borers and others), treat the wood with up to 1.0% dilution of chlorpyrifos. This dilution can be applied by spraying, brushing, dipping or pressure treatment. Monitoring of the treating mixture may be necessary to insure that the desired level of chlorpyrifos is maintained. Wear protective clothing and chemically resistant gloves during treatment and when handling freshly treated wet wood. Wood can be safely handled after treatment when dry.

1. Dip Treatment: Rates of 0.5% to 1.0% are recommended for dip treatments to insure adequate retention. The wood should be totally submerged in the dilution until thoroughly wet and then allowed to dry in a suitable location. Dipping solutions to which Lentrek WT has been added should be agitated before use if left unused for a period of time.

2. Pressure Treatment: Rates of 0.25% to 0.5% are recommended for adequate penetration and retention. After the pressure is released and the system drained, the wood should be placed in a suitable location for drying.

3. Spray Treatment and Brush Treatment: Rates of 0.5% to 1.0% are recommended for spray and brush treatments. The wood should be sprayed or brushed thoroughly, including back and ends, with the treatment mixture.

Directions For Application

To control wood infesting insects such as termites, carpenter ants, ambrosia beetles (*Scolytidae*), powder-post beetles (*Lyctidae*), false powder-post beetles (*Bostrichidae*), deathwatch beetles (*Anobiidae*), old-house borers (*Cerambycidae*), and others treat the wood with up to a 1% dilution of chlorpyrifos. Use up to a 2% dilution for certain utility pole and post treatments. Monitoring of the treating solution may be necessary to insure that the desired level of chlorpyrifos is maintained, particularly where the treating solution may be used for an extended time period.

Dip, spray, and brush treatments are intended to kill localized infestations of workers and winged reproductive forms of termites and to prevent infestation for a temporary period. These applications are not intended as a substitute for soil or pressure treatments.

Dip Treatment

Beetles, wood-infesting ants, and termites may be controlled in freshly cut lumber, wooden containers, millwork, pallets, and processed wood products by dipping. Use rates up to 1%. Rates of 0.5% to 1% are recommended to ensure residual protection. The wood should be totally submerged in the dilution until thoroughly wet (minimum 3 minutes) and then allowed to dry in a suitable location. Dipping solutions should be monitored to ensure the desired level of chlorpyrifos is maintained. Dipping solutions should be agitated if left unused for a period of time (such as overnight). For optimal performance and economy, avoid heavy buildup of wood debris in dip tanks as chlorpyrifos may bind to the debris and thus reduce the strength of the dilution.

Spray Treatment and Brush Treatment

Beetles, wood-infesting ants, and termites may be controlled in lumber, logs, wooden containers, millwork, poles, posts, and processed wood products by spraying or brushing. A 0.5% to 1% dilution is recommended for maximum efficacy. The wood should be sprayed or brushed thoroughly, including backs and ends, with the treatment mixture. Apply to surfaces, voids, and channels where insects may be located. When spraying, use a sprayer capable of delivering a coarse, low pressure (about 20 psi) spray. On logs, ensure thorough bark coverage as untreated areas are subject to insect attack. When treating processed wood products Lentrek may be sprayed onto wood chips (wood particles) or mixed with compatible adhesive. The Lentrek/adhesive mixture may be applied by methods suitable for application of the adhesive (such as spraying, rollers, or blending). Test compatibility and application method on a small scale prior to full scale production.

Pressure Treatment

For maximum, long-term control of beetles, wood-infesting ants and termites in lumber, wooden containers, millwork, pallets, processed wood products, utility poles and fence posts apply by pressure treatment. Combine with an appropriate fungicide for control of wood-decay organisms. Lentrek may be applied in either oil-borne or water-borne systems. Treat to attain a minimum retention of 0.0175 pcf (pounds per cubic foot) in the appropriate assay zone. Depending upon the treatment process, this usually requires a .025% to 1% dilution. Use lower concentrations for full-cell treatments and higher concentrations for empty-cell treatment.

9 7 10

In-Place Treatment of Utility Poles and Fence Posts

Preventative Treatment: For the preventative control of termites when placing a pole or post in service, use a 1% to 2% dilution. After pole or post hole has been dug, mix the dilution with the soil as it is being replaced to a depth of approximately 10 inches. Place pole or post on top of this layer. Mix the remaining soil fill with treatment solution while back-filling the hole. The treated soil zone around the post or pole should be approximately 6 inches wide. Soil for the base layer and back-fill of each pole or post should be treated at a rate of 4 gallons of dilution per 10 cubic feet of soil.

Remedial Treatment: To control existing infestations of termites or to prevent infestation of poles and posts already in place, use a 1% to 2% dilution. The solution should be injected into termite galleries or channels in the wood. For maximum protection, injection sites should be at or below ground level.

Poles and posts may also be treated by rodding down to the base. Rod holes should be placed approximately 3 inches away from the pole and about 6 inches apart. Inject approximately 12 fluid ounces of dilution per foot of depth into each rod hole.

It may be appropriate to use one or both treatment techniques depending upon the specific circumstances at the work site (such as soil type). Retreatment may be made any time there is evidence of reinfestation, disruption, or loss of the barrier due to construction, excavation, landscaping, etc. Annual retreatment is prohibited unless reinfestation or barrier disruption has occurred.

Warranty Disclaimer

DowElanco warrants that this product conforms to the chemical description on the label and is reasonably fit for the purposes stated on the label when used in strict accordance with the directions, subject to the inherent risks set forth below. DowElanco MAKES NO OTHER EXPRESS OR IMPLIED WARRANTY OF MERCHANTABILITY OR FITNESS FOR A PARTICULAR PURPOSE OR ANY OTHER EXPRESS OR IMPLIED WARRANTY.

Inherent Risks of Use

It is impossible to eliminate all risks associated with use of this product. Plant injury, lack of performance, or other unintended consequences may result because of such factors as use of the product contrary to label instructions (including conditions noted on the label, such as unfavorable temperature, soil conditions, etc.), abnormal conditions (such as excessive rainfall, drought, tornadoes, hurricanes), presence of other materials, the manner of application, or other factors, all of which are beyond the control of DowElanco or the seller. All such risks shall be assumed by buyer.

Limitation of Remedies

The exclusive remedy for losses or damages resulting from this product (including claims based on contract, negligence, strict liability, or other legal theories), shall be limited to, at DowElanco's election, one of the following:

1. Refund of purchase price paid by buyer or user for product bought, or
2. Replacement of amount of product used

DowElanco shall not be liable for losses or damages resulting from handling or use of this product unless DowElanco is promptly notified of such loss or damage in writing. In no case shall DowElanco be liable for consequential or incidental damages or losses.

The terms of the "Warranty Disclaimer" above and this "Limitation of Remedies" cannot be varied by any written or verbal statements or agreements. No employee or sales agent of DowElanco or the seller is authorized to vary or exceed the terms of the "Warranty Disclaimer" or this "Limitation of Remedies" in any manner.

10 of 10

*Trademark of DowElanco
EPA-Accepted / /

