

Reg # 62719-34

PM-17

1717

page 1

printed November 18, 1994

## Lorsban\* 15G

EPA Reg. No. 62719-34

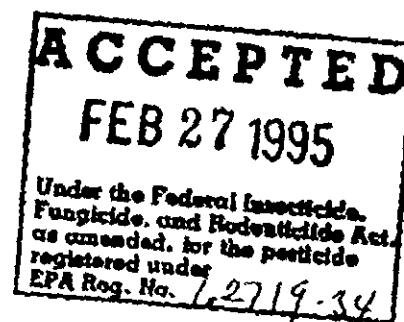
Proposed Label Amendment: Current label text based on EPA-accepted copy 05/27/93 and EPA-accepted WPS revisions dated 11/29/93.

### Proposed Amendments (10/94):

1. Spanish/English WSP statement added to label.
2. Corn Field, Popcorn, Sweet Corn (including corn grown for seed): Revised application timing and use rates for European and southwestern corn borer.
3. Peanuts: Added directions for control of burrowing bug.
4. Sugar Beets (root maggot): Revised use rates for At Plant Band Treatment and added recommendation for use of Lorsban-4E to augment control if initial adult fly activity indicates higher than anticipated populations are present.
5. Table 1: Added information for rate of 4.5 ounces per 1000 feet of row to rate Table 1 on page 14.

\*Trademark of DowElanco

[Editor's note: Added text is underlined and deleted text is denoted by ~~strike-through~~.]



BEST AVAILABLE COPY

2517  
7

[Editor's note: Added text is underlined and deleted text is denoted by ~~strike-through~~.]  
(Container Label)

(logo) DowElanco

**Lorsban\* 15G**

For control of various insects infesting certain field and vegetable crops.

**Active Ingredient:**

|   |        |
|---|--------|
| chlorpyrifos: O,O-diethyl O-(3,5,6-trichloro-2-pyridinyl) |        |
| phosphorothioate.....                                     | 15.0%  |
| Inert Ingredients .....                                   | 85.0%  |
| Total .....   | 100.0% |

**Precautionary Statements**

**Hazards to Humans and Domestic Animals**

Keep Out of Reach of Children

**CAUTION**

Si usted no entiende la etiqueta, busque a alguien para que se la explique a usted en detalle.

(If you do not understand the label, find someone to explain it to you in detail.)

Harmful If Swallowed • Causes Eye Irritation

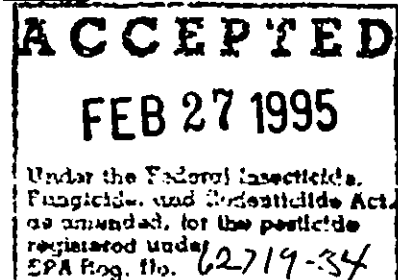
Avoid contact with eyes, skin, and clothing. Avoid breathing dusts.

**Personal Protective Equipment (PPE)**

Applicators and other handlers must wear:

- Long-sleeved shirt and long pants
- Shoes plus socks

Follow manufacturer's instructions for cleaning/maintaining PPE. If no such instructions for washables, use detergent and hot water. Keep and wash PPE separately from other laundry.

**User Safety Recommendations**

Users should:

- Wash hands before eating, drinking, chewing gum, using tobacco or using the toilet.
- Remove clothing immediately if pesticide gets inside. Then wash thoroughly and put on clean clothing.

**First Aid**

~~This product is an Organophosphate and is a cholinesterase inhibitor.~~

**If swallowed:** Call a physician or Poison Control Center. Drink 1 or 2 glasses of water and induce vomiting by touching back of throat with finger. Do not induce vomiting or give anything by mouth to an unconscious person.

**If in eyes:** Flush with plenty of water for 5 minutes. Get medical attention if irritation persists.

**If on skin:** Wash with plenty of soap and water. Get medical attention if irritation persists.

**Note to Physicians:** Chlorpyrifos is a cholinesterase inhibitor. Treat symptomatically. If exposed, plasma and red blood cell cholinesterase tests may indicate significance of exposure (baseline data are useful). Atropine, only by injection, is the preferable antidote. Oximes, such as 2-PAM/protopam, may be therapeutic if used early; however, use only in conjunction with atropine. In case of severe acute poisoning, use antidote immediately after establishing an open airway and respiration.

**Environmental Hazards**

This pesticide is toxic to birds and wildlife, and extremely toxic to fish and aquatic organisms. Do not apply directly to water. Drift and runoff from treated areas may be hazardous to aquatic organisms in adjacent aquatic sites. Cover or incorporate spills. Do not contaminate water when disposing of equipment washwaters.

**BEST AVAILABLE COPY**

### Directions for Use

It is a violation of Federal law to use this product in a manner inconsistent with its labeling. Read all Directions for Use carefully before applying.

Do not apply this product in a way that will contact workers or other persons, either directly or through drift. Only protected handlers may be in the area during application. For any requirements specific to your state or tribe, consult the agency responsible for pesticide regulation.

### Agricultural Use Requirements

Use this product only in accordance with its labeling and with the Worker Protection Standard, 40 CFR part 170. This Standard contains requirements for the protection of agricultural workers on farms, forests, nurseries, and greenhouses, and handlers of agricultural pesticides. It contains requirements for training, decontamination, notification, and emergency assistance. It also contains specific instructions and exceptions pertaining to the statements on this label about personal protective equipment (PPE), and restricted entry interval. The requirements in this box only apply to uses of this product that are covered by the Worker Protection Standard.

Do not enter or allow worker entry into treated areas during the restricted entry interval (REI) of 12 hours.

PPE required for early entry to treated areas that is permitted under the Worker Protection Standard and that involves contact with anything that has been treated, such as plants, soil, or water, is:

- Coveralls
- Waterproof gloves
- Shoes plus socks

### Storage And Disposal

Do not contaminate water, food or feed by storage or disposal. Open dumping is prohibited.

**Pesticide Disposal:** Wastes resulting from the use of this product may be disposed of on site or at an approved waste disposal facility.

**Container Disposal:** Completely empty bag into application equipment. Then dispose of empty bag in a sanitary landfill or by incineration or, if allowed by state and local authorities, by burning. If burned, stay out of smoke.

Refer to label booklet in pocket of bag for additional precautionary information and Directions for Use.

**Notice:** Read the entire label. Use only according to label directions. Before buying or using this product, read "Warranty Disclaimer" and "Limitation of Remedies" inside label booklet.

In case of an emergency endangering health or the environment involving this product, call collect 517-636-4400.

**Agricultural Chemical:** Do not ship or store with food, feeds, drugs or clothing.

U.S. Patent 4,380,537

EPA Reg. No. 62719-34

EPA Est. \_\_\_\_\_

45405

900-001812

\*Trademark of DowElanco  
DowElanco • Indianapolis, IN 46268 U.S.A.

**Granular Insecticide**

**BEST AVAILABLE COPY**

4317

(LORSBAN 15G stand alone booklet)

(Front Cover)

(logo) DowElanco

# **Lorsban\* 15G**

**For control of various insects infesting certain field and vegetable crops.**

## **Active Ingredient:**

|   |        |
|---|--------|
| chlorpyrifos: O,O-diethyl O-(3,5,6-trichloro-2 pyridinyl) |        |
| phosphorothioate.....                                     | 15.0%  |
| Inert Ingredients .....                                   | 85.0%  |
| Total .....   | 100.0% |

U.S. Patent 4,380,537

EPA Reg. No. 62719-34

EPA Est. \_\_\_\_\_


45405

900-001812

\*Trademark of DowElanco  
DowElanco • Indianapolis, IN 46268 U.S.A.

## **Granular Insecticide**


**BEST AVAILABLE COPY**



(page 1 of booklet):

| Table of Contents   | Page |
|---|------|
| Precautionary Statements  | -    |
| Hazards to Humans and Domestic Animals  | -    |
| First Aid   | -    |
| Environmental Hazards   | -    |
| Directions for Use  | -    |
| Storage and Disposal  | -    |
| Approved Uses   | -    |
| Corn Field, Popcorn, Sweet Corn (including corn grown for seed)   | -    |
| Citrus Orchard Floors   | -    |
| Sorghum/Milo  | -    |
| Onions (Dry Bulb)   | -    |
| Peanuts   | -    |
| Soybeans  | -    |
| Sugar Beets   | -    |
| Sunflowers  | -    |
| Sweet Potatoes  | -    |
| Tobacco   | -    |
| Brassica (Cole) Crops: Broccoli, Brussels Sprout, Cabbage, Cauliflower,<br>Chinese Cabbage, Collards, Kale, Kohlrabi, Rutabagas and Turnips | -    |
| Radishes  | -    |
| Application Rates Table - Application Rates per 1000 ft of Row and Equivalent per acre<br>application rates various row spacings (Table 1)  | -    |
| Equipment Calibration and Calibration Settings for Different Types of<br>Equipment (Table 2)  | -    |
| Warranty Disclaimer   | -    |
| Inherent Risks of Use   | -    |
| Limitation of Remedies  | -    |

**BEST AVAILABLE COPY**



---

**Precautionary Statements**

---

**Hazards to Humans and Domestic Animals****Keep Out of Reach of Children****CAUTION**Si usted no entiende la etiqueta, busque a alguien para que se la explique a usted en detalle.(If you do not understand the label, find someone to explain it to you in detail.)**Harmful If Swallowed • Causes Eye Irritation****Avoid contact with eyes, skin, and clothing. Avoid breathing dusts.****Personal Protective Equipment (PPE)****Applicators and other handlers must wear:**

- Long-sleeved shirt and long pants
- Shoes plus socks

Follow manufacturer's instructions for cleaning/maintaining PPE. If no such instructions for washables, use detergent and hot water. Keep and wash PPE separately from other laundry.

**User Safety Recommendations****Users should:**

- Wash hands before eating, drinking, chewing gum, using tobacco or using the toilet.
- Remove clothing immediately if pesticide gets inside. Then wash thoroughly and put on clean clothing.

**First Aid**~~**This product is an Organophosphate and is a cholinesterase inhibitor.**~~

**If swallowed:** Call a physician or Poison Control Center. Drink 1 or 2 glasses of water and induce vomiting by touching back of throat with finger. Do not induce vomiting or give anything by mouth to an unconscious person.

**If in eyes:** Flush with plenty of water for 5 minutes. Get medical attention if irritation persists.

**If on skin:** Wash with plenty of soap and water. Get medical attention if irritation persists.

**Note to Physicians:** Chlorpyrifos is a cholinesterase inhibitor. Treat symptomatically. If exposed, plasma and red blood cell cholinesterase tests may indicate significance of exposure (baseline data are useful). Atropine, only by injection, is the preferable antidote. Oximes, such as 2-PAM/protopam, may be therapeutic if used early; however, use only in conjunction with atropine. In case of severe acute poisoning, use antidote immediately after establishing an open airway and respiration.

**Environmental Hazards**

This pesticide is toxic to birds and wildlife, and extremely toxic to fish and aquatic organisms. Do not apply directly to water. Drift and runoff from treated areas may be hazardous to aquatic organisms in adjacent aquatic sites. Cover or incorporate spills. Do not contaminate water when disposing of equipment washwaters.

**BEST AVAILABLE COPY**

7 317

---

**Directions for Use**

---

It is a violation of Federal law to use this product in a manner inconsistent with its labeling.  
Read all Directions for Use carefully before applying.

Do not apply this product in a way that will contact workers or other persons, either directly or through drift. Only protected handlers may be in the area during application. For any requirements specific to your state or tribe, consult the agency responsible for pesticide regulation.

**Agricultural Use Requirements**

Use this product only in accordance with its labeling and with the Worker Protection Standard, 40 CFR part 170. This Standard contains requirements for the protection of agricultural workers on farms, forests, nurseries, and greenhouses, and handlers of agricultural pesticides. It contains requirements for training, decontamination, notification, and emergency assistance. It also contains specific instructions and exceptions pertaining to the statements on this label about personal protective equipment (PPE), and restricted entry interval. The requirements in this box only apply to uses of this product that are covered by the Worker Protection Standard.

Do not enter or allow worker entry into treated areas during the restricted entry interval (REI) of 12 hours.

PPE required for early entry to treated areas that is permitted under the Worker Protection Standard and that involves contact with anything that has been treated, such as plants, soil, or water, is:

- Coveralls
- Waterproof gloves
- Shoes plus socks

**Storage And Disposal**

Do not contaminate water, food or feed by storage or disposal. Open dumping is prohibited.

**Pesticide Disposal:** Wastes resulting from the use of this product may be disposed of on site or at an approved waste disposal facility.

**Container Disposal:** Completely empty bag into application equipment. Then dispose of empty bag in a sanitary landfill or by incineration or, if allowed by state and local authorities, by burning. If burned, stay out of smoke.

**BEST AVAILABLE COPY**

## Approved Uses

Corn Field, Popcorn, Sweet Corn (including corn grown for seed)–

### Application Rates and Pests Controlled

| Pests Controlled                          | Banded Applications<br>(Ounces per 1,000 Feet of Row) |            |           |                     | Preplant Broadcast Application<br>(lb/Acre) | Aerial Broadcast Application<br>(lb/Acre) |
|---|---|------------|-----------|---------------------|---|---|
|   | At Plant Treatments                                   |            |           | Postplant Treatment |   |   |
|   | T-Band  | Band       | In-Furrow |                     |   |   |
| northern and western corn rootworm larvae | 8   | 8          | 8         | 8                   | -   | -   |
| southern corn rootworm larvae             | 8   | 8          | 8         | 8                   | -   | -   |
| cutworms††                                | 8   | 8          | 8 to 16   | -                   | 6.75 to 13.5                                | -   |
| wireworms†††                              | 8 to 16   | 16         | 8 to 16   | -                   | 13.5  | -   |
| Billbugs                                  | 8 to 16   | 8 to 16    | -         | -                   | 13.5  | -   |
| seed corn maggots                         | 8   | -          | 8         | -                   | -   | -   |
| grubs                                     | 16  | -          | 8 to 16   | -                   | 13.5  | -   |
| lesser cornstalk borer                    | 8 to 16   | 8 to 16 oz | -         | -                   | -   | -   |
| seed corn beetle                          | 8 to 16   | -          | 8 to 16   | -                   | -   | -   |
| flea beetle larvae                        | -   | -          | -         | -                   | 13.5  | -   |
| symphylans                                | 8 to 12   | 8 to 12    | -         | -                   | -   | -   |
| armyworms                                 | -   | -          | -         | 6 to 8              | -   | -   |
| European and southwestern corn borer†††   |   |            |           |                     |   |   |
| 1st Generation                            | -   | -          | -         | 3.5 to 8            | -   | 6.5                                       |
| 2nd Generation                            | -   | -          | -         | 6 to 8              | -   | 6.5                                       |
| fire ants ††                              | 8   | -          | -         | -                   | -   | -   |
| chinch bug ††                             | 8   | -          | 8         | -                   | -   | -   |

†Lorsban® 15G insecticide is compatible with Accent and Beacon herbicides applied in accordance with label recommendations. Refer to the product labels for Accent and Beacon for additional precautions and directions for use.

††8 oz rate-suppression only for in-furrow treatments.

†††8 oz rate-suppression only unless used with a hopper box insecticidal seed treatment.

†††Use 5.0 to 6.5 lb of Lorsban 15G per acre applied broadcast by air.

**At Plant Band Treatment:** In conventional, minimum and no-till corn, place the granules in a 6 or 7 inch wide band over the row behind the planter shoe, in front of the press wheel, and incorporate into the top one inch of soil using tines or chains or other suitable equipment. For cutworm control under very dry soil conditions, best results will be obtained through proper incorporation. In soils over 10% organic matter, use the highest rate given. For suppression of nematodes in North Carolina, South Carolina and Virginia, apply Lorsban 15G insecticide as a 7 to 10 inch wide band at the rate of 16 oz per 1,000 feet of row. Incorporate with drag chains, tines, or other suitable equipment to a depth of 1 or 2 inches.

**At Plant-T-Band Treatment:** In conventional, minimum and no-till corn, for control of rootworm, cutworm, and billbug, in addition to lesser cornstalk borer, symphylans, wireworm, seed corn beetle, seed corn maggot and grubs, apply as a T-band over an open seed furrow. In conventional and minimum-till corn, incorporate into the top 1/2 to 1-inch of soil using suitable equipment. For suppression of nematodes in the Southeast, use Lorsban 15G as a T-band treatment at 16 oz per 1,000 feet of row over an open seed furrow. Lorsban 15G has demonstrated suppression of certain soil-borne pathogens which may result in certain physiological and agronomic advantages to corn under environmental stress conditions when compared to corn not treated with Lorsban 15G.

**BEST AVAILABLE COPY**



1 5 17  
7

**At Plant In-Furrow Treatment:** Apply Lorsban 15G at planting time as an in-furrow treatment in conventional, minimum and no-till corn. Direct the granules into the planter shoe with the seed or place the applicator tube directly behind the planter shoe so that the granules drop into the seed furrow or place the granular band applicator behind the planter shoe so that the granules fall on the soil surface and into the open seed furrow and are covered with soil. Equivalent rates of Lorsban 15G per acre for various row spacings are given in the accompanying table.

**Postplant Treatment:** To control corn rootworm larvae, apply Lorsban 15G at cultivation time by placing the granules at the base of the plant on both sides of the row just ahead of the cultivation shovels and cover the soil. To control European and southwestern corn borer larvae, apply Lorsban 15G in a band over the row so that the granules are directed into the whorl or use a post plant broadcast treatment. Use application rates of 3.5 to 4 oz of Lorsban 15G per 1,000 feet of row for low to moderate first generation infestations before larvae have entered corn stalks. Use application rates of 6 to 8 oz of Lorsban 15G per 1,000 feet of row for severe first generation infestations and all second generation infestations before larvae have entered corn stalks. Consult your state agricultural experiment station or extension service specialist for proper time to treat and for ~~further information concerning soil insect control in your area~~ local threshold information. Scouting for insect damage is strongly encouraged.

**Postplant Broadcast Treatment:** Use Lorsban 15G for control of European and southwestern corn borers by uniformly broadcasting the granules over the corn plants by aerial application or applying the granules into the corn whorls by ground application. Consult your state agricultural experiment station or extension service specialist for local threshold information. Scouting for insect damage is strongly encouraged.

**Preplant Broadcast Treatment:** Use equipment that will evenly distribute the granules over the treated area. Incorporate the granules into the soil using an S tine, C tine, disc cultivator, or other suitable incorporation equipment set to cut to a depth of 4 to 6 inches. Plant the crop in the usual manner as soon as possible after treatment.

#### **Restrictions**

For soil insect control, do not exceed the equivalent of 16 ounces of Lorsban 15G per 1,000 feet of row or 13.5 pounds of Lorsban 15G per acre per crop season. For foliar insect control, do not exceed the equivalent of 16 ounces of Lorsban 15G per 1,000 feet of row or 13 pounds of Lorsban 15G per acre per crop season. Do not apply within 35 days before harvest of grain. Do not allow livestock to graze in treated areas nor harvest treated corn silage as feed for meat or dairy animals within 14 days after last treatment. Do not feed treated corn fodder to meat or dairy animals within 35 days after last treatment.

#### **Citrus Grove Floors**

**Pests Controlled:** fire ants and other ant species

**Application Rate:** 6.7 lb/acre

**Postplant Broadcast Treatment:** To control foraging ants and suppress mounds, apply Lorsban 15G with ground application equipment. Use a suitable granular applicator, such as a cyclone fertilizer spreader, that will uniformly broadcast the granules over the grove floor. Retreat as needed. Lorsban 15G may be custom blended with granular fertilizers provided that application of the blended Lorsban 15G plus fertilizer mixture can be applied uniformly to the grove floor. Do not apply where weed growth or other obstructions would impede uniform coverage of the grove floor.

#### **Restrictions**

Do not apply more than 67 pounds of Lorsban 15G per acre per crop season. Do not apply last treatment within 28 days before harvest. Do not allow livestock to graze in treated areas.

**BEST AVAILABLE COPY**

10.8.77  
1**Sorghum/Milo****Application Rates and Pests Controlled**

| Pests Controlled           | Banded Applications<br>(Ounces per 1,000 Feet of Row) |         |
|----------------------------|---|---------|
|                            | At Plant Treatments                                   |         |
|                            | T-Band  | Band    |
| lesser cornstalk borer     | 4 to 12   | 4 to 12 |
| corn rootworm and cutworms | 8   | 8       |
| fire ants†                 | 8   | -       |
| chinch Bug†                | 8   | -       |

†8 oz rate-suppression only.

**At Plant T-Band or Band Treatments:** Apply in a 6 to 8 inch band over the row and incorporate into the top 1-inch of soil using suitable equipment. Equivalent rates of Lorsban 15G per acre for various row spacings are given in Table 1. Use the lowest rate for lesser cornstalk borer control when protection is desired for 2 to 3 weeks and higher rates for longer residual activity. It is absolutely necessary to incorporate the granules, especially at lower rates.

**Restrictions**

Do not make more than one application per season.

**Onions (Dry Bulb)**

**Pest Controlled:** onion maggot

**Application Rate:** 3.7 ounces per 1,000 feet or row at an 18-inch row spacing

**At Plant In-Furrow Treatment:** Apply as an at planting in-furrow treatment. In Colorado, Idaho, Washington and Oregon, to control onion maggots in onions planted in double rows with rows spaced 2 to 4 inches apart, apply Lorsban 15G at the rate of 3.7 oz per 1,000 feet of double row. Place the granules in a 5 to 7 inch wide band over both rows behind the planter shoe and in front of the press wheel to achieve shallow incorporation. Do not exceed 6.7 lb per acre.

**Restrictions**

Do not make more than one application per year.

**Peanuts**

Use Lorsban 15G to control cutworms, lesser cornstalk borer, southern corn rootworm larvae, suppress wireworms, and inhibit the growth and development of white mold (southern blight) disease caused by *Sclerotium rolfsii*. Lorsban 15G will control only those cutworms existing in the soil from the time of application up to 30 days following application.

**BEST AVAILABLE COPY**

11 5 17

**Application Rates and Pests Controlled**

| Pests Controlled   | Banded Applications<br>(Ounces/1,000 Feet of Row) |                     | Aerial Broadcast<br>(lb/acre) |
|--|---|---------------------|-------------------------------|
|  | At Plant Treatment                                | Postplant Treatment |                               |
| † Preventative treatments:<br>cutworms<br>lesser cornstalk borer<br>southern corn rootworm larvae<br>wireworms<br>white mold (southern blight) | 7.5 to 15   | 7.5 to 15           | -                             |
| †† Rescue treatments:<br>lesser cornstalk borer  | -   | 7.5 to 15           | 10 to 13                      |
| Burrowing bug  | -   | -                   | 13.3                          |

† At Plant Preventive Treatment: Apply Lorsban 15G in a 6 to 12 inch band over the row behind the planter shoe and in front of the press wheel. Incorporate granules to a depth of 1-inch with tines or chains or other suitable equipment. If the 7.5 oz rate is used at planting time, then another application of 7.5 oz per 1,000 feet of row should be made postplant to extend control.

† Postplant Preventive Treatment: Apply Lorsban 15G to peanuts at early flowering to pegging stage of growth in a 6 to 8 inch band over the row. For extended insect control and continued suppression of white mold (southern blight), a second application of Lorsban 15G may be made. Best suppression of white mold (southern blight) is obtained by applying the maximum rate of 15 oz per 1000 ft of row for each postplant treatment. Irrigation or rain following application is needed to enhance treatment effectiveness for suppression of white mold. Under conditions of heavy white mold pressure, a suitable fungicide may also be required and must be applied separately.

†† Band Rescue Treatment: Use Lorsban 15G for the control of lesser cornstalk borer when the insect first appears, usually just prior to or at pegging. Apply in a 10 to 18 inch band over the fruiting zone.

†† Broadcast Rescue Treatment: Use Lorsban 15G for the control of lesser cornstalk borer when the insect first appears, usually just prior to or at pegging. Uniformly apply at a rate of 10 to 13 pounds per acre by aerial broadcast application. For control of burrowing bugs, use Lorsban 15G when adults first appear, usually at mid to late pegging. Uniformly apply at a rate of 13.3 pounds per acre by aerial broadcast application. Care must be taken to ensure proper equipment calibration and delivery.

**Restrictions**

Do not apply more than 15 ounces of Lorsban 15G per application per 1,000 feet of row or 13.3 pounds of Lorsban 15G per acre per application. Do not apply more than 30 oz per 1000 ft of row or 26.6 pounds per acre per crop season. Do not harvest within 21 days after treatment. Do not feed peanut forage or hay to meat or dairy animals. The combined total of preplant and postplant applications of Lorsban-4E and Lorsban 15G must not exceed 4 pounds of active ingredient per acre per crop season.

**BEST AVAILABLE COPY**

12. 17

## Soybeans

### Application Rates and Pests Controlled

| Pests Controlled                   | Banded Applications<br>(Ounces per 1,000 Feet of Row) |      |                     |
|------------------------------------|---|------|---------------------|
|                                    | At Plant Treatments                                   |      | Postplant Treatment |
|                                    | T-Band  | Band |                     |
| lesser cornstalk borer<br>cutworms | 8   | 8    | 8                   |

**At Plant and Postplant Treatments:** Use Lorsban 15G insecticide to control larvae of the lesser cornstalk borer and cutworms by application at planting time or postemergence as a band (row) treatment at the rate of 8 oz per 1,000 feet of row. In the southeast apply 4 to 8 oz per 1,000 feet of row as an at-plant treatment. Equivalent rates of Lorsban 15G per acre for various row spacing are given in the accompanying table. When applied at planting time incorporate the granules into the top 1 inch of soil by placing in a 4 to 10 inch band over the row behind the planter shoe and ahead of the press wheel. A drag chain can also be used for incorporation. For postemergence treatment when insects first appear incorporate the granules in a 4 to 10 inch band to a depth of 1/2 to 1 inch using a suitable cultivator. Apply Lorsban 15G with equipment that will provide uniform distribution of the granules. Do not apply as an in-furrow treatment. For suppression of fire ants, use Lorsban 15G at 8 oz per 1,000 feet of row as an at-plant T-band treatment.

### Restrictions

Do not make more than one application per season.

## Sugar Beets

Granular insecticides, including Lorsban 15G, may contribute to the stress of the sugar beet plant under certain environmental conditions. This stress may reduce plant stand or interfere with normal plant development. Herbicides used preplant incorporated may interact with insecticides and enhance this stress.

### Application Rates and Pests Controlled

| Pests Controlled        | Banded Applications<br>(Ounces per 1,000 Feet of Row) |                |                     |
|-------------------------|---|----------------|---------------------|
|                         | At Plant Treatments                                   |                | Postplant Treatment |
|                         | T-Band  | Band           |                     |
| sugar beet root maggot  | -   | 4.5 6.5 to 9.0 | 6.5 to 9.0          |
| cutworms                | -   | 6.6 to 9.0     | -                   |
| wireworms (suppression) | -   | 6.5 to 9.0     | -                   |

**At Plant Band Treatment:** To control sugar beet root maggot larvae and cutworms at planting time, place Lorsban 15G in a band 4-5 inches wide behind the planter shoe, over the drill row, and in front of the press wheel. **Do not apply granules in direct contact with seeds.** Apply Lorsban 15G at the rate of 6.5 4.5 to 9 ounces per 1,000 feet of row (equivalent to ~~4.9~~ 6.75 to 13.5 lb per acre based on a 22-inch row spacing). When root maggot populations are expected to be low, apply Lorsban 15G at a rate of 4.5 ounces per 1,000 feet of row (equivalent to 6.75 lb per acre based on 22-inch row spacing). If initial adult fly activity indicates higher than anticipated populations, apply Lorsban-4E at or near the time of peak adult emergence to augment control. (Review label for Lorsban-4E for recommended use rates, application timing, methods of application, and insecticide resistance management.) Incorporate Lorsban 15G into the top 1/2 to 1-inch of soil using suitable equipment.

**Postemergence Band Treatment:** For postemergence control of sugar beet maggot larvae, place Lorsban 15G in a band 3 to 5 inches wide over the beet row (up to 2 to 4 true leaf stage of plant growth). Apply Lorsban 15G at the rate of 6.5 to 9 oz per 1,000 feet of row (equivalent to 10 to 13.5 lb per acre

**BEST AVAILABLE COPY**

13 17

based on 22-inch row spacing). Incorporate Lorsban 15G into the top 1/2 to 1 inch of soil using a suitable incorporation device.

**Restrictions**

Do not make more than one application per year.

**Sunflowers**

**Pest Controlled:** cutworms

**Application Rate:** 8 oz per 1,000 feet of row

**At Plant Band Treatment:** Place the granules in a 7-inch wide band over the row behind the planter shoe in front of the press wheel and incorporate into the top one inch of soil using suitable equipment.

**Restrictions**

Do not make more than one application per season.

**Sweet Potatoes**

**Pests Controlled:** wireworms (*Conoderus*), flea beetles (*Systema*), and sweet potato beetle

**Application Rate:** 13.5 lb/acre

**Preplant Broadcast Treatment:** Use Lorsban 15G to reduce the feeding damage caused by populations of the listed pests. Evenly broadcast the granules over the soil surface and then incorporate the granules into the soil to a depth of 4 to 6 inches using a rotary hoe, disc cultivator, or other suitable equipment. Plant the crop in the usual manner no later than 14 days after treatment (any delay in planting will reduce the length of time that Lorsban 15G will protect against feeding damage). Lorsban 15G will not control false wireworm or whitefringed beetle and other grubs that attack sweet potatoes.

**Restrictions**

Do not make more than one application per season. Do not harvest within 125 days of treatment.

**Tobacco**

**Pests Controlled:** cutworms, flea beetle larvae, root maggots, and wireworms

**Application Rate:** 13.5 to 20.0 lb/acre

**Preplant Broadcast Treatment:** Apply Lorsban 15G one week before transplanting, using equipment that will evenly distribute the granules over a treated area. Immediately following application, incorporate the granules into the soil to a depth of 2 to 4 inches using suitable equipment. The application of Lorsban 15G will also suppress movement of imported fire ant into a treated field.

**Restrictions**

Do not make more than one application per season.

**Brassica (Cole) Crops**

(Broccoli, Brussels Sprout, Cabbage, Cauliflower, Chinese Cabbage, Collards, Kale, Kohlrabi, Rutabagas, and Turnips)

**Pest Controlled:** root maggot

**Application Rate:** 4.6 to 9.2 ounces per 1,000 feet of row

**BEST AVAILABLE COPY**

**At Plant T-Band Treatment:** For direct seeded and transplanted crops, apply Lorsban 15G as a 4-inch wide band centered over the row. This application requires a spreader or splitter on the end of the applicator drop tube. Shallow incorporation is necessary. Placement behind the planter shoe and in front of the press wheel is recommended.

#### Restrictions

Do not apply more than 7 1/2 pounds of Lorsban 15G per acre to crops planted in 40-inch rows or more than 15 pounds of Lorsban 15G per acre to crops planted in 20-inch rows (or two rows per bed). Use proportional amounts for other row spacings not to exceed 15 pounds of Lorsban 15G per acre. Do not make more than one application per season. Do not use rutabaga tops for food or feed purposes.

#### Radishes

**Pest Controlled:** root maggot

**Application Rate:** 3.3 ounces per 1,000 feet of row

**At Plant In-Furrow Treatment:** Place the granules in the seed furrow with the seed at planting time.

#### Restrictions

Do not apply more than 18.3 pounds of Lorsban 15G per acre or make more than one application per season.

**Table 1**

**Application Rates Table - Application Rates / 1,000 Ft of Row and Equivalent / acre at Different Row Spacings**

| Amount of Lorsban 15G Per 1,000 Feet of Row | Pounds of Lorsban 15G Required Per Acre from Various Row Spacing |      |      |      |      |      |      |      |
|---|--|------|------|------|------|------|------|------|
|   | 40"  | 38"  | 36"  | 34"  | 32"  | 30"  | 22"  | 18"  |
| 3.7 ounces                                  | 3.0  | 3.2  | 3.4  | 3.6  | 3.8  | 4.0  | 5.5  | 6.7  |
| 4 ounces                                    | 3.3  | 3.4  | 3.6  | 3.8  | 4.1  | 4.4  | 5.9  | 7.3  |
| 4.5 ounces                                  | 3.7  | 3.9  | 4.1  | 4.3  | 4.6  | 4.9  | 6.7  | 8.2  |
| 6 ounces                                    | 4.9  | 5.2  | 5.4  | 5.8  | 6.1  | 6.5  | 8.9  | 10.9 |
| 6.5 ounces                                  | 5.3  | 5.6  | 5.9  | 6.2  | 6.6  | 7.1  | 9.7  | 11.8 |
| 7.5 ounces                                  | 6.1  | 6.4  | 6.8  | 7.2  | 7.7  | 8.2  | 11.1 | 13.6 |
| 8 ounces                                    | 6.5  | 6.9  | 7.3  | 7.7  | 8.2  | 8.7  | 11.9 | 14.5 |
| 9 ounces                                    | 7.4  | 7.7  | 8.2  | 8.6  | 9.2  | 9.8  | 13.4 | 16.3 |
| 12 ounces                                   | 9.8  | 10.3 | 10.9 | 11.5 | 12.3 | 13.1 | 17.8 | 21.8 |
| 15 ounces                                   | 12.3   | 12.9 | 13.9 | 14.4 | 15.3 | 16.3 | 22.3 | 27.2 |
| 16 ounces                                   | 13.1   | 13.8 | 14.5 | 15.4 | 16.3 | 17.4 | 23.8 | 29.0 |

**BEST AVAILABLE COPY**

15 17

**Table 2**  
**Equipment Calibration and Calibration Settings for Different Types of Equipment**

**General Instructions for Equipment Calibration**

**Caution:** The following chart lists suggested initial gauge settings for application of Lorsban 15G Insecticide with one hopper opening per row. Be sure to check the actual application rate under your operating conditions.

1. Fill hopper.
2. Attach a plastic bag to tube opening.
3. Set your planter to the initial settings shown on chart.
4. Measure off 1,000 row feet and drive your planter the pre-measured distance at your desired speed.
5. Each bag should contain 6 to 8 ounces (wt.) of granules depending on your desired rate.
6. If the result is over or under the desired rate - adjust the settings and repeat the calibration.

**CALIBRATION SETTINGS**

| Planter Type  | Speed (mph)                             |                 |                 |                 |                 |                 |                 |                 |                 |                |
|---|---|-----------------|-----------------|-----------------|-----------------|-----------------|-----------------|-----------------|-----------------|----------------|
|   | 4                                       |                 | 5               |                 | 6               |                 | 7               |                 | 8               |                |
|   | Application Rate, oz. Per 1,000 row ft. |                 |                 |                 |                 |                 |                 |                 |                 |                |
|   | 8                                       | 16              | 8               | 16              | 8               | 16              | 8               | 16              | 8               | 16             |
| Planter Type  | Gauge Setting                           |                 |                 |                 |                 |                 |                 |                 |                 |                |
| Gandy <sup>1</sup>  | 21.4                                    | 30.2            | 23.7            | 32.4            | 26.0            | 36.0            | 27.7            | 39.0            | 30.2            | 41.0           |
| John Deere <sup>1</sup><br>Max-Emerge <sup>2</sup>                | 20                                      | 44              | 26              | 46              | 30              | 49              | 35              | 52              | 40              | 54             |
| John Deere <sup>1</sup><br>7000 Max-Emerge<br>(Odd Nos. on Gate)  | 14                                      | 22              | 16              | 24              | 18              | 26              | 19              | 28              | 21              | 30             |
| John Deere <sup>1</sup><br>7000 Max-Emerge<br>(Even Nos. on Gate) | 17                                      | 30              | 20              | 33              | 24              | 35              | 26              | 36              | 28              | 38             |
| John Deere <sup>2</sup><br>71 Flexi-Planter<br>and Older Planters | <u>1</u><br>30                          | <u>2</u><br>17  | <u>2</u><br>5   | <u>2</u><br>22  | <u>2</u><br>9   | <u>2</u><br>27  | <u>2</u><br>13  | <u>2</u><br>31  | <u>2</u><br>16  | <u>3</u><br>16 |
| Allis Chalmers <sup>3</sup><br>70 Series                          | 8                                       | 13              | 8               | 13              | 8               | 13              | 8               | 13              | 8               | 13             |
| Allis Chalmers <sup>4</sup><br>78 & 79 Series                     | <u>1</u><br>9.0                         | <u>3</u><br>3.0 | <u>2</u><br>3.3 | <u>3</u><br>9.5 | <u>2</u><br>6.0 | <u>4</u><br>3.0 | <u>2</u><br>9.0 | <u>5</u><br>4.0 | <u>3</u><br>2.5 | <u>6</u><br>0  |
| Noble <sup>1</sup> (New)  | 11                                      | 19              | 14              | 22              | 16              | 25              | 17              | 28              | 19              | 31             |
| White Planter   | 11                                      | 19              | 14              | 22              | 16              | 25              | 17              | 28              | 19              | 31             |
| International<br>Harvester <sup>4</sup>                           | <u>1</u><br>9.0                         | <u>3</u><br>3.0 | <u>2</u><br>3.3 | <u>3</u><br>9.5 | <u>2</u><br>6.0 | <u>4</u><br>3.0 | <u>2</u><br>9.0 | <u>5</u><br>4.0 | <u>3</u><br>2.5 | <u>6</u><br>0  |
| Buffalo All-Flex <sup>5</sup><br>(Fleischer Mfg.)                 | 4 7/8                                   | 10              | 4 7/8           | 10              | 4 7/8           | 10              | -               | -               | -               | -              |

<sup>1</sup>Gauge setting

<sup>2</sup>Gauge setting with range 1 & 2 - number is range.  
notch

<sup>3</sup>Gauge setting is constant regardless of speed.

<sup>4</sup>Gauge setting shown with stem gates & dial settings - number shown is gate  
dial

<sup>5</sup>Number of turns open on the adjustment nut.

**BEST AVAILABLE COPY**

16 9 11

---

**Warranty Disclaimer**

---

DowElanco warrants that this product conforms to the chemical description on the label and is reasonably fit for the purposes stated on the label when used in strict accordance with the directions, subject to the inherent risks set forth below. DowElanco MAKES NO OTHER EXPRESS OR IMPLIED WARRANTY OF MERCHANTABILITY OR FITNESS FOR A PARTICULAR PURPOSE OR ANY OTHER EXPRESS OR IMPLIED WARRANTY.

---

**Inherent Risks of Use**

---

It is impossible to eliminate all risks associated with use of this product. Crop injury, lack of performance, or other unintended consequences may result because of such factors as use of the product contrary to label instructions (including conditions noted on the label, such as unfavorable temperatures, soil conditions, etc.), abnormal conditions (such as excessive rainfall, drought, tornadoes, hurricanes), presence of other materials, the manner of application, or other factors, all of which are beyond the control of DowElanco or the seller. All such risks shall be assumed by buyer.

**BEST AVAILABLE COPY**



17 3 17

---

**Limitation of Remedies**

---

The exclusive remedy for losses or damages resulting from this product (including claims based on contract, negligence, strict liability, or other legal theories), shall be limited to, at DowElanco's election, one of the following:

- (1) Refund of purchase price paid by buyer or user for product bought, or
- (2) Replacement of amount of product used

DowElanco shall not be liable for losses or damages resulting from handling or use of this product unless DowElanco is promptly notified of such loss or damage in writing. In no case shall DowElanco be liable for consequential or incidental damages or losses.

The terms of the Warranty Disclaimer above and this Limitation of Remedies cannot be varied by any written or verbal statements or agreements. No employee or sales agent of DowElanco or the seller is authorized to vary or exceed the terms of the Warranty Disclaimer or this Limitation of Remedies in any manner.

\*Trademark of DowElanco

**BEST AVAILABLE COPY**