

# Specimen Label

## Lorsban\* 15G Granular Insecticide

For Control of Various Insects Infesting Certain Field and Vegetable Crops

**Active Ingredient(s):**

Chlorpyrifos [O-O-diethyl-O-(3,5,6-trichloro-2-pyridinyl) phosphorothioate] ..... 15.0%

**Inert Ingredient(s):** ..... 85.0%

E.P.A. Registration No. 62719-34

E.P.A. Est. 464-MI-1

**KEEP OUT OF REACH OF CHILDREN**

### CAUTION

### PRECAUCION:

### PRECAUCION AL USUARIO:

Si usted no lee inglés, no use este producto hasta que la etiqueta le haya sido explicada ampliamente.

### PRECAUTIONARY STATEMENTS

**Hazards to Humans and Domestic Animals**

### HARMFUL IF SWALLOWED

### • CAUSES EYE IRRITATION

**Avoid Contact With Eyes, Skin, And Clothing • Avoid Breathing Dusts • Wash Thoroughly With Soap And Water After Handling • Remove Contaminated Clothing And Wash Before Reuse • Keep Away From Food, Feedstuffs And Water Supplies**

### STATEMENTS OF PRACTICAL TREATMENT

**If Swallowed:** Call a physician or Poison Control Center. Drink 1 or 2 glasses of water and induce vomiting by touching back of throat with finger. Do not induce vomiting or give anything by mouth to an unconscious person. **If In Eyes:** Flush with plenty of water for 5 minutes. Get medical attention if irritation persists. **If On Skin:** Wash with plenty of soap and water. Get medical attention if irritation persists.

**NOTE TO PHYSICIANS:** Chlorpyrifos is a cholinesterase inhibitor. Treat symptomatically. If exposed, plasma and red blood cell cholinesterase tests may indicate significance of exposure (baseline data are useful). Atropine, only by injection, is the preferable antidote. Oximes, such as 2-PAM/protopam, may be therapeutic if used early; however, use only in conjunction with atropine. In case of severe acute poisoning, use antidote immediately after establishing an open airway and respiration.

### Environmental Hazards

This pesticide is toxic to birds and wildlife, and extremely toxic to fish and aquatic organisms. Do not apply directly to water. Drift and runoff from treated areas may be hazardous to aquatic organisms in adjacent aquatic sites. Cover or incorporate spills. Do not contaminate water when disposing of equipment washwaters

### NOTICE

Read and understand the entire label before using. Use only according to label directions.

**Before** buying or using this product, read "WARRANTY LIMITATIONS AND DISCLAIMER" elsewhere on this label. If terms are not acceptable, return **unopened** package at once to seller for full refund of purchase price paid. Otherwise, use by the buyer or any other user constitutes acceptance of the terms under WARRANTY LIMITATIONS AND DISCLAIMER.

### IN CASE OF AN EMERGENCY

endangering life or property involving this product, call collect 517-636-4400

### AGRICULTURAL CHEMICAL

**Do Not Ship or Store with Food, Feeds, Drugs, or Clothing**

**CRM-A**


**RQ CHLORPYRIFOS  
MIXTURE NA 2783**

**ACCEPTED**

**JAN 29 1991**

Under the Federal Insecticide, Fungicide, and Rodenticide Act, as amended, for the pesticide registered under EPA Reg. No. 62719-34

**Lorsban\* 15G**



## DIRECTIONS FOR USE

It is a violation of Federal law to use this product in a manner inconsistent with its labeling.

Crop	Pest	Amount of LORSBAN 15G per 1,000 feet of row			Amount of LORSBAN 15G per acre for Preplant Broadcast Treatment	Use Directions	
		Planting Time Treatment T-Band	Band	In-Furrow			
Corn Field, Popcorn, Sweet Corn	Northern and Western Corn Rootworm Larvae	8 oz	8 oz	—	8 oz	—	<p><b>At Plant Band Treatment:</b> In conventional, minimum and no-till corn, place the granules in a 6 to 7 inch wide band over the row behind the planter shoe, in front of the press wheel, and incorporate into the top one inch of soil using tines or chains or other suitable equipment. For cutworm control under very dry soil conditions, best results will be obtained through proper incorporation. In soils over 10% organic matter, use the highest rate given. For suppression of nematodes in North Carolina, South Carolina and Virginia, apply LORSBAN 15G as a 7-10 inch wide band at the rate of 16 oz per 1000 feet of row. Incorporate with drag chains, tines, or other suitable equipment to a depth of 1 to 2 inches.</p> <p><b>At Plant T-Band Treatment:</b> In conventional, minimum and no-till corn, for control of rootworm, cutworm, and billbug, in addition to lesser cornstalk borer, symphylians, wireworm, seed corn beetle, seed corn maggot and grubs, apply as a T-band over an open seed furrow. For suppression of nematodes in the Southeast, use LORSBAN 15G as a T-band treatment at 16 ounces per 1,000 feet of row over an open seed furrow. LORSBAN 15G has demonstrated suppression of certain soil-borne pathogens which may result in certain physiological and agronomic advantages to corn under environmental stress conditions when compared to corn not treated with LORSBAN 15G.</p> <p><b>At Plant In-Furrow Treatment:</b> Apply LORSBAN 15G at planting time as an in-furrow treatment in conventional, minimum and no-till corn. Direct the granules into the planter shoe with the seed or place the applicator tube directly behind the planter shoe so that the granules drop into the seed furrow or place the granular band applicator behind the planter shoe so that the granules fall on the soil surface and into the open seed furrow and are covered with soil. Equivalent rates of LORSBAN 15G per acre for various row spacings are given in the accompanying table.</p> <p><b>Postplant Treatment:</b> Apply LORSBAN 15G insecticide at cultivation time to control corn rootworm larvae. Place the granules over the row and cultivate into the soil or sidedress both sides of the row and cultivate into the soil. For best rootworm control, place the granules at the base of the plant on both sides of the row just ahead of cultivation shovels and cover with soil. Consult your State Agricultural Experiment Station or extension service specialist for proper time to treat in your area. Equivalent rates of LORSBAN 15G per acre for various row spacings are given in the accompanying table. Cultivation shovels and cover with soil. Consult your State Agricultural Experiment Station or extension service specialist for further information concerning soil insect control in your area. Equivalent rates of LORSBAN 15G per acre for various row spacings are given in the accompanying table.</p> <p><b>Postplant Broadcast Treatment:</b> Use LORSBAN 15G for control of European and southwestern corn borers by uniformly broadcasting the granules over the corn plants by aerial application or applying the granules into the corn whorls by ground application. Consult your State Agricultural Experiment Station or extension service specialist for local threshold information. Scouting for insect damage is strongly encouraged.</p> <p><b>Preplant Broadcast Treatment:</b> Use equipment that will evenly distribute the granules over the treated area. Incorporate the granules into the soil using a S tine, C tine, disc cultivator, or other suitable incorporation equipment set to cut to a depth of 4 to 6 inches. Plant the crop in the usual manner as soon as possible after treatment.</p>
	Southern Corn Rootworm Larvae	8 oz	8 oz	8 oz	8 oz	—	
	Cutworms <sup>1</sup>	8 oz	8 oz	8 to 16 oz	—	6.75 lb 13.5 lb	
	Wireworms <sup>2</sup>	8 to 16 oz	16 oz	8 to 16 oz	—	13.5 lb	
	Billbugs	8 to 16 oz	8 to 16 oz	—	—	13.5 lb	
	Seed Corn Maggots	8 oz	—	8 oz	—	—	
	Grubs	16 oz	—	8 to 16 oz	—	13.5 lb	
	Lesser Cornstalk Borer	8 to 16 oz	8 to 16 oz	—	—	—	
	Seed Corn Beetle	8 to 16 oz	—	8 to 16 oz	—	—	
	Flea Beetle Larvae	—	—	—	—	13.5 lb	
	Symphylians	8 to 12 oz	8 to 12 oz	—	—	—	
	European & Southwestern Corn Borer <sup>3</sup>	—	—	—	6 to 8 oz	—	
	Fire Ants <sup>1</sup>	8 oz	—	—	—	—	
	Chinch Bug <sup>1</sup>	8 oz	—	8 oz	—	—	
<sup>1</sup> 8 oz rate suppression only for in furrow treatments <sup>2</sup> 8 oz rate suppression only <sup>3</sup> Use 5.0 to 6.5 lb of LORSBAN 15G per acre applied broadcast by air							
Citrus Orchard Floors	Fire Ants and other ant species	—	—	—	6.7 lb/A	—	To control foraging ants and suppress mounds, apply granules with ground application equipment using a suitable granular applicator, such as a cyclone fertilizer spreader that will uniformly broadcast the granules over the orchard floor. Re-treat as needed. Do not apply where weed growth or other obstructions would impede uniform coverage of the orchard floor.
Sorghum / Milo	Lesser Cornstalk Borer	4 to 12 oz	4 to 12 oz	—	—	—	Apply in a 6 to 8 inch band over the row and lightly incorporate by using the press wheel or drag chain. Equivalent rates of LORSBAN 15G per acre for various row spacings are given in the accompanying table. Use the lowest rate for lesser cornstalk borer control when protection is desired for 2 to 3 weeks and higher rates for longer residual activity. It is absolutely necessary to incorporate the granules especially at lower rates.
	Corn Rootworm and Cutworms	8 oz	8 oz	—	—	—	
	Fire Ants <sup>1</sup>	8 oz	—	—	—	—	
	Chinch Bug <sup>1</sup>	8 oz	—	—	—	—	
<sup>1</sup> 8 oz rate suppression only							
Onions (Dry Bulb)	Onion Maggot	—	—	3.7 oz	—	—	Apply the granules at the rate of 3.7 ounces per 1,000 feet of row at 18 inch row spacing by placing in the furrow. <b>In Colorado, Idaho, Washington and Oregon:</b> To control onion maggots in onions planted in double rows with rows spaced 2.4 inches apart, apply LORSBAN 15G at the rate of 3.7 oz/1000 feet of double row. Place the granules in a 5.7 inch wide band over both rows behind the planter shoe and in front of the press wheel to achieve shallow incorporation. Do not exceed 6.7 lb/acre.

Peanuts	Cutworms	—	7.5 to 15 oz	—	7.5 to 15 oz	—	Use LORSBAN 15G to control cutworms, lesser cornstalk borer, southern corn rootworm larvae, suppress wireworms, and inhibit the growth and development of white mold (southern blight) disease caused by <i>Sclerotium rolfsii</i> . LORSBAN 15G will control only those cutworms existing in the soil from the time of application up to 30 days following application. <b>At Plant Preventive Treatment:</b> Apply LORSBAN 15G in a 6 to 12 inch band over the row behind the planter shoe and in front of the press wheel. Lightly incorporate with tines or chains or other suitable equipment. If the 7.5 oz rate is used at planting time, then another application of 7.5 oz per 1,000 feet of row should be made postplant to extend control. <b>Postplant Preventive Treatment:</b> Apply LORSBAN 15G at early flowering in a 6 to 12 inch band over the row or during early pegging in a 10 to 18 inch band over the fruiting zone. Use the 7.5 oz rate only if a 7.5 oz rate was applied at plant. Irrigation or rain following application will enhance activity. Under conditions of heavy white mold pressure, a suitable fungicide may also be required and should be applied separately.	Do not apply more than 15 oz of LORSBAN 15G per 1,000 feet of row or 13.3 pounds of LORSBAN 15G per acre per crop season. Do not harvest within 21 days after treatment. Do not feed peanut forage or hay to meat or dairy animals.
	Lesser Cornstalk Borer*	—	—	—	7.5 to 15 oz	—		
* Use 10 to 13 lb of LORSBAN 15G per acre applied broadcast by air								
Soybeans	Lesser Cornstalk Borer, Cutworms	8 oz	8 oz	—	8 oz	—	Use LORSBAN 15G insecticide to control larvae of the lesser cornstalk borer and cutworms by application at planting time or postemergence as a band (row) treatment at the rate of 8 ounces per 1,000 linear feet of row. In the Southeast apply 4 to 8 ounces per 1,000 linear feet of row as an at-plant treatment. Equivalent rates of LORSBAN 15G per acre for various row spacing are given in the accompanying table. When applied at planting time incorporate the granules into the top 1 inch of soil by placing in a 4 to 10 inch band over the row behind the planter shoe and ahead of the press wheel. A drag chain can also be used for incorporation. For postemergence treatment when insects first appear incorporate the granules in a 4 to 10 inch band to a depth of 1/2 to 1 inch using a suitable cultivator. Apply LORSBAN 15G with equipment that will provide uniform distribution of the granules. Do not apply as an in-furrow treatment. For suppression of fire ants, use LORSBAN 15G at 8 ounces per 1,000 feet of row as an at-plant T-band treatment.	Do not make more than one application per season.
Sugar Beets	Sugar Beet Root Maggot	6.5 to 9.0 oz	6.5 to 9.0 oz	4.5 to 9.0 oz	6.5 to 9.0 oz	—	<b>At Plant Band Treatment:</b> To control cutworms and sugar beet root maggot larvae at planting time, place LORSBAN 15G in a 5-inch wide band behind the planter shoe, over the drill row, and in front of the press wheel. Apply granules at the rate of 6.5 to 9 ounces per 1,000 feet of row (equivalent to 10 to 13.5 pounds per acre based on a 22-inch row spacing). Incorporate granules into the top 1 to 2 inches of soil using suitable equipment. <b>At Plant In-Furrow Treatment:</b> To control only sugar beet root maggot larvae, LORSBAN 15G may be placed in-furrow at planting time. Apply at the rate of 4.5 to 9 ounces per 1,000 feet of row (equivalent to 7 to 13.5 pounds per acre based on 22-inch row spacing). <b>Postemergence Band Treatment:</b> For postemergence control of sugar beet maggot larvae, place LORSBAN 15G in a 5-inch wide band over the beets (up to 2 to 4 true leaf stage of the plant). Apply granules at the rate of 6.5 to 9 ounces per 1,000 feet of row (equivalent to 10 to 13.5 pounds per acre based on 22-inch row spacing). Incorporate the granules into the top 1/2 to 1 inch of soil using a suitable cultivator. Granular insecticides, including LORSBAN 15G, may contribute to the stress of the sugar beet plant under certain environmental conditions. This stress may reduce plant stand or interfere with normal plant development. Herbicides used preplant incorporated may interact with insecticides and enhance this stress.	Do not make more than one application per year.
	Cutworms	6.5 to 9.0 oz	6.5 to 9.0 oz	—	—	—		
Sunflowers	Cutworms	—	8 oz	—	—	—	Place the granules in a 7-inch wide band over the row behind the planter shoe in front of the press wheel and incorporate into the top one inch of soil using suitable equipment.	Do not make more than one application per season.
Sweet Potatoes	Wireworms (Conoderus), Flea Beetles (Systema), and Sweet Potato Beetle	—	—	—	—	13.5 lb	Use LORSBAN 15G to reduce the feeding damage caused by populations of the listed pests. Evenly broadcast the granules over the soil surface and then incorporate the granules into the soil to a depth of 4 to 6 inches using a rotary hoe, disc cultivator, or other suitable equipment. Plant the crop in the usual manner no later than 14 days after treatment (any delay in planting will reduce the length of time that LORSBAN 15G will protect against feeding damage). LORSBAN 15G will not control false wireworm or whitefringed beetle and other grubs that attack sweet potatoes.	Do not make more than one application per season. Do not harvest within 125 days of treatment.
Tobacco	Cutworms, Flea beetle Larvae, Root Maggots, and Wireworms	—	—	—	—	13.5 to 20 lb	Apply the granules one week before transplanting, using equipment that will evenly distribute the granules over a treated area. Immediately following application, incorporate the granules into the soil to a depth of 2 to 4 inches using suitable equipment. The application of LORSBAN 15G will also suppress movement of imported fire ant into a treated field.	Do not make more than one application per season.
Vegetables	Broccoli, Brussels, Sp. roots, Cabbage, Cauliflower, Chinese Cabbage, Collards, Kale, Kohlrabi, Rutabagas, Turnips	Root Maggots	4.6 to 9.2 oz	—	—	—	Place LORSBAN 15G across the seed row in a 4-inch wide band behind the planter shoe and in front of the press wheel to achieve shallow incorporation. The application requires a spreader or splitter on the end of the drop tube from the granular applicator.	Do not apply more than 7 1/2 pounds of LORSBAN 15G per acre to crops planted in 40-inch rows or more than 15 pounds of LORSBAN 15G per acre to crops planted in 20-inch rows (or two rows per bed). Use proportional amounts for other row spacings not to exceed 15 pounds of LORSBAN 15G per acre. Do not make more than one application per season. Do not use rutabaga tops for food or feed purpose.
Radishes	Root Maggots	—	—	—	3.3 oz	—	Apply the granules in the seed furrow with the seed at plant time.	Do not apply more than 18.3 pounds of LORSBAN 15G per acre or make more than one application per season.

15 ounces	12.3	12.9	13.9	14.4	15.3	16.3	22.3	27.2
16 ounces	13.1	13.8	14.5	15.4	16.3	17.4	23.8	29.0

## GENERAL INSTRUCTIONS FOR EQUIPMENT CALIBRATION

**Caution:** The following chart lists suggested initial gauge settings for application of LORSBAN 15G Insecticide with one hopper opening per row. Be sure to check the actual application rate under your operating conditions.

1. Fill hopper.
2. Attach a plastic bag to tube opening.
3. Set your planter to the initial settings shown on chart.
4. Measure off 1,000 row feet and drive your planter the pre-measured distance at your desired speed.
5. Each bag should contain 6 to 8 ounces (wt.) of granules depending on your desired rate.
6. If the result is over or under the desired rate adjust the settings and repeat the calibration.

John Deere <sup>2</sup> 71 Flexi-Planter and Older Planters	1 30	2 17	2 5	2 22	2 9	2 27	2 13	2 31	2 16	3 1
Allis Chalmers <sup>3</sup> 77 Series	8	13	8	13	8	13	8	13	8	13
Allis Chalmers <sup>4</sup> 78 & 79 Series	1 9.0	3 3.0	2 3.3	3 9.5	2 6.0	4 3.0	2 9.0	5 4.0	3 2.5	6 0
Noble <sup>5</sup> (New)	11	19	14	22	16	25	17	28	19	31
White Planter	11	19	14	22	16	25	17	28	19	31
International Harvester <sup>4</sup>	1 9.0	3 3.0	2 3.3	3 9.5	2 6.0	4 3.0	2 9.0	5 4.0	3 2.5	6 0
Buffalo All-Flex <sup>5</sup> (Fleischer Mfg.)	4	10	4	10	4	10	—	—	—	—

<sup>1</sup>Gauge setting.

<sup>2</sup>Gauge setting with range 1 & 2 — number is  $\frac{\text{range}}{\text{notch}}$ .

<sup>3</sup>Gauge setting is constant regardless of speed.

<sup>4</sup>Gauge setting shown with stem gates & dial settings —  
number shown is  $\frac{\text{gate}}{\text{dial}}$ .


<sup>5</sup>Number of turns open on the adjustment nut.

## STORAGE AND DISPOSAL

Do not contaminate water, food or feed by storage or disposal. Open dumping is prohibited.

**Pesticide Disposal:** Wastes resulting from the use of this product may be disposed of on site or at an approved waste disposal facility.

**Container Disposal:** Completely empty bag into application equipment. Then dispose of empty bag in a sanitary landfill or by incineration or, if allowed by state and local authorities, by burning. If burned, stay out of smoke.



## WARRANTY LIMITATIONS AND DISCLAIMER

DowElanco warrants that this product conforms to the chemical description on the label and is reasonably fit for the purposes stated on the label when used in strict accordance with the directions therein under normal conditions of use.

THIS IS THE ONLY WARRANTY MADE ON THIS PRODUCT. NO OTHER EXPRESS AND NO IMPLIED WARRANTY OF MERCHANTABILITY OR FITNESS FOR A PARTICULAR PURPOSE IS MADE OUTSIDE OF THIS LABEL. Therefore, neither this warranty nor any other warranty of merchantability or fitness for a particular purpose, express or implied, extends to the use of this product contrary to label instructions (including conditions noted on the label, such as unfavorable temperatures, soil conditions, etc.), under abnormal conditions (such as excessive rainfall, drought, tornadoes, hurricanes, etc.) or under conditions not reasonably foreseeable to or beyond the control of seller.

When buyer or user suffers losses or damages resulting from the use or handling of this product (including claims based on contract, negligence, strict liability, or other legal theories), buyer or user must promptly notify in writing DowElanco of any claims to be eligible to receive either remedy given below. The EXCLUSIVE REMEDY OF THE BUYER OR USER and the LIMIT OF LIABILITY of DowElanco or any other seller will be one of the following, at the election of DowElanco:

- (1) **Refund of purchase price** paid by buyer or user for product bought, or
- (2) **Replacement** of amount of product used.


The seller **will not be liable for consequential or incidental damages or losses.**

The terms of this Warranty Limitations And Disclaimer cannot be varied by any written or verbal statements or agreements. Any employee or sales agent of the seller is not authorized to vary or exceed the terms of this Warranty Limitations And Disclaimer in any manner.

U.S. Patent No. 4,380,537

45405-L2

A390




**DowElanco**

Indianapolis, Indiana 46268 U.S.A.

\*Trademark of DowElanco







SPECIMEN LABEL 86-1375 DATE CODE A390  
REPLACES 86-1375 DATE CODE 190  
DISCARD PREVIOUS SPECIMEN LABELS

REVISIONS INCLUDE:

- 1) ADDITION OF STATEMENT UNDER ONIONS  
USE DIRECTIONS OF SPECIFIC USES IN  
COLORADO, IDAHO, WASHINGTON, AND  
OREGON
- 2) REVISED PEANUTS PEST SECTION BY  
CHANGING SOUTHERN BLIGHT REFERENCE  
TO WHITE MOLD
- 3) ADDITION AND REVISION UNDER PEANUTS  
USE DIRECTIONS SECTION
- 4) CHANGED PEANUTS USE RESTRICTIONS  
SECTION TO READ "13.3 POUNDS"