

PM. 32. 62719-4

1 of 11

(Base label):

**RESTRICTED USE PESTICIDE DUE TO INHALATION TOXICITY**  
For sale to and use only by Certified Applicators or persons under their direct supervision and only for those uses covered by the Certified Applicator's certification.

(logo) DowElanco

# Vikane\* Gas Fumigant

**For control of:** Existing infestations of insects and related pests such as (or including) drywood termites, Formosan termites, powder post beetles, death watch beetles, old house borers, bedbugs, cockroaches, clothes moths, rodents (rats, mice), and the larvae and adults of carpet beetles (except egg stage), oriental, American, and brown-banded cockroaches.

**For use in:** Dwellings (including mobile homes), Buildings, Construction Materials, Furnishings (household effects), and Vehicles including automobiles, buses, surface ships, rail cars, and recreational vehicles (but not including aircraft).

When fumigating, observe local, state, and federal rules and regulations including such things as use of chloropicrin, clearing devices, positive-pressure self-contained breathing apparatus, security requirements, and placement of warning signs.

Active Ingredient	
sulfuryl fluoride .....	99%99.8%
Inert Ingredients .....	1%0.2%
Total .....	100%

## Precautionary Statements

### Hazards to Humans and Domestic Animals

Keep Out of Reach of Children

**DANGER**  **POISON**

**PELIGRO**


Precaucion al usuario: Si usted no lee inglés, no use este producto hasta que la etiqueta le haya sido explicada ampliamente.

**Extremely Hazardous Liquid And Vapor Under Pressure • Inhalation of Vapors May Be Fatal • Liquid May Cause Freeze Burns of Exposed Skin**

Do not get in eyes, on skin, or on clothing. Vikane\* Gas Ffumigant is odorless. Exposure to toxic levels may occur without warning or detection by the user.

**ACCEPTED**  
OCT 28 1996

Under The Federal Insecticide, Fungicide and Rodenticide Act, as amended, for the pesticide registered under EPA Reg. No. 62719-4



20/11

### First Aid

In all cases of overexposure, such as nausea, difficulty in breathing, abdominal pain, slowing of movements and speech, numbness in extremities, get medical attention immediately. Take person to a doctor or emergency treatment facility.

**If Inhaled:** Get exposed person to fresh air. Keep warm and at rest. Make sure person can breathe freely. If breathing has stopped, give artificial respiration. Do not put anything in the mouth of an unconscious person.

**If Liquid Is On Skin:** Immediately apply water to contaminated area of clothing before removing. Once area has thawed, remove contaminated clothing, shoes, and other items covering skin. Wash contaminated skin area thoroughly or shower.

**If Liquid Is In Eyes:** Flush with plenty of water for at least 5 minutes. Get medical attention.

**Note to Physician:** Vikane Gas Fumigant is a gas which has no warning properties such as odor or eye irritation. (However, chloropicrin is used as a warning agent and is a known lachrymator). Early symptoms of exposure to Vikane Gas Fumigant are respiratory irritation and central nervous system depression. Excitation may follow. Slowed movement, reduced awareness, and slow or garbled speech may be noted. Prolonged exposure can produce lung irritation, pulmonary edema, nausea, and abdominal pain. Repeated exposure to high concentrations can result in significant lung and kidney damage. Single exposures at high concentrations have resulted in death. Treat symptomatically.

Liquid Vikane Gas Fumigant in the eye may cause damage due to refrigeration or freezing.

**Refer to label booklet for additional precautionary information and Directions for Use.**

**Notice:** Read the entire label. Use only according to label directions. **Before buying or using this product, read "Warranty Disclaimer" and "Limitation of Remedies" inside label booklet.**

In case of emergency endangering health or the environment involving this product, call collect 517-636-4400.

Agricultural Chemical: Do not ship or store with food, feeds, drugs or clothing.


EPA Reg. No. 62719-4

EPA Est. 464-CA-1

\*Trademark of DowElanco  
DowElanco • Indianapolis, IN 46268 U.S.A.

## Specialty Gas Fumigant

Net Contents XXX



30411

(Datapack cover):

**RESTRICTED USE PESTICIDE DUE TO INHALATION TOXICITY**

For sale to and use only by Certified Applicators or persons under their direct supervision and only for those uses covered by the Certified Applicator's certification.

(logo) DowElanco

# Vikane\* Gas Fumigant

**For control of:** Existing infestations of insects and related pests such as (or including) drywood termites, Formosan termites, powder post beetles, death watch beetles, old house borers, bedbugs, cockroaches, clothes moths, rodents (rats, mice), and the larvae and adults of carpet beetles (except egg stage), oriental, American, and brown-banded cockroaches.

**For use in:** Dwellings (including mobile homes), Buildings, Construction Materials, Furnishings (household effects), and Vehicles including automobiles, buses, surface ships, rail cars, and recreational vehicles (but not including aircraft).

When fumigating, observe local, state, and federal rules and regulations including such things as use of chloropicrin, clearing devices, positive-pressure self-contained breathing apparatus, security requirements, and placement of warning signs.

Active Ingredient	
sulfuryl fluoride .....	99%99.8%
Inert Ingredients .....	1%0.2%
Total .....	100%

**Keep Out of Reach of Children**


**DANGER**  **POISON**

**PELIGRO**

**Precaucion al usuario:** Si usted no lee inglés, no use este producto hasta que la etiqueta le haya sido explicada ampliamente.

Refer to label booklet for additional precautionary information and Directions for Use.

**Notice:** Read the entire label. Use only according to label directions. Before buying or using this product, read "Warranty Disclaimer" and "Limitation of Remedies" inside label booklet.



4011

In case of emergency endangering health or the environment involving this product, call collect 517-636-4400.

Agricultural Chemical: Do not ship or store with food, feeds, drugs or clothing.


EPA Reg. No. 62719-4

EPA Est. 464-CA-1

\*Trademark of DowElanco  
DowElanco • Indianapolis, IN 46268 U.S.A.

## Specialty Gas Fumigant

Net Contents XXX



5011

(Page 1 through end):

---

**Precautionary Statements**

---

**Hazards to Humans and Domestic Animals****DANGER**  **POISON****PELIGRO**

Precaucion al usuario: Si usted no lee inglés, no use este producto hasta que la etiqueta le haya sido explicada ampliamente.

**Extremely Hazardous Liquid And Vapor Under Pressure • Inhalation of Vapors May Be Fatal • Liquid May Cause Freeze Burns of Exposed Skin**

**Do not get in eyes, on skin, or on clothing. Vikane\* Gas Fumigant is odorless. Exposure to toxic levels may occur without warning or detection by the user.**

**First Aid**

In all cases of overexposure, such as nausea, difficulty in breathing, abdominal pain, slowing of movements and speech, numbness in extremities, get medical attention immediately. Take person to a doctor or emergency treatment facility.

**If Inhaled:** Get exposed person to fresh air. Keep warm and at rest. Make sure person can breathe freely. If breathing has stopped, give artificial respiration. Do not put anything in the mouth of an unconscious person.

**If Liquid Is On Skin:** Immediately apply water to contaminated area of clothing before removing. Once area has thawed, remove contaminated clothing, shoes, and other items covering skin. Wash contaminated skin area thoroughly or shower.

**If Liquid Is In Eyes:** Flush with plenty of water for at least 5 minutes. Get medical attention.

**Note to Physician:** Vikane Gas Fumigant is a gas which has no warning properties such as odor or eye irritation. (However, chloropicrin is used as a warning agent and is a known lachrymator). Early symptoms of exposure to Vikane Gas Fumigant are respiratory irritation and central nervous system depression. Excitation may follow. Slowed movement, reduced awareness, and slow or garbled speech may be noted. Prolonged exposure can produce lung irritation, pulmonary edema, nausea, and abdominal pain. Repeated exposure to high concentrations can result in significant lung and kidney damage. Single exposures at high concentrations have resulted in death. Treat symptomatically.


Liquid Vikane Gas Fumigant in the eye may cause damage due to refrigeration or freezing.

---

**Directions for Use**

---

It is a violation of Federal law to use this product in a manner inconsistent with its labeling. Read all Directions for Use carefully before applying.



### Storage and Handling

Store in dry, cool, well ventilated area under lock and key. Post as a pesticide storage area. Do not contaminate water, food, or feed by storage.

Store cylinders upright; secured to a rack or wall to prevent tipping. Cylinders should not be subjected to rough handling or mechanical shock such as dropping, bumping, dragging, or sliding. Do not use rope slings, hooks, tongs, or similar devices to unload cylinders. Transport cylinders using hand truck or fork truck to which the cylinder can be firmly secured. Do not transport any cylinders in closed vehicles where they occupy the same common airspace as personnel. Transport securely only in an upright position.

Do not remove valve protection bonnet and safety cap until immediately before use. Replace safety cap and valve protection bonnet when cylinder is not in use.

When cylinder is empty, close valve, screw safety cap onto valve outlet, and replace protection bonnet before returning to supplier. Only the registrant is authorized to refill cylinders. Do not use cylinder for any other purpose. Follow registrant's instructions for return of empty or partially empty cylinders.

**Leak Procedures:** Evacuate immediate area of leak. Use a NIOSH or MSHA approved positive pressure self-contained breathing apparatus (SCBA, not SCUBA) or combination air-supplied/SCBA respirator, such as manufactured by Ranger, Survivair, Scott, or MSA, for entry into affected areas to correct problem. Move leaking or damaged cylinder outdoors or to an isolated location, observing strict safety precautions. Work upwind if possible. Do not permit entry into leakage area by unprotected persons until concentration of fumigant is determined to be 5 parts per million (ppm) or less, as determined by a detection device with sufficient sensitivity such as an INTERSCAN or MIRAN gas analyzer. For more detailed information on the source and use of air monitoring devices or respirators, consult the ~~Vikane Fumigation Manual~~ Vikane Gas Fumigant Structural Fumigation Manual.

**Cylinder and Product Disposal:** Promptly return all empty cylinders to your distributor of Vikane Gas Fumigant. Follow proper cylinder handling directions above.

Pesticide wastes are toxic. Improper disposal of excess pesticide is a violation of Federal law. If these wastes cannot be disposed of by use according to label instructions, consult your State Pesticide or Environmental Control Agency, or the Hazardous Waste Representative at the nearest EPA Regional Office for guidance.

### General Information

Before using, read and follow all label precautions and directions. Prior to the parties entering into a fumigation agreement, the Fact Sheet for Vikane Gas Fumigant must be provided to an adult occupant of the structure to be fumigated.

Vikane Gas Fumigant is a highly hazardous material and should be used only by individuals knowledgeable of the hazards of this chemical and trained in the use of required respiratory equipment, detector devices, emergency procedures, and in the proper use of this fumigant.

When used for fumigation of enclosed spaces, such as houses and other structures, warehouses, vaults, chambers, trucks, vans, boxcars, ships, and other transport vehicles, 2 persons trained in the use of this product must be present at all times during introduction of fumigant, reentry prior to aeration, and during the initiation of the initial aeration procedure when exposure exceeds 5 ppm. **Two persons need not be present if monitoring is conducted remotely (outside the area being fumigated).**

If fumigating for insect pests, do not apply when temperature at site of pest activity is below 40°F. This temperature may be measured at the slab foundation, sub-floor soil, or wherever the coolest part of the structure may be. This restriction does not apply when fumigating for rodents.

When fumigating a single unit/room within or connected to a larger structure (such as town houses, apartments, condominiums) all units of the entire structure must be vacated during the fumigation and aeration periods.

7011

Remove edible items from the structure before the fumigation if they cannot be adequately sealed to prevent exposure to Vikane Gas Fumigant. Chloropicrin must be used as described on the label to warn of an ongoing fumigation.

## Preparation for Fumigation

### Structural Fumigation

Remove from the structure to be fumigated all persons, domestic animals, pets, including fish, and desirable growing plants. Remove mattresses (**except waterbeds**) and pillows completely enveloped in water proof covers or remove covers. Food, feed, drugs, and medicinals (including those items in refrigerators and freezers) can remain in the structure if they are in plastic, glass, or metal bottles, cans, or jars with the original manufacturer's air-tight seal intact. Food, feed, drugs, and medicinals (including those items in refrigerators and freezers) not in plastic, glass, or metal bottles, cans, or jars with the original manufacturer's air-tight seal intact, need to be removed from the fumigation site, or double bagged in Nylofume bags, which are available from distributors of Vikane gas fumigant.

**Note: Extinguish all flames, including pilot lights of water heaters, gas refrigerators, ranges, ovens, broilers, etc. Turn off or unplug all electrical heating elements such as those in heaters, pianos, organs, etc. Shut off automatic switch controls for appliances and lighting systems which will be included in the space to be fumigated.**

Open operable internal doors, internal openings to attics and sub areas, storage chests, cabinets, drawers, closets, and appliances (such as washers, dishwashers, dryers, microwave or conventional ovens, etc.). Using electric fan(s) will help provide for forced distribution and aeration of basements and other dead air spaces to facilitate rapid dispersion of gas. Refrigerator and freezer doors may be left open if the units are turned off or disconnected and all food items have been removed. If the applicator chooses to leave sealed food items in closed refrigerators and freezers during the fumigation, the appliances should be opened when clearing the structure until the concentration of Vikane Gas Fumigant in them is 5 ppm or less.

### Tarpaulin Fumigation

Open operable windows. When tarping, use a highly resistant material such as a vinyl coated nylon, or polyethylene sheeting of at least 4 mil thickness. Seal all seams. Seal all low edges of the cover (such as with soil, sand, or weighted "snakes"). To minimize escape of gas through the soil and to avoid injury to nearby plants, wet soil outward from foundation to the cover if not sufficiently moist to act as a barrier for the gas.

### Taped Fumigation

For fumigation sites that can be sealed with plastic, paper, or tape-sealed, seal adequately around doors, windows, vents, and other openings.

### Chamber Fumigation

For chamber fumigation use a gas-tight chamber with adequate circulation.

### Construction Materials, Furnishings (Household effects), and Vehicles

Follow preparations as appropriate in above paragraphs for chamber, taped job fumigation, or tarpaulin fumigation to assure good confinement of the gas for the recommended period of exposure.

### Fumigation of Surface Ships in Port

Surface ships in size up to and including large ocean-going ships may be fumigated with Vikane Gas Fumigant to control the various pests listed. The professional fumigator and the ship's captain (or owner) shall follow all applicable regulations including those listed in the Department of Transportation, Chapter 1, Parts 147A.1-147A.43. Except for those persons involved in fumigation, no people, plants, or pets may be on-board during fumigation.

80711

The person responsible for the fumigation must notify the master of the vessel, or his representative, of the requirements relating to personal protection equipment and detection equipment. Emergency procedures, cargo ventilation, periodic monitoring and inspections, and first aid measures must be discussed with and understood by the master of the vessel or his representative.

If leakage of the fumigant is detected, the person in charge of the fumigation shall take action to correct the leakage, or shall inform the master of the vessel, or his representative, of the leakage so that corrective action can be taken.

Edible commodities shall not be exposed to the chemical. If not removed from the vessel they shall be protected from exposure. The vessel must not be moved during the fumigation and aeration periods. If reentry is necessary before aeration is completed, positive pressure self-contained respiratory protection must be worn.

### Warning Agent

**Chloropicrin** is a warning agent ~~present in~~ introduced into the structure during fumigation. In order avoid direct exposure to the fumigant being released, chloropicrin must be ~~used~~ released within the structure at least 5 to 10 minutes prior to introduction of the fumigant. Place a handful of cotton in a shallow container and set the container in the air stream of a fan. Pour chloropicrin over the cotton. Use 1 fluid oz/10,000 to 15,000 cubic feet - (30 ml/283 to 425 cubic meters) of space to be fumigated. Chloropicrin need not be used when fumigating railcars; however, a thorough walk-through inspection must be performed of each railcar with doors being immediately locked upon leaving each car, and a guard must be posted during fumigant introduction, exposure period, and aeration.

Chloropicrin is a warning agent which causes smarting of the eyes, tears, and discomfort, and has a very disagreeable pungent odor at very low concentrations. Chloropicrin must be used by a persons certified to apply Vikane Gas Fumigant or under their supervision. Fumigators must observe the precautionary statements and safety recommendations appearing on the label of this product.

### Protective Clothing

Wear goggles or full face shield for eye protection during introduction of the fumigant. Do not wear gloves or rubber boots. Do not reuse clothing or shoes that have become contaminated with liquid Vikane Gas Fumigant until thoroughly aerated and cleaned.


### Respiratory Protection

If the concentration of Vikane Gas Fumigant in the fumigated area (as measured by a detector device with sufficient sensitivity such as an INTERSCAN or MIRAN gas analyzer) does not exceed 5 ppm (20 mg/cubic meter), no respiratory protection is required. When this concentration is exceeded, all persons in the exposed area must wear a NIOSH or MSHA approved positive pressure self-contained breathing apparatus (SCBA, not SCUBA) or combination air-supplied/SCBA respirator such as manufactured by Ranger, Survivair, Scott, or MSA. Before using any make or brand of SCBA, learn how to use it correctly. Determine that it has an adequate air supply for the job at hand, that it fits properly, providing an adequate seal around the face, and that it is in good working order. For more detailed information on the source and use of air monitoring devices and respirators, consult the Fumigation Manual for Vikane Vikane Gas Fumigant Structural Fumigation Manual.

**Prefumigation Check:** Check for potential leaks.

### Dosage and Exposure Time

For fumigation to control drywood termites and non-egg stages of other insect and related structural and household pests, the Fumiguide\* calculator(s) is to be used for the coordination of fumigant rates with soil or slab temperature, exposure period, and fumigant loss rate measured as half-loss-time (HLT). When control of the egg stage is desired or when fumigating for Formosan termites, use the indicated multiple factor of the drywood termite dosage (as determined by Fumiguides calculator(s)) for pests listed in the following table:





90811

Pest	Dosage Factor (as a multiple of drywood termite dosage)
Rodents	1/2X
Carpet Beetles and Cockroaches	1X
Furniture Carpet Beetles and Bedbugs	3X
Old House Borers and Formosan Termites	4X
Clothes Moths	6X
Powder Post Beetles and Death Watch Beetles	10X

These dosages apply to dwellings, buildings, construction materials, furnishings, and vehicles.

To determine the proper dose for rodent control, use 80°F as the calculating temperature. Unlike insects, rodents are warm blooded and do not require increased dosages at lower temperatures.

More than 1 fumigation may be needed to control the infestation after egg hatch.

For fumigation to control rodents, use sufficient gas to accumulate at least 36 ounce-hours following equilibrium, regardless of ambient air temperature. Refer to the Fumigation Manual for Vikane Gas Fumigant Structural Fumigation Manual.

The Fumiguide B Calculator is to be used for unmonitored structures to coordinate fumigant rates with temperatures, a 20 to 24 hour exposure period, and an estimated HLT.

The Fumiguide Y Calculator is used in conjunction with Fumiguide B when fumigant concentrations are monitored and/or there are measured variations in exposure time.

The Fumiguide Calculator is a hand held microprocessor which performs the functions of both the Fumiguide B and Y calculators and includes relative humidity as a calculating factor.

These calculators, Directions For Use, and referenced literature may be obtained from DowElanco.

### Introducing the Fumigant

Release the fumigant from outside the structure, tent, or vehicle. The release point(s) should be into a large open space(s) in the fumigation site(s). Release the fumigant through a suitable leak-proof tube with a minimum burst pressure of 500 pounds per square inch (psi). Direct the fumigant into the blast of air from a fan(s) having a capacity of at least 1,000 cubic feet per minute (cfm) for each pound of Vikane Gas Fumigant ~~shot~~released per minute. Damage to household materials can occur if insufficient fan capacity is used for the rate of Vikane Gas Fumigant ~~shot~~released. It is recommended that protective sheeting, such as polyethylene plastic under the shooting stand, shooting hose, and shooting fan can be used to further protect floors during application. **To Prevent Damage, Do Not Apply Fumigant Directly To Any Surface.**

### Posting of Fumigated Areas

The applicator must post all entrances to the fumigated areas with signs bearing, in English and Spanish:

1. The signal word DANGER/PELIGRO and the SKULL and CROSSBONES symbol.
2. The statement, "Area under fumigation, DO NOT ENTER/NO ENTRE".
3. The date of fumigation.
4. Name of fumigant used.
5. Name, address, and telephone number of the applicator.

Only a certified applicator may authorize removal of placards, and only when the concentration of Vikane Gas Fumigant in the treated site is 5 ppm or less.

10 of 11

## Aeration and Reentry

No one should be in treated areas if the level of Vikane Gas Fumigant is above 5 ppm unless provided with a NIOSH or MSHA approved positive pressure self-contained breathing apparatus (SCBA, not SCUBA) or combination air supplied/SCBA respirator, such as manufactured by Ranger, Survivair, Scott, or MSA. Since the INTERSCAN and MIRAN gas analyzers give immediate readings, respiratory protection is not required when clearing with these instruments after having completed the initial 1 hour aeration procedure. If a reading indicates levels in excess of 5 ppm, leave the affected area immediately.

Only an approved detection device of sufficient sensitivity, such as the INTERSCAN or MIRAN, can be used to confirm a concentration of Vikane Gas Fumigant of 5 ppm or less. The concentration of Vikane Gas Fumigant must be monitored in breathing zones. Structure must remain posted for fumigation until cleared for reentry.

Select the appropriate procedure based on the fumigation rate:

All structures fumigated at 16 oz/MCF or less may be aerated using procedures 1 or 2.

All structures fumigated at concentrations greater than 16 oz/MCF must be aerated using procedure 2.

### Aeration Procedure 1

**Step (1):** Aerate structure with all operable windows and doors open, aided by the use of 1 or more fans, for a minimum of 1 hour. Each fan shall be capable of displacing a total of 5,000 cfm.

**Step (2):** Secure structure and do not allow reentry for a minimum of 6 hours from the start of aeration (first opening of the seal). During this time structures must remain posted.

**Step (3):** After the minimum 6 hour waiting period, measure the concentration of Vikane Gas Fumigant in breathing zones. If the concentration of Vikane Gas Fumigant is greater than 5 ppm, ventilate structure with operable doors and windows open for at least 10 minutes. Structure may be reoccupied when concentration is 5 ppm or less.


### Aeration Procedure 2

**Step (1):** Aerate structure with all operable windows and doors open, aided by the use of 1 or more fans, for a minimum of 1 hour. Each fan shall be capable of displacing a total of 5,000 cfm.

**Step (2):** Secure the structure and do not allow reentry for a minimum of 8 hours from the start of aeration (first opening of the seal). During this time the structure must remain posted.

**Step (3):** After the minimum 8 hour waiting period, measure the concentrations of Vikane Gas Fumigant in breathing zones. If the concentration of Vikane Gas Fumigant is greater than 5 ppm, ventilate structure with operable doors and window open for at least 10 minutes. Structure may be reoccupied when the concentration Vikane Gas Fumigant is 5 ppm or less.

For more detailed information on the source and use of air monitoring devices or respirators, consult the Fumigation Manual for Vikane Vikane Gas Fumigant Structural Fumigation Manual. Do not reoccupy fumigation site, i.e. building, ship, vehicle or chamber, or move vehicle until aeration is complete. Warning signs must remain posted until aeration is determined to be complete.



11/2/11

---

**Warranty Disclaimer**

---

DowElanco warrants that this product conforms to the chemical description on the label and is reasonably fit for the purposes stated on the label when used in strict accordance with the directions, subject to the inherent risks set forth below. DowElanco MAKES NO OTHER EXPRESS OR IMPLIED WARRANTY OF MERCHANTABILITY OR FITNESS FOR A PARTICULAR PURPOSE OR ANY OTHER EXPRESS OR IMPLIED WARRANTY.

---

**Inherent Risks of Use**

---

It is impossible to eliminate all risks associated with use of this product. Plant injury, lack of performance, or other unintended consequences may result because of such factors as use of the product contrary to label instructions (including conditions noted on the label, such as unfavorable temperature, soil conditions, etc.); abnormal conditions (such as excessive rainfall, drought, tornadoes, hurricanes), presence of other materials, the manner of application, or other factors, all of which are beyond the control of DowElanco or the seller. All such risks shall be assumed by buyer.

---

**Limitation of Remedies**

---

The exclusive remedy for losses or damages resulting from this product (including claims based on contract, negligence, strict liability, or other legal theories), shall be limited to, at DowElanco's election, one of the following:

1. Refund of purchase price paid by buyer or user for product bought, or
2. Replacement of amount of product used.

DowElanco shall not be liable for losses or damages resulting from handling or use of this product unless DowElanco is promptly notified of such loss or damage in writing. In no case shall DowElanco be liable for consequential or incidental damages or losses.

The terms of the "Warranty Disclaimer" above and this "Limitation of Remedies" cannot be varied by any written or verbal statements or agreements. No employee or sales agent of DowElanco or the seller is authorized to vary or exceed the terms of the "Warranty Disclaimer" or this "Limitation of Remedies" in any manner.

\*Trademark of DowElanco  
EPA-Accepted \_\_\_/\_\_\_/\_\_\_

