

62575-12

10/20/2008

10934



U.S. Environmental Protection Agency
Office of Pesticide Programs
Registration Division (7505P)
1200 Pennsylvania Ave., N.W.
Washington, D.C. 20460

EPA Reg.

Number:

62575-12

Date of Issuance:

October 20,
2008

Term of Issuance: **Unconditional**

Name of Pesticide Product:

Atrazine 90 DF

NOTICE OF PESTICIDE:

Registration
 Reregistration

(under FIFRA, as amended)

Name and Address of Registrant (include ZIP Code):

BIESTERFIELD U.S., Inc.

200 Madison Avenue, Suite 2109

New York, New York 10016

Note: Changes in labeling differing in substance from that accepted in connection with this registration must be submitted to and accepted by the Registration Division prior to use of the label in commerce. In any correspondence on this product always refer to the above EPA registration number.

On the basis of information furnished by the registrant, the above named pesticide is hereby registered/reregistered under the Federal Insecticide, Fungicide and Rodenticide Act.

Registration is in no way to be construed as an endorsement or recommendation of this product by the Agency. In order to protect health and the environment, the Administrator, on his motion, may at any time suspend or cancel the registration of a pesticide in accordance with the Act. The acceptance of any name in connection with the registration of a product under this Act is not to be construed as giving the registrant a right to exclusive use of the name or to its use if it has been covered by others.

This product is unconditionally registered in accordance with FIFRA section 3(c)(5) provided you agree in writing to:

Signature of Approving Official:

Signed



James Tompkins, Product Manager (25)
Herbicide Branch, Registration Division (7505P)

Date:

October 20, 2008

1. Submit and/or cite all data required for registration/reregistration of your product when the Agency requires all registrants of similar products to submit such data.
2. Change the EPA Registration Number on the label to 62575-12.
3. Under Personal Protective Equipment, change "If no such instructions for washables, use detergent and hot water." To "If no such instructions for washables exist, use detergent and hot water."
4. Under "Spray Drift Management" change "Avoid spray at the application site is the responsibility of the applicator." To "Avoid spray drift at the application site is the responsibility of the applicator."
5. In the last paragraph of "Spray Drift Management" that starts "Where states have more stringent regulations," change "should" to "must"
6. Change "Natural Resource Conservation Service" to "Natural Resources Conservation Service where it is referenced on your label (page 13, 17, 19)

You will submit one (1) copy of your final printed labeling before you release the product for shipment. A stamped copy of labeling is enclosed for your records.


James Wompkins
Product Manager (25)
Herbicide Branch
Registration Division (7505P)

RESTRICTED USE PESTICIDE
 Ground and Surface Water Concerns

For retail sale to and use only by certified applicators or persons under their direct supervision and only for those uses covered by the certified applicator's certification.
 This product is a Restricted Use Herbicide due to ground and surface water concerns. Users must read and follow all precautionary statements and instructions for use in order to minimize potential for atrazine to reach ground and surface water.

BIESTERFELD
ATRAZINE 90 DF
 HERBICIDE

For season-long weed control in Chemical fallow, Conifers, Corn, Fallowland, Guava, Lawns, Macademia nuts, Sorghum, Sugarcane, Turf, and other uses.

ACTIVE INGREDIENTS:

Atrazine	88.4%
Related Compounds.....	1.6%
INERT INGREDIENTS	10.0%
TOTAL	100.0%

Contains 22.5 pounds of active ingredients per enclosed 25 pound water-soluble bag.

KEEP OUT OF REACH OF CHILDREN

CAUTION – CAUCION

EPA Reg. No. 62575-RE
EPA Est. No 19713-MS-1

Net Contents: 25 lbs

Water Soluble Packaging

ACCEPTED
with **COMMENTS**
in EPA Letter Dated:
OCT 20 2008

Manufactured For:
Biesterfeld U.S., Inc.
200 Madison Avenue, Suite 2109
New York, NY 10016

Under the Federal Insecticide,
Fungicide, and Rodenticide Act,
as amended, for the pesticide
registered under EPA Reg. No.

62575-12

FIRST AID

IF SWALLOWED:

- Call a poison control center or doctor immediately for treatment advice.
- Have person sip a glass of water if able to swallow.
- Do not induce vomiting unless told to do so by a poison control center or doctor.
- Do not give anything by mouth to an unconscious or convulsing person.

IF ON SKIN OR CLOTHING:

- Take off contaminated clothing.
- Rinse skin immediately with plenty of water for 15 to 20 minutes.

IF IN EYES:


- Hold eye open and rinse slowly and gently with water for 15 to 20 minutes.
- Remove contact lenses, if present, after the first 5 minutes, then continue rinsing eye.

IF INHALED:

- Move person to fresh air.
- If person is not breathing, call 911 or an ambulance, then give artificial respiration, preferably mouth-to-mouth

Call a poison control center or doctor for treatment advise. Have the product container or label with you when calling a poison control center or doctor, or going for treatment. For information on this pesticide product (including health concerns, medical emergencies or pesticide incidents), call the National Pesticide Information Center at 1-800-858-7378.

NOTE TO PHYSICIAN: There is no specific antidote for atrazine. If this product is ingested, induce emesis or lavage stomach. The use of an aqueous slurry of activated charcoal may be considered.



PRECAUTIONARY STATEMENTS

HAZARDS TO HUMANS AND DOMESTIC ANIMALS

CAUTION: Harmful if swallowed. Avoid breathing of dust or spray mist. Do not take internally. Causes moderate eye irritation. Avoid contact with eyes, skin or clothing.

PERSONAL PROTECTIVE EQUIPMENT (PPE)

Some materials that are chemical-resistant to this product are listed in the next column. If you want more options, follow the instructions for category A on an EPA chemical-resistance category selection chart.

Applicators using spray equipment mounted on their backs must wear: Coveralls over long-sleeved shirt and long pants, chemical-resistant gloves such as polyethylene or polyvinyl chloride and chemical-resistant footwear plus socks.

Mixers, loaders, applicators, flaggers, and other handlers must wear: Long-sleeved shirt and long pants, chemical-resistant gloves such as polyethylene or polyvinyl chloride, shoes plus socks, and chemical-resistant apron when mixing/loading, cleaning up spills, cleaning equipment, or otherwise exposed to the concentrate.

See engineering controls for additional requirements.

Discard clothing and other absorbent materials that have been drenched or heavily contaminated with this product's concentrate. Do not reuse them.

Follow manufacturer's instructions for cleaning/maintaining PPE. If no such instructions for washables, use detergent and hot water. Keep and wash PPE separately from other laundry.

ENGINEERING CONTROLS

Water-soluble packets when used correctly qualify as a closed mixing/loading system under the Worker Protection Standard (WPS) for Agricultural Pesticides [40 CFR 170.240(d)(4)].

Mixers and loaders using water-soluble packets must: Wear the personal protective equipment required on this labeling for mixers and loaders, and be provided and have immediately available for use in an emergency, such as a broken package, spill, or equipment breakdown, chemical-resistant footwear.

Pilots must use an enclosed cockpit in a manner that is consistent with the WPS for Agricultural Pesticides [40 CFR 170.240(d)(6)]. Pilots must wear the PPE required on this labeling for applicators, however, they need not wear chemical-resistant gloves when using an enclosed cockpit.

Flaggers supporting aerial applications must use an enclosed cab that meets the definition on the WPS for Agricultural Pesticides [40 CFR 170.240(d)(5)] for dermal protection.

When applicators use enclosed cabs in a manner that meets the requirements listed in the WPS for Agricultural Pesticides [40 CFR 170.240(d)(5)], the handler PPE requirements may be reduced or modified as specified in the WPS.

USER SAFETY RECOMMENDATIONS

Users Should:

1. Wash hands before eating, drinking, chewing gum, using tobacco or using the toilet.
2. Remove clothing/PPE immediately if pesticide gets inside. Then wash thoroughly and put on clean clothing.
3. Remove PPE immediately after handling this product. Wash the outside of gloves before removing. As soon as possible, wash thoroughly and change into clean clothing.

ENVIRONMENTAL HAZARDS

Atrazine can travel (seep or leach) through soil and can enter ground-water which may be used as drinking water. Atrazine has been found in groundwater. Users are advised not to apply atrazine to Sand and Loamy sand soils where the water table (groundwater) is close to the surface and where these soils are very permeable, i.e well-drained. Your local agricultural agencies can provide further information on the type of soil in your area and the location of groundwater.

This product must not be mixed or loaded within 50 feet of intermittent streams and rivers, natural or impounded lakes and reservoirs. This product must not be applied aerially or by ground within 66 feet of the points where field surface water runoff enters perennial or intermittent streams and rivers or within 200 feet around natural or impounded lakes and reservoirs. If this product is applied to highly erodible land, the 66-foot buffer or set-back from runoff points must be planted to crop or seeded with grass or other suitable crop.

This product must not be mixed/loaded or used within 50 feet of all wells including abandoned wells, drainage wells and sinkholes. Operations that involve mixing, loading, rinsing or washing of this product into or from pesticide handling or application equipment or containers within 50 ft of any well are prohibited, unless conducted on an impervious pad constructed to withstand the weight of the heaviest load that may be positioned on or moved across the pad. Such a pad shall be designed and maintained to contain any product spills or equipment leaks, container or equipment rinse or wash water, and rain water that may fall on the pad. Surface water shall not be allowed to either flow over or from the pad, which means the pad must be self-contained. The pad shall be sloped to facilitate material removal. An unroofed pad shall be of sufficient capacity to contain at a minimum 110% of the capacity of the largest pesticide container or application equipment on the pad. A pad that is covered by a roof of sufficient size to completely exclude precipitation from contact with the pad shall have a minimum containment capacity of 100% of the capacity of the largest pesticide container or application equipment on the pad. Containment capacities as described above shall be maintained at all times. The above-specified minimum containment capacities do not apply to vehicles when delivering pesticide shipments to the mixing/loading sites. Additional State imposed requirements regarding well-head setbacks and operational area containment must be observed.

This pesticide is toxic to aquatic invertebrates. Do not apply directly to water or to areas where surface water is present or to intertidal areas below the mean high

water mark. Do not apply when weather conditions favor drift from treated areas. Runoff and drift from treated areas may be hazardous to aquatic organisms in neighboring areas. Do not contaminate water when disposing of equipment wash water.

TILE-OUTLETED TERRACED FIELDS CONTAINING STANDPIPES

One of the following restrictions must be used in applying atrazine to tile-outletted terraced fields containing standpipes:

1. Do not apply this product within 66 feet of standpipes in tile-outletted terraced fields.
2. Apply this product to the entire tile-outletted terraced field and immediately incorporate it to a depth of 2 to 3 inches in the entire field.
3. Apply this product to the entire tile-outletted terraced field under a no-till practice only when high crop residue management practices are used. High crop residue management practice is described as a crop management practice where little or no crop residue is removed from the field during and after crop harvest.

GENERAL INFORMATION

ATRAZINE 90 DF Herbicide will control most annual broadleaf and grass weeds in corn, sorghum, sugarcane and certain other crops as specified on this label. This product may be applied before or after weeds emerge.

In each case where a range of rates is given, the lower rate should be used on coarse textured soil and soils low in organic matter. The higher rate should be used on fine textured soil and soils high in organic matter. Following many years of continuous use of this product and chemically related products, biotypes of some of the weeds listed on this label have been reported which cannot be effectively controlled by this and related herbicides. Where this is known or suspected and weeds controlled by this product are expected to be present, along with resistant biotypes, we recommend the use of this product in combinations or in sequence with other registered herbicides which are not triazines. If only resistant biotypes are expected to be present, use a registered non-triazine herbicide. Consult with your State Agricultural Extension Service for specific recommendations.

Since this product acts mainly through root absorption, its effectiveness depends on moisture to move it into the root zone. Should weeds develop, a shallow cultivation or rotary hoeing will generally result in better weed control.

This product is non-corrosive to equipment and metal surfaces, has low electrical conductivity and is non-flammable. Avoid using this product near adjacent desirable plants or in greenhouses or injury may occur. To avoid spray drift, do not apply under windy conditions. Avoid spray overlap, as crop injury may result.

Note: The Seller does not recommend the use of this product in combination with other herbicides or oils except as specifically described on the label or in literature published by the seller. FAILURE TO FOLLOW THE DIRECTIONS FOR USE AND PRECAUTIONS ON THIS LABEL MAY RESULT IN POOR WEED CONTROL, CROP INJURY OR ILLEGAL RESIDUES.

DO NOT APPLY THIS PRODUCT THROUGH ANY TYPE OF IRRIGATION SYSTEM.

SPRAY DRIFT MANAGEMENT

Avoiding spray at the application site is the responsibility of the applicator. The interaction of many equipment- and weather-related factors determine the potential for spray drift. The applicator and the grower are responsible for considering all these factors when making decisions.

The following drift management requirements must be followed to avoid off-target drift movement from aerial applications to agricultural field crops. These requirements do not apply to forestry applications, public health uses, or to applications using dry formulations.

1. The distance of the outermost nozzles on the boom must not exceed three-fourths the length of the wingspan or rotor.
2. Nozzles must always point backward parallel with the air stream and never be pointed downwards more than 45 degrees.

Where states have more stringent regulations, they should be observed. The applicator should be familiar with and take into account the information covered in the **Aerial Drift Reduction Advisory Information** section below.

AERIAL DRIFT REDUCTION ADVISORY INFORMATION

Information on Droplet Size

The most effective way to reduce drift potential is to apply large droplets. The best drift management strategy is to apply the largest droplets that provide sufficient coverage and control. Applying larger droplets reduces drift potential, but will not prevent drift if applications are made improperly, or under unfavorable environmental conditions (see **Wind, Temperature and Humidity, and Temperature Inversions**).

Controlling Droplet Size

- **Volume:** Use high flow rate nozzles to apply the highest practical spray volume. Nozzles with higher rated flows produce larger droplets.
- **Pressure:** Do not exceed the nozzle manufacturer's recommended pressures. For many nozzle types, lower pressure produces larger droplets. When higher flow rates are needed, use higher flow rate nozzles instead of increasing pressure.
- **Number of nozzles:** Use the minimum number of nozzles that provide uniform coverage.
- **Nozzle Orientation:** Orienting nozzles so that the spray is released parallel to the airstream produces larger droplets than other orientations and is the recommended practice. Significant deflection from horizontal will reduce droplet size and increase drift potential.
- **Nozzle Type:** Use a nozzle type that is designed for the intended application. With most nozzle types, narrower spray angles produce larger droplets. Consider using low-drift nozzles. Solid stream nozzles oriented straight back produce larger droplets than other nozzle types.

Boom Length

For some use patterns, reducing the effective boom length to less than three-fourths of the wingspan or rotor length may further reduce drift without reducing swath width.

Application Height

Applications should not be made at a height greater than 10 feet above the top of the largest plants unless a greater height is required for aircraft safety. Making applications at the lowest height that is safe reduces exposure of droplets to evaporation and wind.

Swath Adjustment

When applications are made with a crosswind, the swath will be displaced downwind. Therefore, on the up and downwind edges of the field, the applicator must compensate for this displacement by adjusting the path of the aircraft upwind. Swath adjustment distance should increase, with increasing drift potential (higher wind, smaller drops, etc).

Wind

Drift potential is lowest between speeds of 2 to 10 mph. However, many factors, including droplet size and equipment type determine drift potential at any given speed. Application should be avoided below 2 mph due to variable wind direction and high inversion potential.

Note: Local terrain can influence wind patterns. Every applicator should be familiar with local wind patterns and how they affect spray drift.

Temperature and Humidity

When making applications in low relative humidity, set up equipment to produce larger droplets to compensate for evaporation. Droplet evaporation is most severe when conditions are both hot and dry.

Temperature Inversions

Applications should not occur during a temperature inversion because drift potential is high. Temperature inversions restrict vertical air mixing, which causes small suspended droplets to remain in a concentrated cloud. This cloud can move in unpredictable directions due to the light variable winds common during inversions. Temperature inversions are characterized by increasing temperatures with altitude and are common on nights with limited cloud cover and light to no wind. They begin to form as the sun sets and often continue into the morning. Their presence can be indicated by ground fog; however, if fog is not present, inversions can also be identified by the movement of smoke from a ground source or an aircraft smoke generator. Smoke that layers and moves laterally in a concentrated cloud (under low wind conditions) indicates an inversion, while smoke that moves upward and rapidly dissipates indicates good vertical air mixing.

Sensitive Areas

This pesticide should only be applied when the potential for drift to adjacent sensitive areas (e.g. residential areas, bodies of water, known habitat for threatened or endangered species, non-target crops) is minimal (e.g. when wind is blowing away from the sensitive area).

APPLICATION PROCEDURES

Ground Application:

Use conventional ground sprayers equipped with nozzles that provide accurate and uniform application. Be certain that nozzles are uniformly spaced and are the same size. Calibrate sprayer before use and recalibrate at the start of each season and when changing carriers. Unless otherwise specified, use a minimum of 10 gallons of spray mixture per acre for all pre-plant incorporated, pre-plant surface, pre-emergence and post-emergence applications (with or without oil surfactant) with ground equipment. Use a pump with capacity to 1) Maintain 35 to 40 psi at nozzles; 2) Provide sufficient agitation in tank to keep mixture in suspension; and 3) To provide a minimum of 20% bypass at all times.

Use centrifugal pumps which provide propeller shear action for dispersing and mixing this product. The pump should provide a minimum of 10 gallons per minute per 100 gallon tank size circulated through a correctly positioned sparger tube or jets. Use screens to protect the pump and to prevent nozzles from clogging. Screens placed on the suction side of the pump should be 16-mesh or coarser. Do not place a screen in the recirculation line. Use 50-mesh or coarser screens between the pump and boom and where required, at the nozzles. Check nozzle manufacturer's recommendations.

For band application, calculate the amount to be applied per acre as follows:

$$\frac{\text{Band width in inches}}{\text{Row width in inches}} \times \text{broadcast rate per acre} = \text{amount needed per acre in field}$$

Aerial Application:

Use aerial application only where broadcast applications are specified. Apply in a minimum of 1 gallon of water for each pound of this product applied per acre. For post-emergence treatments on Corn and Sorghum, apply recommended rate in a minimum of 2 gallons of water per acre. Avoid applications under conditions where uniform coverage cannot be obtained or where excessive spray drift may occur. Avoid application to humans or animals. Flagmen and loaders should avoid inhalation of spray mist and prolonged contact with skin.

USE OF THIS PRODUCT IN WATER OR LIQUID FERTILIZER APPLICATIONS

Nitrogen solutions or complete liquid fertilizers may replace all or part of the water as a carrier for pre-emergence and pre-plant applications of this product on Corn and Sorghum. Check the compatibility of this product with liquid fertilizer and/or nitrogen solution as shown below before use. Do not apply in nitrogen solution or complete liquid fertilizer after Corn or Sorghum emerges, or crop injury may occur.

Compatibility Test: Since liquid fertilizers can vary, even within the same analysis, always check compatibility with herbicide(s) each time before use. Be especially careful when using complete suspension or fluid fertilizers as serious compatibility problems are more likely to occur. Commercial application equipment may improve compatibility in some instances.

The following test assumes a spray volume of 25 gallons per acre. For other spray volumes, make appropriate changes in the ingredients.

Check Compatibility Using This Procedure:

1. Add 1 pint of fertilizer to each of 2 one-quart jars with tight lids.
2. To one of the jars, add 0.25 teaspoon or 1.2 milliliters of a compatibility agent approved for this use, such as Compex® or Unite® (0.25 teaspoon is equivalent to 2 pints per 100 gallons of spray). Shake or stir gently to mix.
3. To both jars add the appropriate amount of herbicide(s). If more than one herbicide is used, add them separately with dry herbicides first, flowables next and emulsifiable concentrates last. After each addition, shake or stir gently to thoroughly mix. The appropriate amount of herbicides for this test follows:
 Dry Herbicides: For each pound to be applied per acre, add 1.5 level teaspoons to each jar.
 Liquid Herbicides: For each pint to be applied per acre, add 0.5 teaspoon, or 2.5 milliliters to each jar.
4. After adding all ingredients, put lids on and tighten and invert each jar ten (10) times to mix. Let the mixtures stand 15 minutes and then look for separation, large flakes, precipitates, gels, heavy oily film on the jar or other signs of incompatibility. Determine if the compatibility agent is needed in the spray mixture by comparing the two jars. If either mixture separates, but can be re-mixed readily, the mixture can be sprayed as long as

good agitation is used, If the mixtures are incompatible, test the following methods of improving compatibility:

- a) Slurry the dry herbicide(s) in water before addition, or
- b) Add one-half of the compatibility agent to the fertilizer and the other one-half to the emulsifiable concentrate or flowable herbicide before addition to the mixture. If incompatibility is still observed, do not use the mixture.

USE OF THIS PRODUCT PLUS EMULSIFIABLE OIL OR OIL CONCENTRATE

Adding emulsifiable oil (petroleum-derived, petroleum-derived oil concentrate or single or mixed crop-derived oil concentrate) to post-emergence water-based sprays in Corn and Sorghum may improve weed control. However, under certain conditions, the use of either type of oil may seriously injure the crop. To minimize this possibility observe the following directions:

Use one of the following properly emulsified:

- 1. A suitable oil concentrate containing at least 1% but not more than 20% suitable emulsifier or surfactant blend.
- 2. Petroleum-derived oil containing at least 1% suitable emulsifier.

Note: In the event of a compatibility problem when mixing oil with this product and water, a compatibility agent such as Compex® or Unite® should be used. Any of the above oils contaminated with water or other materials can cause compatibility problems and/or crop injury.

MIXING PROCEDURES (ALL USES)

- 1. Be sure sprayer is clean and not contaminated with any other materials or crop injury or sprayer clogging may result.
- 2. Fill tank one-fourth full with clean water, nitrogen solution or complete liquid fertilizer.
- 3. Start agitation.
- 4. Be certain that the agitation system is working properly and creates a rippling or rolling action on the liquid surface.
- 5. Drop the unopened pack of this product directly into the tank.
- 6. Continue filling tank until 90% full. Increase agitation if necessary to maintain surface action.
- 7. Add emulsifiable oil, oil concentrate or tank mix herbicide(s) after this product is thoroughly suspended.
- 8. Finish filling the tank.
- 9. Empty tank as completely as possible before refilling to prevent buildup of oil or emulsifiable concentrate residue. Maintain agitation to avoid separation of materials.
- 10. If an oil or emulsifiable concentrate film starts to build up in the tank, drain it and clean with a strong detergent solution or solvent.
- 11. Clean sprayer thoroughly immediately after use by flushing system with water containing a detergent.

DIRECTIONS FOR WATER-SOLUBLE BAGS

One water-soluble pak contains 25 pounds of this product equal to 22.5 pounds of active ingredients. Paks containing this product are water-soluble. Do not allow pak to become wet prior to adding to the spray tank. Do not handle paks with wet hands. To prepare the spray mixture, drop the required number of unopened paks into spray tank while filling with the appropriate amount of water. Operate the agitator while mixing. Depending on the water temperature and the degree of agitation, the paks should be completely dissolved approximately 5 minutes from the time they are added to the water. Use the specified dosage of this product in the amount of

water necessary to give complete coverage. Determine the total amount to be added to the spray tank based on the rates in the "CROP" section. **Note:** Products containing boron and/or fertilizers will prevent the water-soluble packet from dissolving. Boron and/or fertilizer products must only be added after packet(s) have completely dissolved.

DIRECTIONS FOR USE

RESTRICTED USE PESTICIDE

It is a violation of Federal Law to use this product in a manner inconsistent with its labeling.

ANY USE OF THIS PRODUCT IN AN AREA WHERE USE IS PROHIBITED IS A VIOLATION OF FEDERAL LAW. Before using this product, you must consult the Atrazine Watershed Information Center (AWIC) to determine whether the use of this product is prohibited in your watershed. AWIC can be accessed through www.atrazine-watershed.info, or 1-866-365-3014. If use of this product is prohibited in your watershed, you may return this product to your point of purchase or contact Biesterfeld U.S., Inc for a refund

Do not apply this product in a way that will contact workers or other persons, either directly or through drift. Only protected handlers may be in the area during application. Do not apply this product through any type of irrigation system. For any requirements specific to your state or Tribe, consult the agency responsible for pesticide regulation.

AGRICULTURAL USE REQUIREMENTS

Use this product only in accordance with its labeling and with the Worker Protection Standard (WPS), 40 CFR Part 170. This standard contains requirements for the protection of agricultural workers on farms, forests, nurseries, greenhouses and handlers of agricultural pesticides. It contains requirements for training, decontamination, notification and emergency assistance. It also contains specific instructions and exceptions pertaining to the statements on this label about Personal Protective Equipment (PPE) and Restricted Entry Interval (REI). The requirements in this box only apply to uses of this product that are covered by the WPS.

Do not enter or allow worker entry into treated areas during the REI of 12 hours. Exception: If the product is soil-injected or soil-incorporated, the WPS, under certain circumstances, allows workers to enter the treated area if there will be no contact with anything that has been treated.

PPE required for early entry into treated areas that is permitted under the WPS and that involves contact with anything that has been treated, such as plants, soil or water is: Coveralls, chemical-resistant gloves made of any waterproof material, and shoes plus socks.

NON-AGRICULTURAL USE REQUIREMENTS

The requirements in this box apply to uses of this product that are NOT within the scope of the Worker Protection Standard (WPS) for agricultural pesticides (40 CFR Part 170). The WPS applies when this product is used to produce agricultural plants on farms, forests, nurseries or greenhouses.

Do not enter, or allow others to enter, treated areas until sprays have dried.

130234

ROTATIONAL CROPS (ALL USES)

1. Land treated with this product should not be planted to any crop except corn or sorghum until the following year or injury may occur.
2. If this product is applied after June 10, do not rotate with crops other than corn or sorghum the next year or injury may occur.
3. In the High Plains and Intermountain areas of the West where rainfall is sparse and erratic or where irrigation is required, use only when corn or sorghum is to follow corn or sorghum or when a crop of untreated corn or sorghum is to precede other rotational crops.
4. In Western MN and Eastern parts of the Dakotas, NE and KS, corn treated with this product should not be followed with soybeans if the broadcast rate applied was more than 2.5 pounds of this product per acre (or comparable rate in a band) or injury to soybeans may occur.
5. Injury may occur to soybeans planted the year following an application of this product on a calcareous surface layer.
6. Do not plant sugar beets, tobacco, vegetables (including dry beans), spring-seeded small grains or small-seeded legumes and grasses the year following application of this product or injury may occur.

THIS PRODUCT APPLIED ALONE – CORN OR GRAIN SORGHUM
Pre-plant Surface-Applied, Pre-plant Incorporated or Pre-emergence
 or
Post-emergence at 2.2 pounds of this product per acre
(3 paks per 34 acres, with oil)

BROADLEAF OR GRASS WEEDS CONTROLLED

- | | |
|----------------------------|---------------------------------|
| Annual Morningglory | Mustard |
| Barnyardgrass*(Watergrass) | Nightshade |
| Cocklebur** | Pigweed |
| Giant foxtail** | Purslane |
| Green foxtail* | Ragweed |
| Groundcherry | Sicklepod** |
| Jimsonweed | Velvetleaf* (Buttonweed) |
| Kochia | Wild Oats |
| Lambsquarters | Witchgrass* (Panicum capillare) |
| Large (Hairy) crabgrass** | Yellow foxtail* |

*Partial control only on Medium and Fine textured soils.
 **Partial control only.

Post-emergence with Emulsifiable Oil or Oil Concentrate in Water
(1.3 Pounds of this Product per Acre [2 Paks per 38.5 Acres])

BROADLEAF WEEDS CONTROLLED

- | | |
|---------------------|--------------------------|
| Annual morningglory | Pigweed |
| Cocklebur | Ragweed |
| Jimsonweed | Smartweed |
| Lambsquarters | Velvetleaf* (Buttonweed) |
| Mustard | Wild buckwheat |

*Partial control only on Medium and Fine textured soils

150f34

*Broadleaf control (Eastern CO, Western KS, Western NE, NM, OK Panhandle, West TX and Eastern WY): On sand, loamy sand, sandy loam, mild to strongly alkaline soil and all recently leveled soil, apply no more than 1.3 pounds of this product per acre (1 pak per 19.2 acres), either pre-plant or pre-emergence. On other soils in these areas, use above rate for Broadleaf and Grass control.
**As defined by the Natural Resource Conservation Service.

FOR POST-EMERGENCE APPLICATION

If no atrazine was applied prior to corn emergence, apply a maximum of 2 pounds active ingredient per acre (2.2 pounds of this product per acre [1 pak per 11.3 acres]) broadcast. If a post-emergence treatment is required following an earlier herbicide application, the total atrazine applied may not exceed 2.5 pounds active ingredient per acre per calendar year.

Where there are State/Local requirements regarding atrazine use (including lower maximum rates and/or set-backs) which are different from the label, the more restrictive/protective requirements must be followed. Certain states may have established rate limitations within specific geographical areas. Consult your State Lead Pesticide Control Agency for additional information. It is a violation of this label to deviate from state use regulations.

POST-EMERGENCE WITH EMULSIFIABLE OIL OR OIL CONCENTRATE IN WATER

Add the following volume of one of the type oils indicted for aerial or ground application unless the oil label specifies otherwise:

Type of Oil	Ground Application per Acre	Aerial Application per Acre
Oil Concentrate (Crop or Petroleum-derived)	1 qt.	0.5 to 1 qt.
Petroleum-derived oil	1 gal.	2 qts.

Note: Crop-derived or petroleum-derived oil concentrates should contain at least 1%, but not more than 20%, suitable emulsifier or surfactant blend. Petroleum-derived oils should contain at least 1% suitable emulsifier.

Broadleaf and Grass Control: For post-emergence control of those weeds listed under "PRE-PLANT INCORPORATED" and "PRE-EMERGENCE", broadcast 2.2 pounds of this product per acre (1 pak per 11.3 acres) plus emulsifiable oil or oil concentrate after weed emergence, but before weeds reach 1.5 inches in height and before corn exceeds 12 inches in height.

Broadleaf Control: For post-emergence control of those weeds listed under "POST-EMERGENCE WITH EMULSIFIABLE OIL OR OIL CONCENTRATE IN WATER", broadcast 1.3 pounds of this product per acre (1 pak per 19.2 acres) plus emulsifiable oil or oil concentrate, before lambsquarters and pigweed reach 6 inches in height and before all other weeds reach 4 inches in height. A cultivation may be necessary if all weeds are not controlled, or if weeds regrow.

USE PRECAUTIONS FOR APPLICATIONS OF THIS PRODUCT PLUS EMULSIFIABLE OIL OR OIL CONCENTRATE IN WATER TO CORN

1. Do not use oil in sprays of this product when corn is under stress from prolonged cold, wet weather, poor fertility or other factors or when corn is wet and succulent from recent rainfall, as crop injury may occur.
2. Do not use oils in sprays when treating inbred line or any breeding stock as injury may occur.

3. Adding other insecticides, herbicides, liquid fertilizers or other materials is not recommended because they may cause compatibility problems or crop injury.
4. Store and handle emulsifiable oil and oil concentrate carefully. Oil contaminated with even a small amount of water may not emulsify properly when added to the tank.
5. Do not exceed 2.5 pounds active ingredient (2.7 pounds of this product [1 pak per 9.2 acres]) per acre per calendar year.
6. Post-emergence application to corn must be made before corn exceeds 12 inches in height.

TANK MIXTURE WITH THIS PRODUCT FOR CORN

This product may be mixed with the herbicides below for control of certain broadleaf and grass weeds in corn:

Alachlor	Metolachlor + simazine + glyphosate
Alachlor + glyphosate	Metolachlor + simazine + paraquat
Alachlor + paraquat	Paraquat
Butylate 6.7 E	Propachlor
Metolachlor	Simazine
Metolachlor + glyphosate	Simazine + glyphosate
Metolachlor + paraquat	Simazine + paraquat
Metolachlor + simazine	

Use tank mix directions appearing on the labels of the above herbicides when tank mixing with this product. Observe all precautions and limitations on labeling of products used in a particular tank mix. When tank-mixing or sequentially applying atrazine or products containing atrazine to corn, do not exceed an application rate of 2 pounds atrazine active ingredient per acre for any single application, and the total pounds of atrazine applied (lbs. a.i./A) must not exceed 2.5 pounds active ingredient per acre per year. When tank-mixing or sequentially applying atrazine or products containing atrazine to crops other than corn or sorghum, the total pounds of atrazine (pounds a.i./acre) must not exceed the specific seasonal rate limits as noted in the use directions.

Note: When the labels of the above herbicides refer to Atrazine 80 W, use equivalent rates of this product. One pound of Atrazine 80 W equals 0.9 pound of Atrazine 90 DF.

THIS PRODUCT PLUS SIMAZINE 4L OR SIMAZINE 80W

In addition to the weeds listed under "THIS PRODUCT APPLIED ALONE – CORN OR GRAIN SORGHUM – PRE-PLANT SURFACE – APPLIED, PRE-PLANT INCORPORATED OR PRE-EMERGENCE", this combination also controls Carpetweed, Crabgrass and Fall panicum. Broadcast tank mix before planting, at-planting or after planting, but before crop and weeds emerge, at rates in "Table 2". Use the 1:1 ratio for control of most weeds. Use the 1:2 ratio for expected heavy infestations of Crabgrass and Fall panicum. Cultivate shallowly if weeds develop.

PRE-PLANT SURFACE-APPLIED

Use on medium and fine textured soils with minimum-tillage or no-tillage systems in CO, IA, IL, IN, KS, KY, MN, MO, MT, ND, NE, SD, WI and WY.

Apply the recommended rate of this product and simazine shown in "Table 2" up to 45 days prior to planting. On coarse textured soils, do not apply more than 2 weeks prior to planting. Refer to the "THIS PRODUCT ALONE – PRE-PLANT SURFACE-APPLIED" section of the corn label for additional details.

If weeds are present at time of treatment, apply in a tank mix combination with a contact herbicide (for example, paraquat or glyphosate). Observe Directions for Use, Precautions and Restrictions on the label of the contact herbicide.

NOTE: To the extent possible, do not move treated soil out of the row or move untreated soil to the surface during planting or weed control will be diminished.

PRE-PLANT INCORPORATED

Apply to the soil and incorporate in the spring before, during or after final seedbed preparation. Avoid deep incorporation. For best results, apply within 2 weeks prior to planting.

PRE-EMERGENCE

Apply during or shortly after planting, but before crop and weeds emerge.

TABLE 2						
Tank Mixes with Simazine 4L or 80W on Corn						
Soil Texture	Broadcast Rate per Acre					
	1:1 Ratio*			1:2 Ratio**		
	This Product	Simazine 80W¹	Simazine 4L	This Product	Simazine 80W¹	Simazine 4L
COARSE: Sand, Loamy sand, Sandy loam	1.1 lbs (1 pak/ 22.7 acres)	1.25 lbs	2 pints	0.75 lb. (1 pak per 33.3 acres)	1.67 lbs	2.6 pints
MEDIUM: Loam, Silt loam, Silt, Clay loam, Sandy clay loam, Silty clay loam, Sandy clay, or Silty clay with low organic matter	1.3 lbs (1 pak per 19.2 acres)	1.5 lbs	2.4 pints	0.9 lb (1 pak per 27.7 acres)	2 lbs	3.5 pints
FINE: Loam, Silt loam, Silt, Clay loam, Sandy clay loam, Silty clay loam, Sandy clay, or Silty clay with med to high organic matter and Clay (including dark prairie soils of the corn belt)	1.6 lbs (1 pak per 15.6 acres)	1.8 lbs	3 pints	1.1 lbs (1 pak per 22.7 acres)	2.4 lbs	3.84 pints
* For control of most weeds.						
** For control of expected heavy infestations of Crabgrass and Fall panicum.						
¹ When using Simazine 90 DF, use equivalent rates. One pound of Simazine 80W equals 0.9 pound of Simazine 90 DF.						

Refer to "CORN" sections of this label and to Simazine 4L or Simazine 80W label for further directions, limitations and precautions.

THIS PRODUCT PLUS SIMAZINE 4L OR 80W PLUS PARAQUAT

For kill of existing vegetation and residual Weed control where corn will be planted directly into a cover crop, established sod or in previous crop residues, apply 1.2 to 2.2 pounds of this product (1 pak per 11.3 to 20.8 acres) plus 2 to 4 pints of Simazine 4L or 1.25 to 2.5 pounds of Simazine 80W or 1.1 to 2.2 pounds of Simazine 90DF plus a suitable amount of paraquat per sprayed acre prior to, during or after planting, but before crop emergence. Use the low rates of atrazine and simazine on light soils and the higher rates on heavy clay soils. Use 20 to 60 gallons of diluted spray per sprayed acre. Add Surf-Ac® 820 or another non-ionic surfactant at the rate of 8 fluid ounces per 100 gallons of diluted spray. Add this product to the spray tank while agitating, then add the simazine, paraquat and Surf-Ac® 820. Continue agitation during application. Use the higher rate of paraquat if existing vegetation is 4 to 6 inches tall. This mixture will not control weeds taller than 6 inches. Refer to paraquat and simazine labels for further limitations and precautions.

THIS PRODUCT PLUS SIMAZINE 4L OR 80W PLUS GLYPHOSATE 480 HERBICIDE


When applied as recommended under the conditions described, this tank mixture controls many emerged weeds, and gives pre-emergence control of many annual weeds when corn will be planted directly into a cover crop, established or in previous crop residues.

Apply this tank mixture in 20 to 60 gallons of water per acre immediately before, during or after planting, but before crop emergence. As density of stubble, crop residue or weeds increase, spray gallonage and rate should be increased within the recommended ranges to ensure complete coverage.

Annual Weeds: Apply atrazine and simazine to actively growing grasses and broadleaf weeds that are 6 inches tall at the rates given in "TABLE 3" plus 1 quart of Glyphosate 480 Herbicide per acre. If the weeds are over 6 inches tall, increase the rate of Glyphosate 480 Herbicide to 1.5 quarts.

Perennial Weeds: At normal application rates in minimum-tillage systems, perennial weeds may not be at the proper stage of growth for control. See the "GENERAL INFORMATION" section of the glyphosate label for the proper stage of growth for perennial weeds. Apply the atrazine and simazine at the rates given in "TABLE 3" plus 2 to 4 quarts of Glyphosate 480 Herbicide per acre. This combination will provide top kill and reduce competition from many emerged perennial grasses and broadleaf weeds.

Note: Do not use this tank mix on sand or loamy sand soils. Do not exceed 4 quarts of Glyphosate 480 Herbicide per acre in this tank mixture. Not recommended to control Bermudagrass or Johnsongrass in minimum-tillage systems.



190f34

TABLE 3		
This product Plus Simazine 4L or 80W For Mixture With Glyphosate 480 Herbicide		
Soil Texture	Broadcast Rate per Acre	
	This Product*	Simazine* 4L or 80W
COARSE: sandy loam only	1.1 lbs (1pak to 22.7 acres)	2 pints or 1.25 lbs
MEDIUM: Loam, Silt loam, Silt, Sandy clay loam	1.1 to 1.6 lbs (1 pak 15.6 to 22.7 acres)	2 to 2.75 pints or 1.25 to 1.75 lbs
FINE: Silty clay, Loam, Clay loam, Sandy clay, Silty clay, Clay	1.3 to 1.8 lbs (1 pak 13.8 to 19.2 acres)	2.35 to 3.15 pints or 1.25 to 2 lbs
* Use the higher rate of atrazine and simazine in the recommended ranges in soil with greater than 3% organic matter.		

FOR ALL SOIL APPLICATIONS PRIOR TO CROP EMERGENCE

On Highly Erodible Soils*: If conservation tillage is practiced, leaving at least 30% of the soil covered with plant residues at-planting, apply a maximum of 2.2 pounds of this product per acre (1 pak per 11.3 acres) as a single broadcast spray. If the soil coverage with plant residue is less than 30% at-planting, a maximum of 1.7 pounds of this product per acre (1 pak per 14.7 acres) may be applied.

On Soils Not Highly Erodible*: Apply a maximum of 2.2 pounds of this product per acre (1 pak per 11.3 acres) as a single broadcast spray.

* As defined by the Natural Resource Conservation Service.

USE PRECAUTIONS AND RESTRICTIONS FOR ALL APPLICATIONS TO CORN

1. To avoid crop injury and illegal residues, do not apply more than 2.7 pounds per acre of the product (1 pak per 9.2 acres) to corn in any one year.
2. When tank-mixing or sequentially applying atrazine or products containing atrazine to corn, do not exceed an application rate of 2 pounds atrazine active ingredient per acre for any single application, and the total pounds of atrazine applied (lbs. a.i./acre) must not exceed 2.5 pounds active ingredient per acre per year.
3. When tank-mixing or sequentially applying atrazine or products containing atrazine to crops other than corn or sorghum, the total pounds of atrazine (lbs a.i./acre) must not exceed the specific seasonal rate limits as noted in the use directions.
4. For best control of cocklebur and velvetleaf, the application rate cannot be less than 2 pounds per acre of active ingredient (2.2 lbs of this product[1 pak per 11.3 acres]), either alone or in a tank mix combination.
5. Following harvest of a treated crop, plow (moldboard or disk-plow) and thoroughly till the soil in the fall or spring to minimize possible injury to rotational spring-seeded crops, regardless of the rate used.
6. For field corn do not harvest for forage within 60 days of application. For sweet corn, do not harvest forage within 45 days of application.

For "POST-EMERGENCE APPLICATIONS PLUS EMULSIFIABLE OIL OR OIL CONCENTRATE", see additional precautions under that section of this label.

SORGHUM AND SORGHUM-SUDAN HYBRIDS

(Grain and Forage Types)

Apply before planting, at-planting or after planting. See "CORN" section for weeds controlled.

PRE-PLANT SURFACE-APPLIED

Broadleaf and Grass Control: Use on medium and fine textured soil with minimum-tillage or no-tillage systems only in CO, IA, IL, IN, KS, KY, MN, MO, MT, ND, NE, SD, WI and WY. Apply the recommended rate of this product shown in "TABLE 4" up to 45 days prior to planting. If an unsatisfactory length of weed control results from adverse environmental conditions following early treatment, a follow-up application of an appropriately labeled herbicide may be used. If the follow-up pre-treatment includes atrazine, do not exceed the labeled rate for corn indicated in "TABLE 1".

Under dry conditions, irrigation after application is recommended to move atrazine into the soil.

If weeds are present at time of treatment, apply in a tank mix combination with a contact herbicide (for example, paraquat or glyphosate). Observe directions for use, precautions and restrictions on the label of the contact herbicide.

Note: To the extent possible, do not move treated soil out of the row or move untreated soil to the surface during planting or weed control will be diminished.

PRE-PLANT INCORPORATED

Broadleaf and Grass Control: Broadcast in spring after plowing at rate in "TABLE 4". Apply before, during or after final seedbed preparation. If soil is tilled or worked after application, avoid deep incorporation. For best results, apply within two weeks prior to planting.

PRE-EMERGENCE OR AT-PLANTING

Broadleaf and Grass Control: Apply during or shortly after planting, but prior to weed or crop emergence at rate shown in "TABLE 4".

FOR POST-EMERGENCE APPLICATION

Broadleaf and Grass Control: Apply before weeds exceed 1.5 inches in height and before sorghum exceeds 12 inches in height. If no atrazine was applied prior to sorghum emergence, apply a maximum of 2 pounds active ingredient per acre (2.2 pounds of this product per acre [1 pak per 11.3 acres]) broadcast. If a post-emergence treatment is required following an earlier herbicide application, the total atrazine applied may not exceed 2.5 pounds active ingredient per acre per calendar year.

Where there are State/Local requirements regarding atrazine use (including lower maximum rates and/or set-backs) which are different from the label, the more restrictive/protective requirements must be followed. Certain states may have established rate limitations within specific geographical areas. Consult your State Lead Pesticide Control Agency for additional information. It is a violation of this label to deviate from State use regulations.




TABLE 4 Pre-Plant Surface, Pre-Plant Incorporated and Pre-Emergence or At-Planting Applications*
For Broadleaf and Grass Weed Control in Sorghum
<p>On Highly Erodible Soils**</p> <p>If conservation tillage is practiced, leaving at least 30% of the soil covered with plant residues, apply a maximum of 2 pounds active ingredient per acre (2.2 pounds of this product per acre [1 pak per 11.3 acres]) as a single preemergence broadcast spray. If the soil coverage with plant residue is less than 30%, a maximum of 1.6 pounds of active ingredient per acre (1.7 pounds of this product per acre [1 pak per 14.7 acres]) may be applied as a single preemergence application.</p>
<p>On Soils Not Highly Erodible**</p> <p>Apply a maximum of 2 pounds active ingredient per acre (2.2 pounds of this product per acre [1 pak per 11.3 acres]) as a single broadcast spray if at least 30% of the soil is covered with plant residues.</p>
<p>* Do not apply pre-plant surface or pre-plant incorporated in AL, AR, FL, GA, LA, MS, NC, NM, OK, SC, TN, or TX. Do not apply pre-emergence in NM, OK, or TX, except in northeast OK and the TX Gulf Coast, and Blackland areas. ** As defined by the Natural Resource Conservation Service.</p>

In case of planting failures, sorghum or corn can be replanted into soil previously treated with this product. Do not make a second broadcast application or injury may occur. If this product is applied in a band and sorghum or corn is replanted in the untreated row middles, this product may be applied in a band to the second planting, provided the maximum application rate of 2.5 pounds active ingredient (2.7 lbs of this product, 1 pak per 9.2 acres) per acre per calendar year is not exceeded.

PRE-EMERGENCE BROADLEAF WEED CONTROL IN FURROW-IRRIGATED BEDDED SORGHUM

AZ and CA only: For pre-emergence control of many broadleaf weeds, broadcast 0.9 to 1.3 pounds of this product per acre (1 pak per 19.2 to 27.7 acres). Make application after bed preparation, during or after planting, but before sorghum and weeds have emerged and before the first furrow irrigation. Several regular irrigations should follow the application, making sure that all soil is thoroughly wet.

USE PRECAUTIONS FOR PRE-EMERGENCE APPLICATIONS OF THIS PRODUCT TO FURROW-IRRIGATED BEDDED SORGHUM

AZ and CA: To avoid possible sorghum injury, do not use on sand or loamy sand soils or on sorghum planted in the furrow. Additionally, applications made to sorghum growing on alkali soils, or where cuts, fills or erosions have exposed calcareous or alkali subsoils, may result in crop injury. In case of crop failure, do not replant sorghum for eight months following application. Corn may be planted immediately.

USE PRECAUTIONS AND RESTRICTIONS FOR ALL APPLICATIONS TO SORGHUM

1. Heavy rains immediately following application tend to cause excessive concentrations of herbicide in seed furrow, resulting in possible crop injury. Applications to furrow-planted sorghum should not be made until furrows are leveled (plow-in). Deep planter marks or seed furrows should be leveled before application.
2. Application made to sorghum growing under stress caused by minor element deficiency or to sorghum growing on highly calcareous soils may result in crop injury.
3. Following harvest, plow (moldboard or disk-plow) and thoroughly till the soil in the fall or spring to minimize possible injury to spring-seeded rotational crops, regardless of rate used.
4. Injury may occur if both this herbicide, applied pre-plant surface, pre-plant incorporated or pre-emergence, and an at-planting systemic insecticide applied in-furrow are used.
5. Do not apply more than 2.5 pounds of active ingredient (2.7 pounds of this product [6 paks per 53.5 acres]) per acre per calendar year.
6. For all soil applications prior to crop emergence (except for pre-emergence used on bedded sorghum in AZ and CA), do not apply to course textured soils, i.e., sand, loamy sand, sandy loam, or to medium and fine textured soils having less than 1% organic matter or injury may occur.
7. For post-emergence applications, do not apply to sand or loamy sand or injury may occur.
8. Do not harvest for forage within 60 days of a pre-emergence application and 45 days of a post-emergence application.

For applications to furrow-irrigated bedded sorghum in AZ and CA and for post-emergence applications plus emulsifiable oil, see additional precautions under these sections of this label.

TANK MIXTURES FOR GRAIN SORGHUM

This Product + Metolachlor on Grain Sorghum (Cyometrinil-Treated Seed)

This product + metolachlor tank mixture provides control of weeds listed on the Metolachlor label and this label. Follow use instructions, precautions and limitations on the metolachlor label. When tank-mixing or sequentially applying atrazine or products containing atrazine to Sorghum, do not exceed an application rate of 2 pounds active ingredient, and the total pounds of atrazine applied (lbs a.i./A) must not exceed 2.5 pounds per acre per year. When tank-mixing or sequentially applying atrazine, or products containing atrazine, to crops other than Corn or Sorghum, the total pounds of atrazine applied (lbs. a.i./A) must not exceed the specific seasonal rate limits as noted in the use directions.

WINTER WEED CONTROL IN TEXAS

For post-emergence control of winter weeds only, such as Annual thistle, Henbit and Seeding dock on fall-bedded land in the Gulf Coast and Blacklands of TX: Apply 0.9 to 1.1 pounds of this product per acre (1 pak per 22.7 to 27.7 acres) post-emergence to the weeds in November or December to land that will be planted to corn, grain sorghum or forage sorghum the following spring. For best results add a suitable surfactant, such as Surf-Ac® 820, at the rate of 0.5% of the spray volume, an emulsifiable oil att the rate of 1% of the spray volume or an oil concentrate at the rate of 1 quart per acre. Normal weed control programs may be used in the following: corn, grain sorghum or forage sorghum crop.

USE PRECAUTION AND RESTRICTION

Do not plant any crops except corn, forage sorghum or grain sorghum the spring following this treatment or illegal residues may result.

CHEMICAL FALLOW – THIS PRODUCT ALONE

Wheat – Sorghum – Fallow: This treatment controls annual broadleaf and grass weeds following wheat harvest and in the following sorghum crop when grown under minimum – tillage

240f34

Apply 2.5 pounds of this product per acre [1 pak per 10 acres] to Wheat stubble immediately following Wheat harvest. If weeds are present, remove them with a sweep plow or other suitable implement after application or use an approved contact herbicide before or after application of this product. Plant Sorghum into Wheat stubble the following Spring with minimum disturbance of the soil. Use a surface planter or a planter leaving a shallow furrow. If weeds are present at-planting, remove them with a sweep plow or other suitable implement before planting.

For soils in ND or SD with a pH of 7.5 or greater, do not apply more than 1.6 lbs of this product (1.5 lbs. active ingredient) per acre for any application. For soils in ND or SD with a pH of less than 7.5, do not apply more than 2.2 lbs. of this product (2 lbs. active ingredient) per acre for any application. For all other locations, do not apply more than 2.5 lbs. of this product (2.25 lbs. active ingredient) per acre for any application.

Do not apply more than one application per cycle.

For the list of weeds controlled, see "THIS PRODUCT APPLIED ALONE – CORN OR GRAIN SORGHUM – PRE-PLANT SURFACE-APPLIED, PRE-PLANT INCORPORATED, OR PRE-EMERGENCE".

USE PRECAUTIONS AND RESTRICTIONS

1. Use only on silt loam or fine-textured soil or crop injury may result.
2. Wheat-Sorghum-Fallow cropping sequence must be followed.
3. Do not apply following sorghum harvest.
4. Only one application is allowed per cycle for all chemical fallow applications.
5. To avoid illegal residues, do not graze or feed forage from treated areas to livestock.
6. To avoid illegal residues and crop injury, do not plant any crop other than those on this label within 18 months following treatment.

WHEAT-CORN-FALLOW (CO, KS, ND, NE, SD, WY): This product controls Cheatgrass (Downy brome, Chess), Kochia, Mustard, Pigweed, Russian thistle, Wild lettuce, Wild sunflower and Volunteer wheat during period after wheat harvest. Weed control may extend into following corn crop grown under minimum-tillage.

On soils in ND and SD with a pH greater than 7.5, do not exceed 1.5 lbs a.i. per acre (1.8 lbs of this product/acre [1 pak per 13.8 acres]) for any application. For soils with a pH less than 7.5 in ND and SD, apply 1 to 2 lbs a.i. (1.25 to 2.5 lbs of this product [1 pak per 10 to 20 acres]) per acre. Use the higher rate on fine-textured soils, and where heavy weed infestations are expected. Use the lower rate on coarse-textured soils and where light weed infestations are expected. Do not apply more than 2 pounds a.i. (2.5 lbs of this product [1 pak per 10 acres]) per acre for any application. For all other locations, do not apply more than 2.25 pounds a.i. (2.8 lbs of this product [1 pak per 9 acres]) per acre for any application. In the event grasses are present the following spring, use a grass herbicide registered for use on corn.

250934

Follow Directions for Use, Notes, and Precautions in the "WHEAT-SORGHUM-FALLOW" section above, substituting corn for references to sorghum.

Make only one application per cycle.

WHEAT-FALLOW-WHEAT (CO, KS, MT, ND, NE, SD and WY): For pre-emergence and control of Cheatgrass (Downy brome, Chess), Common lambsquarters, Field pennycress, Kochia, Mustard, Russian thistle, Wild lettuce and suppression of Volunteer wheat during fallow period of a Wheat-Fallow-Wheat rotation, broadcast 0.5 to 1.1 pounds of this product per acre [1 pak per 22.7 to 50 acres] on all soils except those listed under "PRECAUTIONS".

For control of Pigweed and Wild sunflower, use the higher rate. Apply to stubble ground. Treat only once during same fallow period.

For soils in ND or SD with a pH of 7.5 or greater, do not apply more than 1.6 lbs of this product (1.5 lbs. active ingredient) per acre for any application. For soils in ND or SD with a pH of less than 7.5, do not apply more than 2.2 lbs. of this product (2 lbs. active ingredient) per acre for any application. For all other locations, do not apply more than 2.5 lbs. of this product (2.25 lbs. active ingredient) per acre for any application.

Do not apply more than one application per cycle.

TANK MIXTURES FOR CHEMICAL FALLOW

WHEAT-SORGHUM-FALLOW OR WHEAT-CORN-FALLOW (KS, NE)

This product Plus Paraquat: If weeds are present at application, a tank mix with paraquat may be used. Broadcast 2.5 pounds of this product [1 pak per 10 acres] plus a suitable amount of paraquat in 20 to 60 gallons of water per acre by ground equipment. Add 0.5 to 1 pint of a non-ionic surfactant, such as Surf-Ac® 820, per 100 gallons of spray mixture. Add this product to spray tank first and thoroughly mix with water. Then add paraquat followed by surfactant. Use the higher rate of paraquat if weeds are 4 to 6 inches tall. This mixture will not control weeds taller than 6 inches. Apply to stubble ground. Do not apply more than 2.5 pounds of this product (2.25 lbs. active ingredient) per acre per any application. Do not apply more than one application per cycle. Refer to paraquat label for further directions, precautions and limitations.

WHEAT-FALLOW-WHEAT (CO, KS, ND, NE, SD, WY)

THIS PRODUCT PLUS PARAQUAT: If weeds are present at application, a tank mix with paraquat may be used. Broadcast 0.5 to 1.1 lbs of this product [1 pak per 22.7 to 50 acres] plus a suitable amount of paraquat in 20 to 60 gallons of water per acre by ground equipment. Add 0.5 to 1 pint of a non-ionic surfactant, such as Surf-AC® 820 per 100 gallons of spray mixture. Add this product to spray tank first and thoroughly mix with water. Then add paraquat followed by surfactant. Use the higher rate of paraquat specified on the label if weeds are 4 to 6 inches tall. This mixture will not control weeds taller than 6 inches. Apply to stubble ground.

For soils in ND or SD with a pH of 7.5 or greater, do not apply more than 1.6 lbs of this product (1.5 lbs. active ingredient) per acre for any application. For soils in ND or SD with a pH of less than 7.5, do not apply more than 2.2 lbs. of this product (2 lbs. active ingredient) per acre for any application. For all other locations, do not apply more than 2.5 lbs. of this product (2.25 lbs. active ingredient) per acre for any application.

Do not apply more than one application per cycle. Refer to paraquat label for further directions, precautions and limitations.

2600234

If weeds are present at application and this product is used alone, use either an approved contact herbicide before or after treatment or tillage after treatment.

Use tillage to control weeds which escape during fallow period. Till before planting. For this product applied alone or in tank mixture with paraquat, plant at least 2 inches deep and 12 months or more after application.

USE PRECAUTIONS AND RESTRICTIONS

1. Do not use on sandy soil.
2. Do not treat eroded hillsides, caliche and rocky outcroppings or exposed calcareous subsoil.
3. Do not treat soils of the Rosebud and Canyon Series in western NE and adjoining counties in CO and WY.
4. Do not treat soils with calcareous surface layers.
5. Avoid spray overlap.
6. Do not graze treated areas within 6 months after application or illegal residues may result
7. Only one application is allowed per cycle for all chemical fallow applications.

AERIAL APPLICATION: In order to assure that spray will be controllable within the target area when used according to label directions, make applications at a maximum height of 10 feet using low drift nozzles at a maximum pressure of 40 psi and restrict application to periods when wind speed does not exceed 10 mph.

To assure that spray will not adversely affect adjacent sensitive non-target plants, apply this product alone by aircraft at a minimum upwind distance of 400 feet from sensitive plants.

ROADSIDES

To control certain annual weeds in established perennial grasses along roadsides in CO, KS, MT, ND, NE, SD, and WY, including Cheatgrass (Downy brome, Chess), Common (Annual) broomweed, Little barley, Medusahead, Sagewort and Tumble mustard, broadcast 1.1 pounds of this product per acre (1pak per 22.7 acres) in a minimum of 10 gallons of water by ground equipment in the fall before ground freezes or after thawing in the spring, but before the established grasses green-up and before weeds emerge. Examples of desirable established grasses include Big bluestem, Bluegrama, Bromegrass, Buffalograss, Crested wheatgrass, Indiangrass, Little bluestem, Side-oats grama, Switchgrass and Western wheatgrass. Apply only once per year. Temporary discoloration or other form of injury to the desirable perennial grasses may occur following application.

USE PRECAUTIONS AND RESTRICTIONS

To avoid illegal residues:

1. Do not cut or feed roadside grass hay.
2. Do not allow livestock to graze treated areas.
3. Do not apply more than 1 pound a.i./acre (1.1 lbs of this product/A[1 pak per 22.7 acres]) for any application. Make only one application per year.

SUGARCANE

For control of many broadleaf and grass weeds, such as Amaranths, Crabgrass, Fireweed, Flora's paintbrush, Foxtail, Junglerice and Wiregrass, broadcast 2.2 to 4.4 lbs of this product per acre (1 pak per 5.6 to 11.3 acres) at time of planting or ratooning, but before the cane emerges.

Broadcast aerially in a minimum of 5 gallons of spray per acre, or broadcast by hand by ground equipment in a minimum of 20 gallons per acre, unless indicated otherwise. One additional application may be made over the cane as it emerges and two additional applications may be made interline after emergence, as a directed spray. Repeat treatments, where needed, may be

applied broadcast, band or interline as suggested with the final application being prior to "close-in". Do not exceed the rate of herbicide suggested for any one crop of sugarcane.

Note: Where high rates of this product are used, apply in a minimum of 1 gallon of water for each pound of this product applied per acre.

AERIAL APPLICATION: In order to assure that spray will be controllable within the target area when used according to label directions make applications at a maximum height of 10 feet using low drift nozzles at a maximum pressure of 40 psi and restrict application to periods when wind speed does not exceed 10 mph. To assure that spray will not adversely affect adjacent sensitive non-target plants, apply this product alone by aircraft at a minimum upwind distance of 400 feet from sensitive plants.

USE PRECAUTIONS AND RESTRICTIONS FOR ALL STATES AND USES

1. Do not apply this product after "close-in".
2. Do not apply more than 4 lbs active ingredient (4.4 lbs of this product [1 pak per 5.6 acres]) per acre for any application. Do not apply more than 10 pounds active ingredient (11.1 pounds of this product per acre [1 pak per 2.2 acres]) per year.
3. Injury to sugarcane may occur when under moisture stress, when soil is of low absorptive capacity or when land is first cropped to sugarcane.

For specific weed problems, the following may be used: Other rate and application timings may be used for other weed spectrums and cultural practices, provided they are within the above "GENERAL USE DIRECTIONS FOR ALL STATES" and are consistent with the "USE PRECAUTIONS FOR ALL STATES AND USES".

FLORIDA

For control of emerged Pellitory weeds (Artillery weed), apply 0.4 to 0.6 pound per acre (1 pak per 41.6 to 62.5 acres) in 40 gallons of water per acre as a directed spray, by ground equipment prior to "close-in". Add 2 quarts of surfactant for each 50 gallons of spray and be sure weed foliage is thoroughly covered.

For control of Alexandergrass, Large crabgrass, Pellitory weed (Artillery weed) and Spiny amaranth use one of the following methods at-planting or ratooning:

1. Apply 4.4 pounds of this product per acre (1 pak per 5.6 acres) pre-emergence. Follow with one or two applications, as needed, post-emergence to sugarcane and weeds, at 2.2 pounds of this product per acre (1 pak per 11.3 acres). Treat before weeds exceed 1.5 inches in height.
2. Apply 1 to 3 times, as needed, at 2.2 pounds of this product per acre (1 pak per 11.3 acres) post-emergence to sugarcane and weeds. Treat before weeds exceed 1.5 inches in height.

The total pounds active ingredient applied by pre-emergence PLUS post-emergence applications can not exceed 10 lbs active ingredient (11.1 pounds of this product [1 pak per 2.2 acres]) per acre per crop.

LOUISIANA

For control of annual weeds during the summer fallow period, apply 2.2 pounds of this product per acre (1 pak per 11.3 acres) to weed free beds immediately after bed formation. Follow normal weed control after planting.

Use Precautions and Restrictions:

To avoid crop injury in Louisiana

1. Do not apply more than 11.1 pounds of this product per acre (1 pak per 2.2 acres) to any one crop of sugarcane.

280f34

2. If making 2.2 pounds of this product per acre (1 pak per 11.3 acres) application during summer fallow period, do not exceed 8.8 pounds of this product per acre [1 pak per 2.8 acres]) during the remainder of the growing season or illegal residues may result.

TEXAS

Use this product for control of Barnyardgrass, Pigweed, Purslane and Sunflower in plant or ratoon sugarcane.

Apply 4.4 pounds per acre of this product (1 pak per 5.6 acres) pre-emergence. Follow with one or two applications, as needed, at 3.3 pounds of this product per acre (1 pak per 7.5 acres) post-emergence to sugarcane and weeds.

For best results, when weeds are emerged, add a non-ionic surfactant, such as Surf-Ac® 820, at a concentration of 2 quarts per 100 gallons to the spray and apply before weeds exceed 1.5 inches in height.

CONIFERS

For control of annual broadleaf and grass weeds prior to transplanting, after transplanting or in established conifers (including Austrian pine, Bishop pine, Blue spruce, Douglas fir, Grand Fir, Jeffery pine, Knobcone pine, Loblolly pine, Lodgepole pine (Shore pine), Monterey pine, Noble fir, Ponderosa pine, Scotch pine, Slash pine, Sitka spruce and White fir), broadcast 2.2 to 4.4 pounds of this product (1 pak per 5.6 to 11.3 acres) in a minimum of 5 gallons of water per acre by air or 10 gallons by ground before weeds are 1.5 inches tall. Apply to established trees between fall and early spring while trees are dormant. For new transplants, apply during or soon after transplanting. For applications prior to transplanting, allow sufficient precipitation to activate atrazine before transplanting. In areas where spring and summer rainfall is inadequate to activate atrazine, apply during fall prior to spring transplanting.

For the list of weeds controlled, see "THIS PRODUCT – APPLIED ALONE – CORN OR GRAIN SORGHUM – PRE-PLANT SURFACE APPLIED, PRE-PLANT INCORPORATED OR PRE-EMERGENCE".

Quackgrass control: Broadcast 4.4 pounds of this product (1 pak per 5.6 acres) in a minimum of 5 gallons of water per acre by air or 10 gallons by ground between fall and early spring while trees are dormant and before Quackgrass is more than 1.5 inches tall.

USE PRECAUTIONS AND RESTRICTIONS

1. In areas west of the Rocky Mountains (except the Great Basin), grazing may begin 7 months after a fall application or 3 months after a winter or spring application.
2. To prevent illegal residues, do not graze treated areas of the Great Basin, or areas east of the Rocky Mountains.
3. Temporary injury to trees may occur following use of atrazine on coarse textured soil. To avoid injury do not apply to seed beds.
4. Apply only once per year.
5. Do not apply more than 4 pounds a.i. (4.4 lbs of this product [1 pak per 5.6 acres]) per year.
6. Do not apply more than 4 pounds a.i. (4.4 lbs of this product [1 pak per 5.6 acres]) per acre for any application.

AERIAL APPLICATION: In order to assure that spray will be controllable within the target area when used according to label directions, make applications at a maximum height of 10 feet above vegetation, unless a greater height is required for aircraft safety, using low drift nozzles at a maximum pressure of 40 psi and restrict application to periods when wind speed does not exceed 10 mph. To assure that spray will not adversely affect adjacent sensitive non-target plants, apply this product by aircraft at a minimum upwind distance of 400 feet from sensitive plants.

ST. AUGUSTINE GRASS, CENTIPEDEGRASS AND DORMANT BERMUDAGRASS

This product controls Annual bluegrass, Florida betony, Spurweed and many other problem weeds in home law, ornamental and recreational turf and other non-crop areas such as highway right-of-ways and similar areas. This product may be applied with any pump-up or compressed air type sprayer or with a hose-on type sprayer. This product will control both emerged weeds and weeds from seeds. Rain or watering within 2 to 3 days of application may decrease the effectiveness on emerged weeds. However, for control of weeds from seeds, rainfall or watering is necessary within 7 to 10 days after treatment.

Note: Do not apply within the active root zone of vegetables or desirable ornamental plants such as Azaleas, Boxwoods, Camellias, etc. However, treatments with this product should not normally cause injury to medium or large shrubs or trees in the landscape. Do not plant any crop (Flower or Vegetable gardens) to treated areas for 18 months or injury may result.

For weed control in rights-of-way, do not apply more than 1.0 lb a.i./acre (1.1 pounds of this product per acre [1 pak per 22.7 acres]) per year. Do not apply more than one application per year.

WEEDS CONTROLLED OR SUPPRESSED

Annual bluegrass (poa annua)	Henbit	Sandspur
Chickweed (common and mouseear)	Knotweed	Smutgrass
Crabgrass	Lespedeza	Spurge
Cransbill	Moneywort	Spurweed
Cudweed	Mustards	Swinecrest
Dichondra	Narrowleaf vetch	Woodsorrel
Florida betony	Parsleypiert	various annual Clovers

CONTROL OF ANNUAL WEEDS IN BERMUDAGRASS ON COUNTY ROAD RIGHTS-OF-WAY

Apply up to 1.1 pounds of this product (1 pak per 22.7 acres) in 40 to 80 gallons of water per acre to control the following:

Annual bluegrass	Foxtails	Ragweed
Black nightshade	Horseweed	Russian thistle
Cheat	Kochia	Smartweed
Cocklebur	Lambsquarters	Smutgrass
Common hop clover	Little barley	Sunflower
Broomweed (annual)	Marestail	Wild lettuce
Crabgrass	Mustard	Wild oats
Downy brome	Pigweed (Carelessweed)	
Japanese brome	Poorjoe	

For control of summer annual weeds, apply this product in the spring before weeds emerge. To control winter annual weeds, apply this product in the fall before weeds emerge or in the early spring before active growth resumes. Do not apply more than 1.0 pound active ingredient per acre (1.1 lbs of this product/acre [1 pak per 22.7 acres]) for any application. Do not apply more than once per year.

TIMING OF APPLICATION

The timing of applications to achieve maximum control may vary quite a bit with different weed species. The following application times are suggested for certain problem weeds:

Spurweed: Best control of Spurweed can be obtained by applying this product when Spurweed has emerged (December and January).

Florida betony: Apply this product when this weed emerges in the fall.

Dichondra, Moneywort: This product will give best control when applied to young, tender weeds or just prior to weed emergence. Do not apply to growing Bermudagrass

Applications for Florida betony or Spurweed generally will give control or suppression of the other weeds listed.

USE PRECAUTIONS AND RESTRICTIONS

1. Do not cut for hay or graze treated areas within 3 months following an application.
2. For weed control in rights-of-way, do not apply more than 1.1 pounds of this product (1.0 lbs. a.i.) per acre per year.
3. Do not apply more than one application per year.
4. Do not seed or transplant species which are sensitive to this product within 18 months after application.
5. Do not use on rights-of-way where preservation of wildflowers is desired. This product may cause injury to wildflowers.

ST. AUGUSTINE AND CENTIPEDEGRASSES

This product may be applied to established Centipedegrasses and St. Augustine grasses, during both the dormant and the growing season. Best results are usually obtained in the early spring or dormant periods when weeds are small or have not emerged. Follow rates listed.

DORMANT BERMUDAGRASS

This product may be applied to Bermudagrass during the dormant season only. Applications to Bermudagrass during the growing season will cause injury. Follow rates below, except for residential uses for which the maximum rate is 1 pound active ingredient per acre.

RATE OF APPLICATION

Determine the total area to be sprayed and base rate of application on the chart below. Avoid overlapping spray pattern while treating.

AREA TO BE TREATED	AMOUNT OF THIS PRODUCT
11.3 Acres	25 lbs (1 pak)

TURFGRASS FOR FAIRWAYS, LAWNS, SOD PRODUCTION* AND RESIDENTIAL AREAS

*In states other than FL. For use on Turfgrass for sod in FL, see "TURFGRASSES FOR SOD" (FL only)" section below.

Bermudagrass, Centipedegrass, St. Augustine grass and Zoysiagrass: Apply this product after October 1 before emergence of winter annual weeds for control of Annual bluegrass, Burclover, Carpet burweed, Chickweed, Corn speedwell, Henbit, Hop clover and Spurweed. This product will control annual bluegrass even if it is emerged at time of treatment. For control of summer annual weeds listed in the pre-emergence portion of the "THIS PRODUCT APPLIED ALONE - CORN OR GRAIN SORGHUM - PRE-PLANT SURFACE-APPLIED, OR PRE-PLANT INCORPORATED, OR PRE-EMERGENCE" section of this label, also apply this product in late winter before the weeds emerge. Apply in a minimum of 15 gallons of water per acre or 1 gallon per 1,000 square feet (0.4 fl. oz. per 1,000 square feet).

Where Annual bluegrass is the major weed, use 1.1 pounds of this product per acre (1 pak per 22.7 acres). Use 2.2 pounds of this product per acre (1 pak per 11.3 acres) for control of the other weeds named above. Do not exceed 1.1 pounds of this product per acre (1 pak per 22.7 acres) per treatment on newly sprigged Turfgrass or on hybrid Bermudagrass such as Tiflawn, Tifway and Ormond.

For continued summer annual weed control, apply another 1.1 pounds of this product per acre (1 pak per 22.7 acres) at least 30 days after the previous application, but not after April 15. However, do not make more than 2 applications of this product per year.

USE PRECAUTIONS AND RESTRICTIONS

On newly sprigged Turfgrass and hybrid Bermudagrass, temporary slowing of growth and yellowing may occur following application.

1. For Turfgrass at residential sites including homes, day care facilities, schools, playgrounds, parks, recreational areas and sports fields, do not apply more than 1.0 pound a.i. (1.1 lbs of this product [1 pak per 22.7 acres]) per acre for any application. Do not apply more than 2.0 pounds a.i. (2.2 lbs of this product [1 pak per 11.3 acres]) per acre per year.
2. Do not graze or feed turf clippings to animals or illegal residues may result.

To avoid Turf Injury:

1. Use only on Turfgrass reasonably free of infestations of insects, nematodes and diseases.
2. Do not use on golf greens.
3. Do not use North of NC (except may be used in VA Coastal Plains) or West of the high rainfall areas of Eastern OK and Eastern TX.
4. Do not use on Muck or Alkaline soils.
5. Do not apply over the rooting area of trees or ornamentals not listed on this label.
6. Do not overseed with desirable Turfgrass within 4 months before or 6 months after treatment.
7. Do not apply this product to newly seeded Bermudagrass until it has overwintered and has a well-developed rhizome system.
8. Do not exceed 2.2 lbs of this product per acre (1 pak per 11.3 acres) within 12 months of seeding Bermudagrass.

TURFGRASSES FOR SOD (FL ONLY)

St. Augustine grass, Centipedegrass and Zoysiagrass: Broadcast 2.2 to 4.4 pounds of this product per acre according to soil texture to control those weeds listed under "This Product Applied Alone – Corn or Grain Sorghum – Pre-Plant Surface Applied, or Pre-Plant Incorporated, or Pre-Emergence"

Muck or Peat	4.4 pounds of this product (1 pak / 5.6 acres)	OLD BEDS: Within 2 days after lifting sod.
		NEW BEDS: 3 to 4 days after sprigging or plugging.
Sandy soil	2.2 pounds of this product (1 pak/11.3 acres)	OLD BEDS: Within 2 days after lifting sod.
		NEW BEDS: 7 to 10 days after sprigging or plugging.

If weeds regrow, apply an additional 2.2 pounds of this product per acre (1 pak per 11.3 acres) on Muck or Peat or 1.1 pounds of this product (1 pak per 22.7 acres) per acre on Sandy soil.

320934

USE PRECAUTIONS AND RESTRICTIONS

1. For Muck or Peat soils, do not apply more than 4 pounds a.i. (4.4 pounds of this product [1 pak per 5.6 acres]) per acre for any application. Do not apply more than 6 pounds a.i. (6.6 pounds of this product [1 pak per 3.7 acres]) per year. For Sandy soil, do not apply more than 2 pounds a.i. (2.2 pounds of this product [1 pak per 11.3 acres]) per acre for any application. Do not apply more than 3 pounds a.i. (3.3 pounds of this product [1 pak per 7.5 acres]) per year.
2. Do not apply within 30 days prior to cutting or lifting.
3. Do not apply in combination with surfactants or other spray additives.
4. Use only on Turfgrass reasonably free of infestations of insects, nematodes and diseases.
5. On newly sprigged Turfgrass, temporary slowing of growth may follow application.

MACADAMIANUTS

For pre-emergence control of many broadleaf and grass weeds, including Crabgrass, Fireweed, Flora's paintbrush, Foxtails, Spanishneedles and Wiregrass, broadcast 2.2 to 4.4 pounds of this product per acre (1 pak per 5.6 to 11.3 acres) before harvest and before weeds emerge. Repeat as necessary. Do not apply more than 8 pounds a.i. per acre (8.8 pounds of this product per acre [1 pak per 2.8 acres] per year. Do not apply more than 4 pounds active ingredient (4.4 pounds of this product [1 pak per 5.6 acres]) per acre for any application. Do not spray when Nuts are on ground during harvest period. Do not apply by air.

GUAVA

Use only on established plantings which are at least 18 months old. Apply as a directed spray at 2.2 to 4.4 pounds of this product per acre (1 pak per 5.6 to 11.3 acres) in 20 to 50 gallons of spray mix pre-emergence or early post-emergence to weeds. When applying post-emergence, the use of a surfactant and greater spray volume (80 to 100 gallons of spray mix per acre) may enhance weed control.

This product controls many annual Broadleaf and Grass weeds, including Fireweed, Purslane, Scarlet pimpernel, Sowthistle and Spanishneedles.

USE PRECAUTIONS AND RESTRICTIONS

1. Do not allow spray to contact foliage or fruit.
2. Do not apply more frequently than at 4-month intervals.
3. Do not apply more than 4 pounds a.i. (4.4 pounds of this product [1 pak per 5.6 acres]) per acre for any application.
4. Do not apply more than 8 pounds a.i. (8.8 pounds of this product [1 pak per 2.8 acres]) per year.

**CONSERVATION RESERVE PROGRAM (CRP)
(NE, OK, OR AND TX)**

For control or suppression of the following weeds:

Annual ragweeds	Downy brome	Japanese brome	Marestail
Barnyardgrass	Fall panicum	Kentucky bluegrass	Pigweed
Black nightshade	Field pennycress	Kochia	Prickly lettuce
Cheat	Giant foxtail	Lambsquarters	Smooth brome
Cocklebur	Yellow foxtail	Little barley	Sunflower

Refer to the directions, notes and precautions below.

Pure Stands of Newly Seeded Big Bluestem, Switchgrass and Eastern Gramagrass

Use only on Loam, Silt loam, Silty clay loam, Clay loam, and Silty clay soils with at least 1% organic matter.

Establishment: Broadcast 2.2 pounds of this product per acre (1 pak per 11.3 acres) pre-plant incorporated or pre-emergence at time of seeding and prior to emergence of weeds. Prepare a good firm seedbed. Plant 0.5 inch deep with a grassland drill (preferred method) or a conventional drill. If a conventional drill is used on prepared seedbeds, remove all tension from the disk openers. For best results, cultipack or roll after planting.

Renovation of existing stands of Big bluestem and Switchgrass planted on CRP acres

Broadcast 1.1 to 2.2 pounds of this product per acre (1 pak per 11.3 to 22.7 acres) to existing stands of Big bluestem and Switchgrass prior to the emergence of weeds. Use the low rate on soils containing from 1 to 2% organic matter. Use the high rate on soils with 2% or more organic matter.

Renovation of existing stands of the following perennial range grasses planted on CRP acres

Blue grama, Indiangrass, Little Bluestem, Sand lovegrass, Sideoats grama, and Western wheatgrass.

Broadcast 0.6 to 1.1 pounds of this product per acre (1 pak per 22.7 to 41.6 acres) in the spring prior to weed emergence, or in the fall before the ground freezes and prior to weed emergence after these species have been established for at least one growing season for control or partial control of the weeds listed above. Use the low rate for weeds controlled or suppressed easily. Use the higher rate on other weeds claimed in an earlier section of this label.

Aerial Application: Make applications at a maximum height of 10 feet above vegetation. Use low-drift nozzles at a maximum pressure of 40 psi. Restrict application to periods when wind speed does not exceed 10 mph to control drift. To assure that drift will not adversely affect adjacent sensitive non-target plants, apply this product by aircraft at a minimum upwind distance of 400 feet from sensitive plants. Use 3 to 5 gallons per acre total water volume. Use the higher water volume when a dense, heavy ground cover is present.

USE PRECAUTIONS AND RESTRICTIONS

1. Do not cut or feed grass hay to livestock.
2. Do not graze treated areas.
3. Do not use seeds for bird food.
4. Do not dump or spill product or dispose of containers within reach of livestock.
5. Follow all applicable restrictions for the Conservation Reserve Program.
6. Do not apply more than 2 pounds a.i. (2.2 pounds of this product [1 pak per 11.3 acres]) per acre for any application.
7. Do not make more than one application per year.

Slight discoloration of desirable grasses may occur following treatment. Injury may be enhanced when used on neutral or alkaline soils.

SEVERE DROUGHT CONDITIONS

Do not graze forage or cut forage for hay. Under severe drought conditions, the Conservation Reserve Program allows grazing and making of hay from CRP acres, as so specified by the local ASCS (Agricultural Stabilization and Conservation Service) office. This label does not allow grazing or making of hay from CRP acres that have been treated with atrazine under any circumstance.

STORAGE AND DISPOSAL

Do not contaminate water, food or feed by storage and disposal.

PESTICIDE STORAGE: Storage should be under lock and key and secure from access by unauthorized persons and children. Storage should be in a cool, dry area away from any heat or ignition source. Do not stack over 2 pallets high, Move bags carefully so as not to tear or puncture. Do not move containers from one area to another unless they are securely sealed. Keep container tightly sealed when not in use. Do not allow bags to become wet or store in a damp, humid area. Keep away from any puncture source. Avoid storage near water supplies, food, feed and fertilizer to avoid contamination. Store in original container only. If the contents are leaking or material is spilled, follow these steps:

1. Collect and place in suitable containers for disposal.
2. Wash area with soap and water to remove remaining pesticide.
3. Follow washing with clean water rinse.
4. Do not allow runoff to enter sewer or contaminate water supplies.
5. Dispose of waste as indicated below.

WATER-SOLUBLE PAKS: Carefully open outer bag. Never open the water-soluble pouch.

PESTICIDE DISPOSAL: Wastes resulting from the use of this product may be disposed of on site or at an approved waste disposal facility.

CONTAINER DISPOSAL: Completely empty bag into application equipment. Then dispose of bag in a sanitary landfill or by incineration, or, if allowed by State and Local authorities by burning. If burned, stay out of smoke.

WARRANTY CONDITIONS OF SALE

Our recommendations for use of this product are based upon tests believed reliable. Follow directions carefully. Timing and method of application, weather and crop conditions, mixtures with other chemicals not specifically recommended and other influencing factors in the use of this product are beyond the control of the seller. Buyer assumes all risks of use, storage and handling of this material not in strict accordance with directions given herewith.

To the extent required by law, in no case shall the Manufacturer or the Seller be liable for consequential, special or indirect damages resulting from the use or handling of this product when such use and/or handling is not in strict accordance with directions given herewith. The foregoing is a condition of sale by the Seller and is accepted as such by the Buyer.