

APR 13 2005

Mr. Albert Kelly
Nordico Marketing Development, Inc
226 East 54th Street, 7th Floor
New York, NY 10022

Subject: Nordico Cleaning and Disinfecting Formula
EPA Registration No. 62401-5
Amendment Date: January 14, 2005
EPA Receipt Date: January 14, 2005

Dear Mr. Kelly,

The following amendment submitted in connection with registration under FIFRA, as amended, is acceptable with the conditions listed below.

- Addition of marketing claims,
- New directions for wipe pad

Conditions

Revise the label as follows:

1. Revise the claim, "Cleans what you can see and what you can't." to read "*Cleans what you can see.*" The phrase, "what you can't" is inappropriate for a general cleaning claim because it is a disinfection claim.
2. Revise the following claims by removing the phrase "and disinfects" because the proposed claims are misleading. These claims imply the product is a one step cleaner and disinfectant; however, a preliminary cleaning of heavily soiled areas is required on hard non porous surfaces prior to disinfection.
 - a) Cleans and disinfects [built up] [tough] [grimy] dirt [and grime] [in high-touch areas].
 - b) [The product] [easily] cleans and disinfects dirty, grimy hard non-porous surfaces.
 - c) Use [the product] [wherever you need to clean and disinfect] [tough] [built-up] [dirt and grime] [on hard, non-porous surfaces].
 - d) Cleans [and disinfects] tough, dirt [and grime].

3. The Agency feels that the Nordico Cleaning and Disinfecting Pad does not contain

CONCURRENCES							
MBOL							
SURNAME							
DATE							

enough active ingredient in one pad to perform as a heavy duty cleaner (white side) on hard nonporous surfaces and as a disinfectant (blue side) on those same surfaces. Therefore, you must revise the directions to state:

General Cleaning: Thoroughly saturate pad with an ounce of water and squeeze three or more times to activate. Using the white side, gently scrub the surface to remove tough dirt and grime. Allow surfaces to air dry. Discard pad when finished.

General Disinfection: For heavily soiled surfaces, a preliminary cleaning is required. Follow General Cleaning direction. Thoroughly saturate pad with an ounce of water and squeeze three or more times to activate the disinfectant. Apply to hard nonporous surfaces. Allow surfaces to remain thoroughly wet for 10 minutes. Then, allow to air dry. Discard pad when finished.

General Comments

A stamped copy of the labeling accepted with conditions is enclosed. Submit three (3) copies of your final printed label before distributing or selling the product bearing the revised labeling.

If you have any questions regarding this letter, please contact Jacqueline McFarlane at (703) 308-6416.

Sincerely,



for

Velma Noble
Product Manager (31)
Regulatory Management Branch I
Antimicrobials Division (7510C)

Enclosure: Stamped Label

CONCURRENCES							
INITIAL							
SURNAME							
DATE							

**PRECAUTIONARY STATEMENTS
DANGERS TO HUMANS AND DOMESTIC ANIMALS**

CAUTION. Causes moderate eye irritation. Harmful if absorbed through the skin. Avoid contact with skin, eyes or clothing. Wash thoroughly with soap and water after handling.

FIRST AID

IF IN EYES: Hold eye open and rinse slowly and gently with water for 15-20 minutes. Remove contact lenses, if present, after the first 5 minutes, then continue rinsing eye. Call a poison control center or doctor for treatment advice.

IF ON SKIN: Take off contaminated clothing. Rinse skin immediately with plenty of water for 15-20 minutes. Call a poison control center or doctor for treatment advice.

Have the product container or label with you when calling a poison control center or doctor, or going for treatment. For additional medical advice, call the following emergency phone number: 000-000-0000.

STORAGE AND DISPOSAL

Store in dry environment. Dispose of used towels (wipes) (cloths) and packaging in solid waste trash container.

Marketing claims

- (Cleans) and (disinfectants) (in one multi purpose cloth) (wipe)
- (Cleans), (disinfectants) and (wipes) (when (used) wet)
- Disinfects
- Kills household germs (on) (hard, non-porous)(surfaces)
- The one cloth (wipe) that does it all
- The quick (and) (easy) way to (clean) (disinfect)
- For (light) (touch-up) (cleaning) (disinfecting)
- When wet the (cloths) (wipes) release the cleaning power of (NAME) to clean and disinfect (surfaces) all over the house
- Each cloth is (large) (big) and (thick) enough to clean on (large) (big) surfaces
- When you're finished, simply throw the cloth (wipe) away

ACCEPTED
with COMMENTS
in EPA Letter Dated:
APR 13 2005
Under the Federal Insecticide,
Fungicide, and Rodenticide Act as
amended, for the pesticide,
registered under EPA Reg. No. 62401-5

NORDICO CLEANING AND DISINFECTANT FORMULA

Dry Wipe

ACTIVE INGREDIENTS

Alkyl (60% C₁₄, 30% C₁₆, 5% C₁₈, 5% C₁₂)
dimethyl benzyl ammonium chloride..... 0.475%

Alkyl (68% C₁₂, 32% C₁₄)
dimethyl ethylbenzyl ammonium chloride0.475%

INERT INGREDIENTS..... 99.050%

TOTAL100.000%

**KEEP OUT OF REACH OF CHILDREN
CAUTION**

SEE SIDE PANEL FOR ADDITIONAL PRECAUTIONARY STATEMENTS


Nordico Market Development, Inc.

226 East 54th Street, 7th Floor
New York, New York 10022

EPA Reg. No. 62401 - 5
EPA Est. No. 62401-NC-001

Packaging claims:

- (1) (5) (10) (15) (20) (25) (30) (35) (40) (45) (50) (55) (60) (Dry) (Disposable)
(Cloths) (Wipes) (Towels) (Mitts) (Pads)
- (8.0" x 10.0" or 80 sq.in.) (8.5" x 10.0" or 85 sq.in.) (8.0" x 10.5" or 84 sq.in.)
(8.5" x 10.5" or 89.25 sq.in.) (8.0" x 11.0" or 88 sq.in.) (8.5" x 11.5" or 97.75 sq.in.)
(10.5" x 9.0") (10.5" x 9.5") (10.0" x 9.5")
- pads (5.25" x 4.5") (5.25" x 4.75") (5.00" x 4.75")
- New * (*for first 6 months of introduction)
- Easy pull top
- Tissue-style box
- Easy grab and go cleaning
- Push in to help dispense



BACK PAN' NUMBER 1

Nordico Bathroom Disinfectant Cloths

Nordico Bathroom Disinfectant Cloths are the disposable cloths that you just wet and wipe to make daily cleanups a breeze. Nordico Bathroom Disinfectant Cloths when used as directed provide 760 ppm active ingredients to kill household germs on hard, non-porous pre-cleaned surfaces to leave your sink, counter tops and toilet sparkling clean and fresh every time you clean.

Nordico Bathroom Disinfectant Cloths have a phosphate free formulation designed to provide effective cleaning, deodorizing, sanitization and disinfection specifically for use in homes, schools, and food service environments where housekeeping is of prime importance in controlling the hazards of cross contamination on treated surfaces.

Nordico Bathroom Disinfectant Cloths, when used as directed, are formulated to disinfect the inanimate hard, non-porous surfaces of walls, floors, sink tops, outer surfaces of toilet bowls, tables, chairs and telephones.

Nordico Bathroom Disinfectant Cloths deodorize those areas which generally are hard to keep smelling fresh around toilet bowls, garbage storage areas and other hard, non-porous surfaces which develop odors caused by microorganisms.

In addition, Nordico Bathroom Disinfectant Cloths clean and sanitize vinyl, "glazed" tile, stainless steel, glass and the following hard, non-porous non-food contact surfaces: shelves (metal, plastic, glass).

DIRECTIONS FOR USE (FOR HOME OR COMMERCIAL USE):

It is a violation of Federal Law to use this product in a manner inconsistent with its labeling.

Prior to use of this product, remove any gross filth or heavy soil.

Thoroughly saturate a Nordico Bathroom Disinfectant Cloth with water and squeeze three or more times to activate the special cleaning and disinfecting formula that lets you kill household germs when used to disinfect. Allow surfaces to remain thoroughly wet for 10 minutes. Then air dry. To disinfect heavily soiled surfaces, repeat the process with a fresh cloth.

TO CLEAN AND DISINFECT TOILET SURFACES

Use a saturated Nordico Bathroom Disinfectant Cloth according to the above directions to wipe the lid, seats, rim sides of bowl and surrounding floor areas and dispose of the used cloth in trash container

TO CLEAN AND DISINFECT OTHER BATHROOM SURFACES

Use a saturated Nordico Bathroom Disinfectant Cloth according to the above directions. Wipe surface to be cleaned thoroughly and dispose of the used cloth in trash container

TO DEODORIZE HARD NON-POROUS SURFACES

Use a thoroughly saturated wipe to deodorize hard non-porous surfaces. Allow surfaces to air dry.

NET CONTENTS: 00 Cloths (10 inches x 12 inches)

BACK PANEL-NUMBER-2

Nordico Non-Food Contact Surface Sanitizing Towels

These towels are pretreated with cleaning and sanitizing chemicals to provide 180 ppm active ingredients when used as directed for use in offices, motels, hotels, restaurants and other food service establishments on hard, non-food contact surfaces. When activated by water, they clean and sanitize vinyl, "glazed" tile, stainless steel, glass including shelves, floors and walls in customer service areas.

DIRECTIONS FOR USE (FOR COMMERCIAL USE):

It is a violation of Federal Law to use this product in a manner inconsistent with its labeling.

Prior to use of this product, remove any gross filth or heavy soil. Do not use on food contact surfaces.

Immerse towels in 16 ounces of water and squeeze three or more times to activate the special cleaning and sanitizing solution to kill and control bacteria on hard, non-porous, clean or pre-cleaned surfaces. Dampened towels must be stored in cleaning and sanitizing solution between uses. These towels are not for cleaning or sanitizing food contact surfaces such as utensils, glassware, cookware or food preparation surfaces.

TO CLEAN AND SANITIZE THE FOLLOWING NON-POROUS HARD SURFACES: VINYL, "GLAZED" TILE, STAINLESS STEEL, CHROME AND GLASS. Immerse one of more cleaning and sanitizing towels in accordance with the following use dilution chart:



# Towels	Amount of Water	# Towels	Amount of Water
1	1 pint	3	1.5 quarts
2	1 quart	4	0.5 gallons

Squeeze towels three or more times to activate the cleaning and sanitizing solution. To clean heavily soiled surfaces, visible and gross debris must be thoroughly removed before using the cleaning and sanitizing towels. Use a wet or dampened towel to clean and sanitize pre-cleaned surfaces. Allow surfaces to air dry. Store towels in the cleaning and sanitizing solution between uses.

Discard the cleaning and sanitizing solution after 8 hours of use, or sooner if solution becomes dilute or visibly soiled. Discard used towels along with the cleaning and sanitizing solution, or rinse and launder thoroughly before use for general cleaning.

To reactivate the system, rinse container with water and repeat the process with a fresh cleaning and sanitizing towel as directed above.

NET CONTENTS: 00 Towels (13.5 inches x 16.75 inches)



Nordico Kitchen Cleaning and Disinfectant Cloths

Nordico Kitchen Cleaning and Disinfectant Cloths are the disposable wipes you just wet and wipe to make daily kitchen cleanups a breeze. Nordico Kitchen Cleaning and Disinfectant Cloths are specially formulated to remove dirt and grease and to kill household germs on the following hard, non-porous inanimate surfaces: sinks, counters, tables, stove tops and appliance exteriors. These disinfectant cloths are not for cleaning and disinfecting eating utensils, glassware, cookware or other food contact surfaces. Use Nordico Kitchen Cleaning and Disinfectant Wipes to leave your kitchen sparkling clean and fresh.

Nordico Kitchen Cleaning and Disinfectant Cloths contain a formulation designed to provide effective cleaning, deodorizing and disinfection specifically for use in homes, schools, nursing homes, and food service establishments where housekeeping is of prime importance in controlling cross contamination from treated surfaces.

Nordico Kitchen Cleaning and Disinfectant Cloths, when used as directed are formulated to clean and disinfect the following hard, non-porous, inanimate surfaces: counter areas, stove tops, appliance exteriors, telephones, walls, floors, sink tops, sinks, tables and chairs. This product is designed to provide general cleaning and disinfecting of non-food contact surfaces.

Nordico Kitchen Cleaning and Disinfectant Cloths deodorize those areas which generally are hard to keep fresh smelling such as sinks, counter tops, garbage areas and other areas which are prone to odors caused by microorganisms.

DIRECTIONS FOR USE

It is a violation of Federal Law to use this product in a manner inconsistent with its labeling.

Prior to use of this product, remove any gross filth or heavy soil.

Thoroughly saturate a Nordico Kitchen Cleaning and Disinfectant Wipe with an ounce of water and squeeze three or more times to activate the special cleaning and disinfectant formula that lets you kill household germs every time you clean-up. Dispose of soiled cloths in trash container.

GENERAL CLEANING

Use a thoroughly saturated wipe to clean or pre-clean hard non-food contact surfaces.

DISINFECTION

To disinfect hard, non-porous, inanimate surfaces, saturate a Nordico Kitchen Cleaning and Disinfectant Wipe with an ounce (28ml) of water. Squeeze three or more times to activate the cleaning and disinfecting chemicals. Apply to surface being sure to leave surface thoroughly wet for 10 minutes and air dry. Prior to use of this product, remove any gross filth or heavy soil.

Thoroughly rinse food contact surfaces such as counters, tables, appliances exteriors and sinks with potable water after use. Nordico Kitchen Cleaning and Disinfectant Wipes are not for cleaning or disinfecting food contact surfaces including utensils, glassware, dishware and cookware.

DEODORIZATION

Use a thoroughly saturated wipe to deodorize hard non-porous surfaces. Allow surfaces to air dry.

NET CONTENTS: 00 Wipes (10 inches x 12 inches)

Nordico Cleaning and Disinfecting Pads

- _____ [Disposable] [cleaning and disinfecting] pads
- [The product] remove[s] the [tough] [built-up] dirt and grime you can see AND kill the [household] germs you can't see. The white side is designed to get into surface grooves and pull out stubborn dirt while the blue side disinfects -and/or- kills the [household] germs [you can't see].
- Cleans the tough, [built-up] dirt [and grime] you can see, and kills the [household] germs you can't see [in high-touch areas].
- Cleans [and disinfects] [built-up] [tough] [grimy] dirt [and grime] [in high-touch areas].
- [The product] [easily] cleans and disinfects dirty, grimy hard non-porous surfaces.
- Use the white side to get down into surface grooves and pull out stubborn dirt [and grime]
- Use the blue side to disinfect [and kill household germs you can't see].
- Cleans what you can see and what you can't.
- Kills [household] germs.
- Cleans and disinfects throughout the home.
- [The white side is] ideal for removing crayon, marker and other stubborn kid messes.
- Removes [marks and] set-in dirt on "high-touch" areas like doors, refrigerators, and light switches.
- Great for [those mysterious] marks [and smudges] on walls around the house.
- [Also] easily removes grease and food on kitchen stoves, counters, and sinks.
- Use [the product] [wherever you need to clean and disinfect] [tough] [built-up] [dirt and grime] [on hard, non-porous surfaces].
- [Use] [on] [Walls, floors, sinks, stovetops, refrigerator exteriors, handles, doorjams, doors, phones, desks, counters, and other hard, non-porous-surfaces] [Throughout your- or-the -home].
- Cleans [and disinfects] tough, dirt [and grime]

DIRECTIONS FOR USE

It is a violation of Federal Law to use this product in a manner inconsistent with its labeling.

How to use the product:

1. **Wet it:** Thoroughly saturate [the product] with an ounce of water and squeeze three or more times to activate the disinfectant.
2. **Clean it:** Using the white side of the pad, gently scrub the surface to remove tough dirt and grime.
3. **Disinfect it:** As desired, flip to the blue side and wipe to disinfect. Allow surfaces to remain thoroughly wet for 10 minutes. Then air-dry.
4. **Toss it:** Discard pad when finished.

