

62097-18

01/10/2008

1/17



UNITED STATES ENVIRONMENTAL PROTECTION AGENCY
WASHINGTON, D.C. 20460

OFFICE OF
PREVENTION, PESTICIDES AND
TOXIC SUBSTANCES

January 10, 2008

Mr. Frederick T. Smith
Agent for FINE AGROCHEMICALS LTD. (FAL)
SciReg, Inc.
12733 Director's Loop
Woodbridge, VA 22194

Subject: Label Notification

Dear Mr. Smith:

The Agency is in receipt of your Application for Pesticide Notification under Pesticide Registration Notice (PRN) 98-10 dated 11/12/07 for **EPA Registration 62097-18**. The Registration Division (RD) has conducted a review of this request for applicability under PRN 98-10 and finds that the label change(s) requested falls within the scope of PRN 98-10. The label has been date-stamped "Notification" and will be placed in our records.

If you have any questions, please contact me directly at 703-305-6249 or Sherada Hobgood of my staff at 703-308-8893.

Sincerely,

/s/

Linda Arrington
Notifications & Minor Formulations Team Leader
Registration Division (7505P)
Office of Pesticide Programs

3/17

Print Form

Please read instructions on reverse before completing form.

Form Approved. OMB No. 2070-0060. Approval expires 2-28-



United States
Environmental Protection Agency
Washington, DC 20460

<input type="checkbox"/>	Registration
<input type="checkbox"/>	Amendment
<input checked="" type="checkbox"/>	Other

OPP Identifier Number

Application for Pesticide - Section I

1. Company/Product Number 62097-18	2. EPA Product Manager L Hollis <i>Tony Kish</i>	3. Proposed Classification <input checked="" type="checkbox"/> None <input type="checkbox"/> Restricted
4. Company/Product (Name) Concise	PM# <i>91 22</i>	
5. Name and Address of Applicant (Include ZIP Code) Fine Agrochemicals Ltd, Hill End House, Whittington, Worcester, WR5 2RQ, UK <input type="checkbox"/> Check if this is a new address	6. Expedited Review. In accordance with FIFRA Section 3(c)(3) (b)(i), my product is similar or identical in composition and labeling to: NOTIFICATION EPA Reg. No. _____ JAN 10 2008 Product Name _____	

Section - II

<input type="checkbox"/> Amendment - Explain below.	<input type="checkbox"/> Final printed labels in response to Agency letter dated _____
<input type="checkbox"/> Resubmission in response to Agency letter dated _____	<input type="checkbox"/> "Me Too" Application.
<input checked="" type="checkbox"/> Notification - Explain below.	<input type="checkbox"/> Other - Explain below.

Explanation: Use additional page(s) if necessary. (For section I and Section II.)

See attached page for explanation.

Section - III

1. Material This Product Will Be Packaged In:				2. Type of Container	
Child-Resistant Packaging <input type="checkbox"/> Yes <input type="checkbox"/> No	Unit Packaging <input type="checkbox"/> Yes <input type="checkbox"/> No	Water Soluble Packaging <input type="checkbox"/> Yes <input type="checkbox"/> Text <input type="checkbox"/> No		<input type="checkbox"/> Metal	<input type="checkbox"/> Plastic
	If "Yes" Unit Packaging wgt.	No. per container	If "Yes" Package wgt.	No. per container	<input type="checkbox"/> Glass
					<input type="checkbox"/> Paper
					<input type="checkbox"/> Other (Specify) _____
3. Location of Net Contents Information <input type="checkbox"/> Label <input type="checkbox"/> Container		4. Size(s) Retail Container		5. Location of Label Directions <input type="checkbox"/> On Label <input type="checkbox"/> On Labeling accompanying product	
6. Manner in Which Label is Affixed to Product <input type="checkbox"/> Lithograph <input type="checkbox"/> Paper glued <input type="checkbox"/> Stenciled			<input type="checkbox"/> Other _____		

Section - IV

1. Contact Point (Complete items directly below for identification of individual to be contacted, if necessary, to process this application.)		
Name Frederick T. Smith	Title Agent (SciReg, Inc)	Telephone No. (Include Area Code) 703-494-6500
Certification I certify that the statements I have made on this form and all attachments thereto are true, accurate and complete. I acknowledge that any knowingly false or misleading statement may be punishable by fine or imprisonment, or both under applicable law.		8. Date Application Received (Stamped)
2. Signature <i>Frederick T. Smith</i>	3. Title Agent (SciReg, Inc)	
4. Typed Name FREDERICK T. SMITH	5. Date 11/12/07	

SciReg, Inc.

Science and Regulatory Consultants

November 12, 2007

Ms. Linda Arrington
Document Processing Desk (NOTIF)
Office of Pesticide Programs (7504P)
U.S. Environmental Protection Agency
One Potomac Yard
2777 S. Crystal Drive
Arlington, VA 22202

**Re: Notification of changes in Warranty Statement per PR Notice 98-10
- Concise (EPA Reg. No. 62097-18)**


Dear Ms. Arrington:

SciReg, Inc. is the authorized agent for Fine Agrochemicals Ltd. (FAL). On behalf of FAL, SciReg is submitting this letter, a completed Application, and six copies of a revised label, one of which is highlighted, via notification to change FAL's Warranty Statement for Concise (EPA Reg. No. 62097-18).

Also attached are copies of recent relevant email correspondence between SciReg and EPA concerning the acceptability of the new warranty text. As indicated in the provided correspondence, EPA's Office of General Counsel has approved the revised verbiage.

If you should have any questions regarding this correspondence, please contact me directly.

Sincerely,



Frederick T. Smith
Senior Regulatory Specialist

Enclosures

CONCISE™

Ornamental Plant Growth Regulator

Active Ingredient: Uniconazole-p*0.055%
Other Ingredients: 99.945%
Total: 100.000%

*(E)-(+)-(S)-1-(4-chlorophenyl)-4,4-dimethyl-2-(1,2,4-triazol-1-yl)-pent-1-ene-3-ol

KEEP OUT OF REACH OF CHILDREN

EPA Reg. No. 62097-18

EPA Est. No.

NET CONTENTS: 1 gallon (3.78L)

PRECAUTIONARY STATEMENTS

PERSONAL PROTECTIVE EQUIPMENT (PPE)

Applicators and other handlers must wear:


- Long-sleeved shirt and long pants.
- Shoes plus socks

Follow manufacturer's instructions for cleaning/maintaining PPE. If no such instructions for washables, use detergent and hot water. Keep and wash PPE separately from other laundry.

USER SAFETY RECOMMENDATIONS

Users should:

- Wash hands before eating, drinking, chewing gum, using tobacco or using the toilet.
- Remove clothing immediately if pesticide gets inside. Then wash thoroughly and put on clean clothing.
- Remove PPE immediately after handling this product. Wash the outside of gloves before removing. As soon as possible, wash thoroughly and change into clean clothing.



5/17

AGRICULTURAL USE REQUIREMENTS

Use this product only in accordance with its labeling and with the Worker Protection Standard, 40 CFR Part 170. This Standard contains requirements for the protection of agricultural workers on farms, forests, nurseries, greenhouses, and handlers of agricultural pesticides. It contains requirements for training, decontamination, notification, and emergency assistance. It also contains specific instructions and exceptions pertaining to the statements on this label about personal protective equipment (PPE), and restricted entry interval. The requirements in this box only apply to uses of this product that are covered by the Worker Protection Standard.

Do not enter or allow worker entry into treated areas during the restricted entry interval (REI) of 12 hours unless wearing appropriate PPE.

PPE required for early entry to treated areas that is permitted under the Worker Protection Standard and that involves contact with anything that has been treated, such as plants, soil, or water, is:

- Long-sleeved shirt and long pants
- Shoes plus socks

ENVIRONMENTAL HAZARDS

Do not contaminate water when disposing of equipment washwaters.

PHYSICAL AND CHEMICAL HAZARDS

FOR CHEMICAL EMERGENCY: spill, leak, fire, exposure, or accident call CHEMTREC 1-800-424-9300.


DIRECTIONS FOR USE

It is a violation of Federal law to use this product in a manner inconsistent with its labeling.

READ ENTIRE LABEL. USE STRICTLY IN ACCORDANCE WITH PRECAUTIONARY STATEMENTS AND DIRECTIONS, AND WITH APPLICABLE STATE AND FEDERAL REGULATIONS.

Do not apply this product in a way that will contact workers or other persons, either directly or through drift. Only protected handlers may be in the area during application. For any requirements specific to your State or Tribe, consult the agency responsible for pesticide regulation.

**DIRECTIONS
SHAKE BEFORE USING**



6/17

GENERAL INFORMATION

Do not apply this product through any type of irrigation system.

FOR USE IN: COMMERCIAL GREENHOUSES, GLASSHOUSES, LATHHOUSES AND SHADE STRUCTURES (WHERE PLANTS ARE GROWN IN CONTAINERS)

CONCISE is an effective growth retardant on a broad variety of ornamental crops. CONCISE reduces plant height by limiting internode elongation through inhibition of gibberellin biosynthesis. Application produces more desirable, compact and marketable plants. CONCISE has been shown to increase the quality of plants even in the absence of noticeable growth reduction. These desirable qualities include darker colors, higher chlorophyll content, greater leaf thickness, stronger stems, increased water retention and, at times, increased flower number and size.

Plant response to CONCISE is strongly influenced by cultural and environmental variables. Growing media, water/fertilizer management, temperature, light, greenhouse composition, and other cultural practices impact plant response. Plant size, container size and cultivar or variety can also affect height. **First time users of CONCISE should treat a limited number of plants at the lowest recommended rate, observe plant responses and make rate adjustments accordingly. Sequential applications at lower rates may be necessary to obtain an optimum result.**

Decisions regarding application rates of CONCISE may be made using the Graphical tracking techniques developed at Michigan State University. Graphical tracking is a grower management tool which, over time, compares actual plant height or development with desired plant height or development. Graphical tracking plots plant height graphically, once or twice a week, and enables height control decisions after comparing actual and target plant height.

APPLICATION INFORMATION

CONCISE is normally applied through four different application methods: Foliar Spray, Drench, Bulb or Cutting Dip, and as a Pre-Plant Application to the soil surface.

CONCISE is a highly active plant growth regulator. Care must be used when measuring, diluting, and applying CONCISE. Excessive doses will result in extreme stunting and may adversely affect flowering, plant appearance, quality and marketability.

Variable plant response to CONCISE due to plant surface area is possible. Extreme temperatures will influence plant response to CONCISE.

For best results, apply CONCISE in the morning or late afternoon, when plants are not environmentally stressed. CONCISE treatment retards elongation almost immediately. Rate response for most species can be determined within five to seven days after application. If desired results are not evident, reapply or increase rate.

Temperature and light level are important factors that must be considered in choosing the proper application rate of CONCISE. Generally, lower rates and fewer applications are required for plants grown at lower temperatures and under less light intensity. Higher rates and/or more applications are required for plants grown at higher temperatures

and/or higher light intensity. Experimental data used to make label recommendations were generated in northern and southern climates on a broad range of plant species.

Cultural practices may impact plant response to CONCISE. Plants grown at close spacing or in small pots using high water and fertility levels may require higher rates of CONCISE. The media in which the plants are grown will influence the effectiveness of drench applications of this product. CONCISE drench applications will be less effective in media containing high amounts of pine bark.

Varieties or cultivars in a given plant species may require higher or lower rates of CONCISE. Taller, more vigorous varieties generally require higher application rates than do shorter, less vigorous varieties. Growers should consult with plant suppliers for vigor ratings and other unique growth characteristics of any new varieties.

FOLIAR APPLICATIONS

Use standard foliar application spray equipment. Optimal use rates are dependent upon application volume. Plant response will vary if a proper use rate is applied at various spray volumes. Spray uniformity is equally important. **Uniformly apply 2 quarts of finished spray solution to 100 sq. ft. of bench area unless otherwise directed by this label.**

Reduce the rate of application when making foliar applications of CONCISE to plants on water collectors or on sub-irrigation benches. Increased growth reduction is likely due to CONCISE being taken up through the soil and roots with the irrigation water under these conditions.

PRE-PLANT APPLICATION TO SOIL SURFACE

Application of CONCISE to the soil surface just prior to planting plugs often results in more uniform plant height. CONCISE is easily absorbed through the roots and translocates in xylem tissue to plant terminals. Generally, half rates or lower are required with pre-plant applications of CONCISE prior to transplanting plugs. Optimal rates will vary between plant species. Growers should conduct trials on a small number of plants under typical use conditions to determine the optimum use rate. Soil media will also influence plant response to CONCISE. Media high in pine bark may require higher rates. Experimental data used to support this application technique were gathered using overhead watering, not on sub-irrigated plants.

DRENCH APPLICATIONS

Drench applications of CONCISE are more uniform and generally result in more consistent height response. CONCISE is easily absorbed through the roots and translocated in xylem tissue to plant terminals. Growth media should be moist, but not wet at the time of drench application. This is usually achieved by watering the day before application. Varied plant response is likely if the media is too dry, which will prevent even product distribution at application.

Generally, 4 fl. oz. of drench solution is required per 6 inch pot. Larger or smaller pots will require an appropriate volume adjustment. The correct drench volume is determined by applying enough solution to achieve run through of no more than 10% of the initial volume. This assumes that the soil media is properly moist prior to application (Example: If 4.0 fl. oz. of drench is applied to a pot, no more than 0.4 fl. oz. should run through the bottom of pot.). Growers should determine proper drench solution volume by conducting small trials on a few pots using untreated water in place of the drench solution.

PRE-PLANT BULB SOAKS

Bulb soaks are an effective and economical method of reducing height of bulb crops. This method is also a uniform application method for CONCISE prior to planting. Soak bulbs in a solution of CONCISE for 1 to 5 minutes prior to planting. See "Bulb Crops" section for further information.

DETERMINING OPTIMUM RATES OF APPLICATION

The rates on this label are rate ranges and should be used only as a guideline.

Optimum CONCISE rates depend on the desired final plant size, in addition to many physical and environmental factors. Growing practices such as watering, potting media, fertilization, temperature and light conditions also affect the plant growth response at a specific rate.

Use of CONCISE on plants not specifically listed on this label: Use this table as a guideline to determine optimal application rate on unlisted plants. Conduct trials on a small number of plants under actual use conditions using the lowest recommended rates to establish the proper use rate.

TRIAL RATE TABLE (PPM)

Plant Type	Solution Concentration (PPM)			
	Spray	Pre-Plant	Drench	Bulb Soak
Bedding Plants	1 to 50	0.5 to 20	0.1 to 2	n/a
Bedding Plants Plugs*	0.5 to 10	0.5 to 10	not recommended	n/a
Flowering/Foliage Potted Crops**				
Herbaceous species	5 to 40	0.5 to 10	0.1 to 1	n/a
Woody species	20 to 50	1.5 to 20	0.5 to 2	
Woody Landscape Ornamentals	10 to 50	1 to 20	1 to 2	n/a
Bulb Crops	2.5 to 20	0.5 to 10	1 to 3	1 to 10

*Bedding plant plugs can be especially sensitive to CONCISE.

**Annual or perennial

Notes:

- For drench applications, apply about 4 fl. oz. of solution to a 6 inch pot. Adjust volume according to pot size.
- For pre-plant bulb soaks, it may be necessary to adjust both rates and soak time in order to achieve the desired effect.

RESTRICTIONS AND LIMITATIONS

Do not apply CONCISE under conditions that can cause drift onto food, forage or other plantings that might be damaged or the crops thereof rendered unfit for sale, use, or consumption.

Avoid spray drift onto non-target species.

9/17

Do not apply directly to dirt floors or to plants/pots in direct contact with dirt floors of greenhouses, lathhouses or shade structures especially if dirt flooring has high porosity and low organic content.

This product has a potential to leach into groundwater or to run off into surface water.

Apply CONCISE to well-watered, healthy and vigorously growing plants.

Application to growth media containing pine bark will reduce CONCISE effectiveness.

Do not mix CONCISE with pesticides, fertilizers, wetting agents, spreader stickers or other adjuvants.

Do not apply CONCISE to any food crops.

Do not reuse soil from plants treated with CONCISE.

MIXING INSTRUCTIONS AND RATE CONVERSION TABLE

CONCISE mixes readily with water.

Foliar and Soil Surface Applications: Always be sure application equipment is clean before mixing. To prepare CONCISE for use as a spray, fill tank to one-half full, shake CONCISE container well, add the specified amount of CONCISE according to the Rate Conversion Table below, and complete filling the tank.

Drench and Bulb Dip Applications: Add the specified amount of CONCISE to the appropriate volume of water for use as a drench or dip solution.

PPM Equivalent Table			
PPM	ml/L	ml/gal.	fl. oz./gal.
1	2	8	0.26
2.5	5	19	0.6
3	6	23	0.8
5	10	38	1.3
10	20	76	2.6
15	30	114	3.8
20	40	151	5.1
25	50	189	6.4
30	60	227	7.7
35	70	265	9.0
40	80	303	10.2
45	90	341	11.5
50	100	379	12.7
75	150	568	19.2

BEDDING PLANTS (ANNUAL AND PERENNIAL)

Optimum Rate Selection, Important: Some of the data for perennial bedding plants were generated in southern climates where more CONCISE is required for growth control. In more northern climates, application rates of 5 to 15 ppm (with multiple applications as needed) are commonly used to achieve desired results on many types of annual and perennial plants.

10/17

First time users of CONCISE should make single or sequential applications at the lowest labeled rate to determine optimum dose for specific cultivars under local conditions.

Do not use on Begonias as they are exceptionally sensitive to CONCISE. Avoid spray drift onto Begonia cultivars.

Foliar Spray: Foliar applications of CONCISE will provide growth reduction of commonly grown bedding plants when applied at rates of 1 to 50 ppm. Use rates for some specific bedding plants are listed below.

Apply CONCISE as a foliar spray when plant elongation begins (plant height approximately 2 to 4 inches). See exceptions for Periwinkle, Pansy and Geranium (Pelargonium). Application timing may vary with species. The user should determine the appropriate growth stage for application on specific cultivars and under typical environmental growth conditions. When applying to plants at the shortest growth stage (2 inches), use the lowest specified rate. Apply uniform spray volume of 2 qts. per 100 sq. ft. of bench area at the appropriate use rate. Multiple low rate applications may give more desirable results compared to a single high rate.

BEDDING PLANT – FOLIAR SPRAY RATE TABLE

Bedding Plants	Spray Concentration Range		
	fl. oz./gal.	ml/gal.	PPM
Ageratum	5.1 to 7.7	151 to 227	20 to 30
Alyssum	1.3 to 6.4	38 to 189	5 to 25
Bee Balm (Monarda)	3.8 to 7.7	114 to 227	15 to 30
Celosia	2.6 to 5.1	76 to 151	10 to 20
Coleus	2.6 to 5.1	76 to 151	10 to 20
Coneflower	7.7 to 10.2	227 to 303	30 to 40
Dahlia	2.6 to 5.1	76 to 151	10 to 20
Dusty Miller	7.7	227	30
Hollyhock	1.3 to 10.2	38 to 303	5 to 40
Impatiens*	1.3 to 2.6	38 to 76	5 to 10
Marigold**	2.6 to 5.1	76 to 151	10 to 20
Pansy	0.26 to 1.5	8 to 46	1 to 6
Periwinkle	0.26 to 0.8	8 to 23	1 to 3
Petunia**	6.4 to 12.8	189 to 379	25 to 50
Portulaca	3.8 to 7.7	114 to 227	15 to 30
Purple Coneflower	7.7 to 10.2	227 to 303	30 to 40
Salvia	1.3 to 2.6	38 to 76	5 to 10
Shasta Daisy	3.8 to 7.7	114 to 227	15 to 30
Snapdragon**	6.4 to 12.8	189 to 379	25 to 50
Speedwell (Veronica)	5.1 to 10.2	151 to 303	20 to 40
Verbena	3.8 to 7.7	114 to 227	15 to 30
Viola	0.26 to 1.3	8 to 38	1 to 5

*Seed propagated

**Multiple applications may be necessary

Pre-Plant Application to Soil Surface

Optimum Rate Selection, Important: Test on small number of plants to select optimum use rate for local growing conditions. For use of CONCISE on plants not specifically listed in the table below, begin by using a rate one-third that required as a foliar spray. Adjust rates accordingly based on results.

11/17

Apply soil surface spray immediately prior to transplanting plugs.

Apply soil applications with standard spray equipment. Product effectiveness is strongly dependent on application volume. Uniformly apply 2 qts. of finished CONCISE spray solution to 100 sq. ft. of bench area containing pots with potting mix. Ensure the soil surface is moist at time of application. Soil should not be allowed to dry before plugs are transplanted. After planting plugs in CONCISE treated soil, continue normal growing practices.

BEDDING PLANT – PRE-PLANT SPRAY RATE TABLE

Spray Concentration Range			
Bedding Plants	fl. oz./gal.	ml/gal.	PPM
Ageratum	0.8 to 1.5	23 to 46	3 to 6
Coleus	1.3 to 2.6	38 to 76	5 to 10
Dahlia	0.2	6	0.75
Geranium	1.3 to 2.6	38 to 76	5 to 10
Impatiens	0.5 to 1.3	16 to 38	2 to 5
Lobelia	1.3 to 2.6	38 to 76	5 to 10
Marigold	0.5 to 1.0	16 to 32	2 to 4
Pansy	1.3 to 2.6	38 to 76	5 to 10
Petunia	1.3 to 2.0	38 to 57	5 to 7.5
Salvia	2.6 to 5.1	76 to 151	10 to 20
Snapdragon	0.26 to 0.5	8 to 16	1 to 2
Vinca	0.13 to 0.2	4 to 6	0.5 to 0.75

Drench Application: Optimum rates for drench applications to bedding plants have not been determined. Conduct trials on a small number of plants. Select rates as specified in the “Determining Optimum Rates of Application” section of this label.

Notes:

- Some bedding plants are extremely sensitive to CONCISE. When using for the first time on a particular bedding plant, treat only a small number of plants and observe for activity.
- For use on bedding plants not specifically listed, determine optimum rate by treating a small number of plants with 1 to 50 ppm as a foliar spray. Try low rates first. Rates may then be decreased or increased to achieve the desired effect. Timing of the first application should begin when new growth reaches 2 to 4 inches in height with most species.
- Cultivars within the same species may respond differently to a given rate of CONCISE – dwarf cultivars generally required lower rates than tall cultivars (e.g., marigolds).
- On plants that are more sensitive to CONCISE, multiple applications of lower rates often give more satisfactory results than a single application of a higher rate. For example, make two applications of 5 ppm instead of one application of 10 ppm.
- Some bedding plants have shown improved color and overall appearance following use of CONCISE, even when growth retardation was not evident.
- For optimum results on Periwinkle and Pansy, do not apply CONCISE until plants reach a height of 4 inches.

BULB CROPS

Optimum Rate Selection, Important: Test on a small number of plants to select optimum use rate for local growing conditions. Multiple applications of the lower label

12/17

rates may elicit a more satisfactory response. Cooler growing climates generally require lower use rates.

Foliar Spray: Treat bulb with CONCISE when shoots average 3 inches tall. Use a uniform spray volume of 2 qts. per 100 sq. ft. of bench area. If a second application is made, it should be applied when shoots average 6 inches tall. Avoid applications made after visible bud stage.

Note: Usually, two applications of a foliar spray at a lower rate are more effective than one application at a higher rate.

Drench Application: Drench applications are very effective for controlling plant height of bulb crops due to the uniform and precise application. Application should be made to most bulb-type crops when newly emerged shoots are 1 to 2 inches tall.

Note: Guideline rate for drench application is 4 fl. oz. of solution to a 6 inch pot. Adjust volume according to pot size. Soil should be moist but not wet at time of application. Drench applications made early in the plant growth cycle generally cause a greater response than later applications.

Bulb Soak: Treatment soak time should range from 1 to 5 minutes. Soak time will vary depending on bulb size, variety, cultivar, and desired final height. Lower rates may require longer soak times (5 to 10 minutes) while higher rates require shorter soak times (1 minute).

BULB CROP – RATE TABLE

Bulb Type	Solution Concentration (PPM)		
	Foliar Spray	Drench	Bulb Soak
Asiatic Hybrid Lilies	2.5 to 10	Not Determined*	1 to 10
LA Hybrid Lilies	2.5 to 20	1 to 3	1 to 10
Oriental Hybrid Lilies	2.5 to 10	Not Determined*	1 to 10

*Rates for these uses have not been determined.

Notes:

- For bulb crops not listed (Tulip, Daffodil, Hyacinth, etc.), conduct trials on a small number of plants. Select rates as specified in the “Determining Optimum Rates of Application” section of this label.
- Effectiveness of height control for bulb crops varies greatly by cultivar, more so than for non-bulb ornamental plants. Prior to widespread use, conduct trials on a small number of plants and observe for activity.
- Various Hybrid Lily cultivars will respond differently to bulb soaks, sprays, or drenches.
- Depending on cultivar and rate of CONCISE, it may be necessary to apply a touch-spray to control late season stretch in certain Hybrid Lilies.

GERANIUMS (PELARGONIUM)

Foliar Spray – Seed Geraniums: Apply CONCISE as a foliar spray when plant height is approximately 4 inches. Apply 0.5 to 1.0 fl. oz./gal. (16 to 32 ml/gal., 2 to 4 ppm) as a uniform spray at a volume of 2 qts. per 100 sq. ft. of bench area.

Foliar Spray – Vegetatively Propagated Geraniums: Apply CONCISE as a foliar spray on an as-needed basis once the growth of cuttings begins (dependent on growth rate and cultivar). Apply 0.8 to 2.0 fl. oz./gal. (23 to 61 ml/gal., 3 to 8 ppm) as a uniform spray at a volume of 2 qts. per 100 sq. ft. of bench area. Growth rate must be factored into the choice of application rate. Use higher rates for more vigorously growing plants. Delayed flowering of some cultivars can occur when using rates at or above 6 ppm.

EASTER LILIES

Optimum Rate Selection, Important: Use rates for CONCISE on Easter Lilies were developed using plants grown under positive DIF temperature conditions (higher day temperature than night temperature). Easter Lilies grown under negative or zero DIF temperature conditions may require lower rates and fewer applications of CONCISE to optimize plant response. Water requirement for Easter Lilies is reduced with application of CONCISE.

Graphical Tracking: Decisions regarding application rates of CONCISE may be made using the Graphical tracking techniques developed at Michigan State University. Graphical tracking is a grower management tool which, over time, compares actual plant height or development with desired plant height or development. Graphical tracking plots plant height graphically, once or twice a week, and enables height control decisions after comparing actual and target plant height.

Foliar Spray: Treat Easter Lilies with 0.8 to 3.8 fl. oz./gal. (23 to 114 ml/gal., to 3 to 15 ppm) CONCISE when shoots average 3 inches tall. Use a uniform spray volume of 2 qts. per 100 sq. ft. of bench area. It is best to make only one foliar application of CONCISE per crop.

Soil Drench, All states except Florida: Apply CONCISE when shoots average 3 inches tall. Use a solution concentration of between 0.06 and 0.13 fl. oz./gal. (equal to 1.9 to 3.8 ml/gal. or 0.23 to 0.5 ppm). Apply 4 fl. oz. of diluted solution to each pot. Use lower rates on shorter cultivars such as “Nellie White” under cool conditions. Use higher rates on taller cultivars such as “Ace” under warmer conditions. Do not make late season applications.

Florida Only: Use a solution concentration of between 0.11 to 0.26 fl. oz./gal. (equal to 3.2 to 8.0 ml/gal. or 0.4 to 1.0 ppm).

POINSETTIA

Optimum Rate Selection, Important: Test on a small number of all new cultivars before widespread use to determine appropriate rates and timing under local growing conditions. Repeat applications of lower rates often yield superior results compared with a single application at a higher rate. First time users of CONCISE should make single or sequential applications at the lowest labeled rate to determine optimum dose for specific cultivars under local conditions. Do not make late season applications after short-day initiation.

Foliar Spray: Apply CONCISE as a foliar spray when lateral shoots are 1.5 to 2.5 inches (about 10 to 14 days after pinching). Use rates are listed below. Apply spray uniformly at a volume of 2 qts. per 100 sq. ft. of bench area. Multiple applications of the lower label rates may elicit a more satisfactory response.

POINSETTIA RATE TABLE

Growing Region	Spray Concentration Range		
	fl. oz./gal.	ml/gal.	PPM
All states except Florida	0.6 to 2.6	19* to 76	2.5 to 10
Florida	2.5 to 3.8	76 to 114	10 to 15

*In most locations, multiple applications at this rate will be necessary.

Drench Application: Optimum rates for drench application to Poinsettia have not been determined. Users can conduct trials based on recommendations in the "Determining Optimum Rates of Application" section of this label.

Notes:

- Certain varieties such as Supjibi and Freedom are more sensitive to CONCISE than others, and must be treated with the lowest specified rate for each growing region.
- Do not apply CONCISE to Poinsettias after the initiation of short days.
- Florida Only: Do not apply CONCISE to Poinsettias after October 25.

POINSETTIA TREES

For use in Florida only:

Drench Application: Apply CONCISE at a solution concentration of 0.5 to 0.8 fl. oz./gal. (15 to 23 ml/gal., 2 to 3 ppm) when breaks are 1.5 to 2.0 inches (about 10 to 14 days after the second pinching). Apply 8 fl. oz. of diluted solution to each pot.

Note:

- Do not apply CONCISE to Poinsettia Trees after October 25.

CHRYSANTHEMUMS

CONCISE applications provide growth control on pot Chrysanthemums as well as hardy (garden) Chrysanthemums.

Optimum Rate Selection, Important: Chrysanthemum cultivars vary widely in their response to CONCISE. Test CONCISE on a small number of plants to identify appropriate rates for local conditions and specific cultivars.

Foliar Spray: Apply CONCISE as a foliar spray when the length of the breaks is 1.5 to 2.0 inches (about 7 to 14 days after pinching). Make a uniform spray application at a volume of 2 qts. per 100 sq. ft. of bench area (except in Florida on medium and tall cultivars where 3 qts. per 100 sq. ft. is required). Make multiple applications as necessary. If random elongated stems are a problem, make additional applications using a lower rate and increase the volume of application from 2 qts. per 100 sq. ft. to 3 to 4 qts. per 100 sq. ft.

CHRYSANTHEMUM RATE TABLE

Growing Region	Spray Concentration Range		
	fl. oz./gal.	ml/gal.	PPM
All states except Florida	0.6* to 2.6	19 to 76	2.5 to 10
Florida	1.3 to 2.6	38 to 76	5 to 10

*Cooler growing climates should utilize the lower rate and make a second application if necessary.

Drench Application: Optimum rates for drench applications to Chrysanthemums have not been determined. Users can conduct trials based on rates specified in the "Determining Optimum Rates of Application" section of this label.

Dip Treatment on Cuttings: CONCISE can be applied as a dip treatment on unrooted cuttings at 1.3 to 2.6 fl. oz./gal. (equal to 38 to 76 ml/gal. or 5 to 10 ppm) followed by a foliar spray in the low rate range. On rooted cuttings, use a solution of 2.5 ppm or less, followed by a foliar spray in the low rate range.

Note:

- Chrysanthemums have shown improved color and overall appearance following the use of CONCISE, even when growth retardation was not evident.

AZALEAS (FLORIST)

Optimum Rate Selection, Important: Azalea cultivars may vary in their response to CONCISE. Test CONCISE on a small number of plants to identify appropriate rates for local conditions and specific cultivars

Use of CONCISE on Azaleas can result in increased flower number and improved appearance of some cultivars. For late season applications, use rates at the upper end of the labeled range.

Foliar Spray: Apply as a uniform spray at a volume of 1.5 qts. per 100 sq. ft. of bench area approximately 4 to 6 weeks after final pinch.

Shorter Growing Cultivars (Gloria, Solitaire): Apply CONCISE as a foliar spray at 2.6 fl. oz./gal. (equal to 76 ml/gal. or 10 ppm). If a second application is necessary, apply 1.3 - 2.6 fl. oz./gal. (equal to 38 - 76 ml/gal. or 5 - 10 ppm) 2 to 3 weeks after the initial application.

Taller Growing Cultivars (Prize): Apply CONCISE as a foliar spray at 2.6 to 3.8 fl. oz./gal. (equal to 76 to 114 ml/gal. or 10 ppm). If a second application is necessary, apply 2.6 - 3.8 fl. oz./gal. (equal to 76 - 114 ml/gal. or 10 - 15 ppm) 2 to 3 weeks after initial application.

Drench Applications: Optimum rates for drench applications to Azaleas have not been determined. Users can conduct trials based on rates specified in the "Determining Optimum Rates of Application" section of this label.

WOODY LANDSCAPE ORNAMENTALS

Optimum Rate Selection, Important: First time users of CONCISE for a specific plant species should treat a limited number of plants and make rate adjustments according to the plant response desired. Application rates for some specific woody landscape ornamentals are listed below.

For landscape ornamental crops not listed, users can conduct trials based on rates specified in the "Determining Optimum Rates of Application" section of this label.

16/17

Foliar Spray: Apply CONCISE as foliar spray at a volume of 2 qts. per 100 sq. ft. of treated area within 7 days after pruning. Make additional applications as necessary to obtain desired results.

WOODY LANDSCAPE ORNAMENTALS – RATE TABLE

Plant	Spray Concentration Range		
	fl. oz./gal.	ml/gal.	PPM
Crape Myrtle	12.8	379	50
Hibiscus*	2.6	76	10
Ixora*	3.8	114	15
Photinia	6.4	189	25
Pyracantha	6.4	189	25

*All states except Florida. (For Florida Use Directions, see HIBISCUS & IXORA sections.)

Drench Application: Optimum rates for drench applications to woody landscape ornamentals have not been determined. Users can conduct trials based on rates specified in the “Determining Optimum Rates of Application” section of this label.

Note:

- For best results, do not treat under cool temperatures.

HIBISCUS

For use in Florida only: Refer to WOODY LANDSCAPE ORNAMENTALS section for other states.

Foliar Spray: Use from 1.3 to 2.6 fl. oz./gal. (38 to 76 ml/gal., 5 to 10 ppm) and apply a uniform spray at a volume of 3 qts. per 100 sq. ft. of bench area. Make multiple applications as necessary.

IXORA

For use in Florida only: Refer to WOODY LANDSCAPE ORNAMENTALS section for other states.

Optimum Rate Selection, Important: Timing of applications will depend on cultivar, time of year, and growing conditions. Test CONCISE on a small number of plants to identify appropriate rates for local conditions and specific cultivars.

Foliar Spray: Apply CONCISE as a foliar spray at 5.1 fl. oz./gal. (151 ml/gal., 20 ppm) 4 to 8 weeks after first pinch as a uniform spray at a volume of 1.5 qts. per 100 sq. ft. of bench area. If a second application is necessary, apply 2.6 to 3.8 fl. oz./gal. (76 to 114 ml/gal., 10 to 15 ppm) 3 to 4 weeks after the initial application.

STORAGE AND DISPOSAL

Do not contaminate water, food or feed by storage or disposal.

Pesticide Storage: Keep containers tightly closed when not in use. Store in cool, dry place. Protect from temperatures below 32° F. This product may freeze. If freezing should occur, thaw and shake gently to unify the product. Do not store diluted product.

Pesticide Disposal: Wastes resulting from the use of this product may be disposed of on site or at an approved waste disposal facility.

Container Disposal: Triple rinse (or equivalent). Do not reuse container. Offer for recycling or reconditioning, or puncture and dispose of in a sanitary landfill, or incineration, or, if allowed by State and local authorities, by burning. If burned, stay out of smoke.

17/17

WARRANTY DISCLAIMER AND LIMITATION OF LIABILITY

Fine Agrochemicals Limited ("FINE") warrants that this Product conforms to the specifications on this label. To the extent consistent with applicable law, FINE makes no other warranties and disclaims all other warranties, express or implied, including but not limited to warranties of merchantability and fitness for a particular purpose. No agent of FINE or any other person is authorized to make any representation or warranty beyond those contained herein.

It is impossible to eliminate all risks associated with this Product. Plant injury, lack of performance, or other unintended consequences may result because of factors such as use of the Product other than in strict accordance with this label's instructions, presence of other materials, the manner of application or other factors, all of which are beyond the control of FINE or the seller. To the extent consistent with applicable law, all such risks shall be assumed by the Buyer.

To the extent consistent with applicable law: 1) FINE disclaims any liability whatsoever for special, incidental or consequential damages resulting from the handling or use of this Product and 2) FINE's liability under this label shall be limited to the amount of the purchase price or, at the election of FINE, the free replacement of the Product.

© Fine Agrochemicals Limited
Hill End House
Whittington
Worcester, WR5 2RQ
United Kingdom

NOTIFICATION

JAN 1 0 2008