

62097-6

02/15/2012

1/17



UNITED STATES ENVIRONMENTAL PROTECTION AGENCY
WASHINGTON, D.C. 20460

OFFICE OF CHEMICAL SAFETY
AND POLLUTION PREVENTION

February 15, 2012

Fine Agrochemicals, Ltd.
c/o Frederick T. Smith
SciReg, Inc.
12733 Director's Loop
Woodbridge, VA 22192

Subject: Application for Label Notification to add additional package sizes, revise the storage and disposal statement, and revise the trademark text.
Perlan
EPA Reg. No.: 62097-6
Your submission dated January 30, 2012
Decision Number: 460500

Dear Mr. Smith:

The Biopesticides and Pollution Prevention Division is in receipt of your application for Notification under PR Notice 98-10 dated above. A preliminary screen of this request has been conducted for its applicability under PR Notice 98-10 and it has been determined that the action(s) requested falls within the scope of PR Notice 98-10. Our records have been duly noted and the label submitted with this application has been stamped "Notification Accepted" and will be placed accordingly in our records.

If you have any questions concerning this action, please feel free to contact Mr. Colin Walsh at (703) 308-0298 or via email at walsh.colin@epa.gov.

Sincerely,

Linda A. Hollis

Linda A. Hollis, Chief
Biochemical Pesticides Branch
Biopesticides and Pollution Prevention
Division (7511P)



United States
Environmental Protection Agency
 Washington, DC 20460

<input type="checkbox"/>	Registration
<input type="checkbox"/>	Amendment
<input checked="" type="checkbox"/>	Other

OPP Identifier Number

Application for Pesticide - Section I

1. Company/Product Number 62097-6	2. EPA Product Manager L. Hollis	3. Proposed Classification <input checked="" type="checkbox"/> None <input type="checkbox"/> Restricted
4. Company/Product (Name) Perlan	PM# 91	
5. Name and Address of Applicant (Include ZIP Code) Fine Agrochemicals Ltd. Hill End House Whittington, Worcester WR5 2RQ United Kingdom <input type="checkbox"/> Check if this is a new address	6. Expedited Review. In accordance with FIFRA Section 3(c)(3) (b)(i), my product is similar or identical in composition and labeling to: EPA Reg. No. _____ Product Name _____	

Section - II

<input type="checkbox"/> Amendment - Explain below.	<input type="checkbox"/> Final printed labels in response to Agency letter dated _____	Notification Accepted
<input type="checkbox"/> Resubmission in response to Agency letter dated _____	<input type="checkbox"/> "Me Too" Application.	
<input checked="" type="checkbox"/> Notification - Explain below.	<input type="checkbox"/> Other - Explain below.	
Explanation: Use additional page(s) if necessary. (For section I and Section II.)		

Date: FEB 15 2012

Reviewer: C. Walsh

Notification Consistent with PR Notices 98-10 and 2007-4.

This notification is consistent with the provisions of PR Notice 98-10, PR Notice 2007-4, and EPA regulations at 40 CFR 152.46, 156.10, 156.140, 156.144, 156.146, and 156.156. No other changes have been made to the labeling or the Confidential Statement of Formula for this product. I understand that it is a violation of 18 U.S.C. Sec. 1001 to willfully make any false statement to EPA. I further understand that if this notification is not consistent with the terms of PR Notice 98-10, PR Notice 2007-4, and 40 CFR 152.46, 156.10, 156.140, 156.144, 156.146, and 156.156, this product may be in violation of FIFRA and I may be subject to enforcement action and penalties under sections 12 and 14 of FIFRA.

Section - III

1. Material This Product Will Be Packaged In:				2. Type of Container	
Child-Resistant Packaging <input type="checkbox"/> Yes <input checked="" type="checkbox"/> No	Unit Packaging <input type="checkbox"/> Yes <input checked="" type="checkbox"/> No	Water Soluble Packaging <input type="checkbox"/> Yes <input checked="" type="checkbox"/> No	<input type="checkbox"/> Metal <input checked="" type="checkbox"/> Plastic <input type="checkbox"/> Glass <input type="checkbox"/> Paper <input type="checkbox"/> Other (Specify) _____		
* Certification must be submitted		If "Yes" Unit Packaging wgt.	No. Per Container	If "Yes" Package wgt.	No. Per Container
3. Location of Net Contents Information <input checked="" type="checkbox"/> Label <input type="checkbox"/> Container		4. Size(s) Retail Container 1 qt, 1/2 gal, 1 gal, 2.5 gal, 5 gal, 10 gal, 15 gal, 30 gal, 55 gal, 110 gal, 250 gal		5. Location of Label Directions <input checked="" type="checkbox"/> On label. <input type="checkbox"/> On label accompanying product.	
6. Manner in Which Label is Affixed to Product <input checked="" type="checkbox"/> Lithograph <input type="checkbox"/> Paper glued <input type="checkbox"/> Stenciled			<input type="checkbox"/> Other _____		

Section - IV

1. Contact Point (Complete items directly below for identification of individual to be contacted, if necessary, to process this application.)

Name Frederick T. Smith	Title Agent (SciReg, Inc.)	Telephone No. (include Area Code) 703/494-6500
----------------------------	-------------------------------	---------------------------------------------------

Certification

I certify that the statements which I have made on this form and all attachments thereto are true, accurate and complete. I acknowledge that any knowingly false or misleading statement may be punishable by fine or imprisonment or both under applicable law.

2. Signature 	3. Title Agent (SciReg, Inc.)	6. Date Application Received (Stamped)
4. Typed Name Frederick T. Smith	5. Date 1/30/12	

317

SciReg, Inc.
Science and Regulatory Consultants

January 30, 2012

Ms. Linda Hollis
Document Processing Desk (NOTIF)
Office of Pesticide Programs (7504P)
U.S. Environmental Protection Agency
One Potomac Yard
2777 S. Crystal Drive
Arlington, VA 22202

Re: Notification Consistent with PR Notices 98-10 and 2007-4
- Perlan (EPA Reg. No. 62097-6)

Dear Ms. Hollis:

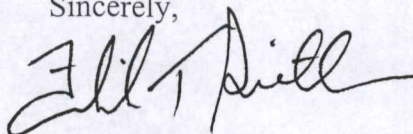
On behalf of Fine Agrochemicals Ltd., SciReg, Inc. is submitting two copies of a revised label for Perlan (EPA Reg. No. 62097-6), one of which is redlined to show the changes.

The changes are:

- Inclusion of additional package sizes.
- Revision of Storage and Disposal text to accommodate packages greater than 5 gallons.
- Revision of trademark text on front label panel of sublabel A.

Should you have any questions, please let me know.

Sincerely,



Frederick T. Smith
Senior Regulatory Specialist

Enclosures

4/17

MASTER LABEL

PERLAN[®]

Plant Growth Regulator Solution

Sublabel A: Agricultural Uses

For use on apples, non-bearing pears, and non-bearing sweet cherries

Sublabel B: Ornamental Uses

For use on lilies and poinsettias

Active Ingredients:

Gibberellins A₄A₇ 1.8% w/w

N-(phenylmethyl)-1H-purine-6-amine 1.8% w/w

Other Ingredients: 96.4% w/w

Total: 100.0% w/w

KEEP OUT OF REACH OF CHILDREN

CAUTION

EPA Reg. No. 62097-6

EPA Est. No.

NET CONTENTS:

Perlan[®] - is a registered trademark of Fine Agrochemicals Ltd.


©2006

Fine Agrochemicals Limited
Hill End House, Whittington
Worcester, WR5 2RQ
United Kingdom

Notification Accepted

Date: FEB 15 2012

Reviewer: C. Walsh



5/17

SUBLABEL A: Agricultural Uses

PERLAN[®]

Plant growth regulator solution for use on apples, non-bearing pears, and non-bearing sweet cherries

Active Ingredients:

Gibberellins A ₄ A ₇	1.8%
N-(phenylmethyl)-1H-purine-6-amine	1.8%
Other Ingredients:	96.4%
Total:	100.0%

KEEP OUT OF REACH OF CHILDREN

CAUTION

[See inside panel for First Aid Statements.]

EPA Reg. No. 62097-6

EPA Est. No.

NET CONTENTS:

FIRST AID	
IF SWALLOWED	<ul style="list-style-type: none"> • Call a poison control center or doctor immediately for treatment advice. • Have person sip a glass of water if able to swallow. • Do not induce vomiting unless told to do so by a poison control center or doctor. • Do not give anything by mouth to an unconscious person.
IF IN EYES	<ul style="list-style-type: none"> • Hold eye open and rinse slowly and gently with water for 15-20 minutes. • Remove contact lenses, if present, after the first 5 minutes, then continue rinsing eye. • Call a poison control center or doctor for treatment advice.
IF ON SKIN OR CLOTHING	<ul style="list-style-type: none"> • Take off contaminated clothing. • Rinse skin immediately with plenty of water for 15-20 minutes. • Call a poison control center or doctor for treatment advice.
<p>Have the product container or label with you when calling a poison control center or doctor, or going for treatment. You may also contact 1-800-858-7378 (National Pesticide Information Center) for emergency medical treatment information.</p>	

PRECAUTIONARY STATEMENTS

HAZARDS TO HUMANS AND DOMESTIC ANIMALS

CAUTION. Causes moderate eye irritation. Harmful if swallowed or absorbed through skin. Avoid contact with eyes, skin, or clothing. Wash thoroughly with soap and water after handling. Remove and wash contaminated clothing before reuse.

PERSONAL PROTECTIVE EQUIPMENT (PPE)

Some materials that are chemical-resistant to this product are listed below. If you want more options, follow the instructions for Category C on an EPA chemical-resistance selection chart.

Applicators and other handlers must wear:

- * Long-sleeved shirt and long pants.
- * Chemical-resistant gloves.
- * Protective eyewear.
- * Socks and shoes.
- * Chemical-resistant apron when cleaning equipment, mixing or loading.

Follow manufacturer's instructions for cleaning/maintaining PPE. If no such instructions for washables, use detergent and hot water. Keep and wash PPE items separately from other laundry.

USER SAFETY RECOMMENDATIONS

Users should:

- Wash hands before eating, drinking, chewing gum, using tobacco or using the toilet.
- Remove clothing immediately if pesticide gets inside. Then wash thoroughly and put on clean clothing.
- Remove PPE immediately after handling this product. Wash the outside of gloves before removing. As soon as possible, wash thoroughly and change into clean clothing.

ENVIRONMENTAL HAZARDS

Do not apply directly to water, to areas where surface water is present or to intertidal areas below the mean high water mark. Do not contaminate water when disposing of equipment wash waters or rinsate. Avoid drift on to non-target plants.

PHYSICAL OR CHEMICAL HAZARDS

FOR CHEMICAL EMERGENCY: spill, leak, fire, exposure, or accident call CHEMTREC 1-800-424-9300.

DIRECTIONS FOR USE

It is a violation of Federal law to use this product in a manner inconsistent with its labeling. Do not apply this product in a way that will contact workers or other persons, either directly or through drift. Only protected handlers may be in the area during application. For any requirement specific to your state or tribe, consult the state/local agency responsible for pesticide regulation. Do not apply this product through any type of irrigation system.



AGRICULTURAL USE REQUIREMENTS

Use this product only in accordance with its labeling and with the Worker Protection Standard, 40 CFR Part 170. This Standard contains requirements for the protection of agricultural workers on farms, forests, nurseries, and greenhouses, and handlers of agricultural pesticides. It contains requirements for training, decontamination, notification and emergency assistance. It also contains specific instructions and exceptions pertaining to the statements on the label about personal protective equipment (PPE) and restricted entry intervals. The requirements in this box only apply to uses of this product covered by the Worker Protection Standard.

Do not enter or allow entry into treated areas during the restricted entry interval (REI) of 4 hours.

PPE required for early entry to treated areas that is permitted under the Worker Protection Standard and that involves contact with anything that has been treated such as, plants, soil or water is:

- * Long-sleeved shirt and long pants (or coveralls)
- * Waterproof gloves
- * Shoes plus socks

PRODUCT INFORMATION

- **Perlan** is a plant growth regulator for use on apples, non-bearing pears, and non-bearing sweet cherries.
- **Perlan** improves the shape ('typiness') of Delicious apples by increasing the development of calyx lobes and elongating the fruit.
- **Perlan** may increase fruit weight and yield in apples.
- **Perlan** can be used to increase lateral bud break on non-bearing trees.
- **Perlan** may cause some fruit thinning.

SPRAYING GUIDE FOR FRUIT DEVELOPMENT

When used to improve the type and size of fruit, apply **Perlan** in a single or split spray program.

All states except Washington

Single application

Make one application of 1 – 2 pints between early king bloom and early petal fall of side blossoms in 50 – 200 gallons of water/acre.

Washington only

Single application

Make one application of 1 – 2 pints between early king bloom and early petal fall of king blossoms in 50 – 200 gallons of water/acre.

Split applications

Make the first application of 0.5 – 1.5 pints between early king bloom and early petal fall of king blossoms in 50 – 200 gallons of water/acre. Make the second application of 0.5 – 1 pint 7 – 21 days later in 50 – 200 gallons of water/acre.

Split applications in areas where bloom is prolonged

Make the first application of 0.5 – 1 pint during the first flush of bloom in 100 gallons of water/acre. Make the second application of 0.5 - 1 pint 3 – 7 days later when the rest of the tree comes into bloom in 100 gallons of water/acre.

- Apply all sprays as a fine mist to ensure maximum coverage and spray retention on flowers and foliage. Do not apply in water volumes greater than 200 gallons/acre.
- Direct 85% of spray to the upper $\frac{2}{3}$ of the trees.
- Addition of a non-ionic wetting adjuvant may improve coverage and efficacy.
- Apply in conditions conducive of slow drying.
- Do not apply if air temperature is less than 40°F or more than 90°F.
- Do not apply more than 2 pints/acre/year.
- Prepare spraying solution using clean water and apply within 24 hours.
- Apply **Perlan** using conventional spray application machinery or as otherwise directed in this label. **Perlan** must not be applied using irrigation equipment.
- pH of the applied spray must not be higher than 8. Use a buffering agent if necessary.
- Efficacy of **Perlan** may be reduced if rain occurs within 6 hours of application.
- **Perlan** may be applied in fruit crops in tank mixture with Benlate®, Dithane®, Orthocide®, Polyram®, ferbam, thiram and wettable sulfur. Always refer to the partner product label when applying **Perlan** in tank mixtures and follow all precautions and directions given.

SPRAYING GUIDE FOR FEATHERING AND TREE DEVELOPMENT

Application of **Perlan** can be used to increase lateral bud break and shoot growth to produce a better tree framework in young trees.

Foliar application to nursery and orchard apples

Make one application of 125 – 500 ppm ($\frac{1}{4}$ - 1 pint/5 gallons of water) when orchard trees have 1 – 3 inches of new growth or nursery trees have reached the height where branching is required.

Foliar application to nursery and orchard pears or nursery sweet cherries

Make one application of 250 – 1000 ppm ($\frac{1}{2}$ - 2 pints/5 gallons of water) when orchard trees have 1 – 3 inches of new growth or nursery trees have reached the height where branching is required.

- Add a non-ionic or buffered wetting adjuvant to the spray solution at 0.2% – 0.3% of water volume.
- Apply using a hand held sprayer and ensure thorough wetting of foliage and bark.
- pH of the applied spray must not be higher than 8. Use a buffering agent if necessary.

Latex application to nursery and orchard apples or non-bearing orchard sweet cherries

Apply 5000 – 7500 ppm ($\frac{1}{5}$ – $\frac{1}{3}$ pint per pint of latex paint) to one-year-old wood in the spring when terminal buds begin to swell. Apply with a brush or sponge to achieve thorough coverage of bark.

- **Do not apply after buds break.**

- Add a non-ionic or buffered wetting adjuvant to the paint solution at 0.5% – 1.0% of water volume.
- Apply to one-year-old wood only.

STORAGE AND DISPOSAL

Do not contaminate water, food or feed by storage or disposal.

Pesticide Storage: Keep containers tightly closed when not in use. Store below 75°F.

Pesticide Disposal: Wastes resulting from the use of this product must be disposed of on site or at an approved waste disposal facility.

{for container size of 5 gallons and less} Container Handling: Nonrefillable container. Do not reuse or refill this container. Triple rinse container (or equivalent) promptly after emptying. Triple rinse as follows: Empty the remaining contents into application equipment or a mix tank and drain for 10 seconds after the flow begins to drip. Fill the container ¼ full with water and recap. Shake for 10 seconds. Pour rinsate into application equipment or a mix tank or store rinsate for later use or disposal. Drain for 10 seconds after the flow begins to drip. Repeat this procedure two more times. Then offer for recycling or reconditioning, if available, or puncture and dispose of in a sanitary landfill, or incineration, or, if allowed by State and local authorities, by burning. If burned, stay out of smoke.

{for container size greater than 5 gallons} Container Handling: Nonrefillable container. Do not reuse or refill this container. Triple rinse container (or equivalent) promptly after emptying. Triple rinse as follows: Empty the remaining contents into application equipment or a mix tank. Fill the container ¼ full with water. Replace and tighten closures. Tip container on its side and roll it back and forth, ensuring at least one complete revolution, for 30 seconds. Stand the container on its end and tip it back and forth several times. Turn the container over onto its other end and tip it back and forth several times. Empty the rinsate into application equipment or a mix tank, or store rinsate for later use or disposal. Repeat this procedure two more times. Then offer for recycling or reconditioning, if available, or puncture and dispose of in a sanitary landfill, or incineration, or, if allowed by State and local authorities, by burning. If burned, stay out of smoke.

WARRANTY DISCLAIMER AND LIMITATION OF LIABILITY

Fine Agrochemicals Limited ("FINE") warrants that this Product conforms to the specifications on this label. To the extent consistent with applicable law, FINE makes no other warranties and disclaims all other warranties, express or implied, including but not limited to warranties of merchantability and fitness for a particular purpose. No agent of FINE or any other person is authorized to make any representation or warranty beyond those contained herein.


It is impossible to eliminate all risks associated with this Product. Plant injury, lack of performance, or other unintended consequences may result because of factors such as abnormal weather conditions, use of the Product other than in strict accordance with this label's instructions, presence of other materials, the manner of application or other factors, all of which are beyond the control of FINE or the seller. To the extent consistent with applicable law, all such risks shall be assumed by the Buyer.

10/17

To the extent consistent with applicable law: 1) FINE disclaims any liability whatsoever for special, incidental or consequential damages resulting from the handling or use of this Product and 2) FINE's liability under this label shall be limited to the amount of the purchase price or, at the election of FINE, the free replacement of the Product.

© Fine Agrochemicals Limited, Hill End House, Whittington, Worcester, WR5 2RQ, United Kingdom

Perlan[®] is a registered trademark of Fine Agrochemicals Limited.
Benlate[®] is a registered trademark of E.I duPont de Nemours & Co., Inc.
Dithane[®] is a registered trademark of Rohm and Haas Company.
Orthocide[®] is a registered trademark of Chevron Chemical Co.
Polyram[®] is a registered trademark of BASF AG.



11/17

SUBLABEL B: Ornamental Uses

FRESCO™

Plant growth regulator solution for use on lilies and poinsettias

Active Ingredients:

Gibberellins A ₄ A ₇	1.8%
N-(phenylmethyl)-1H-purine-6-amine	1.8%
Other Ingredients:	96.4%
Total:	100.0%

KEEP OUT OF REACH OF CHILDREN

CAUTION

[See inside panel for First Aid Statements.]

EPA Reg. No. 62097-6

EPA Est. No.

NET CONTENTS:

FIRST AID	
IF SWALLOWED	<ul style="list-style-type: none"> • Call a poison control center or doctor immediately for treatment advice. • Have person sip a glass of water if able to swallow. • Do not induce vomiting unless told to do so by a poison control center or doctor. • Do not give anything by mouth to an unconscious person.
IF IN EYES	<ul style="list-style-type: none"> • Hold eye open and rinse slowly and gently with water for 15-20 minutes. • Remove contact lenses, if present, after the first 5 minutes, then continue rinsing eye. • Call a poison control center or doctor for treatment advice.
IF ON SKIN OR CLOTHING	<ul style="list-style-type: none"> • Take off contaminated clothing. • Rinse skin immediately with plenty of water for 15-20 minutes. • Call a poison control center or doctor for treatment advice.
<p>Have the product container or label with you when calling a poison control center or doctor, or going for treatment. You may also contact 1-800-858-7378 (National Pesticide Information Center) for emergency medical treatment information.</p>	

PRECAUTIONARY STATEMENTS

HAZARDS TO HUMANS AND DOMESTIC ANIMALS

CAUTION. Causes moderate eye irritation. Harmful if swallowed or absorbed through skin. Avoid contact with eyes, skin, or clothing. Wash thoroughly with soap and water after handling. Remove and wash contaminated clothing before reuse.

PERSONAL PROTECTIVE EQUIPMENT (PPE)

Some materials that are chemical-resistant to this product are listed below. If you want more options, follow the instructions for Category C on an EPA chemical-resistance selection chart.

Applicators and other handlers must wear:

- * Long-sleeved shirt and long pants.
- * Chemical-resistant gloves.
- * Protective eyewear.
- * Socks and shoes.
- * Chemical-resistant apron when cleaning equipment, mixing or loading.

Follow manufacturer's instructions for cleaning/maintaining PPE. If no such instructions for washables, use detergent and hot water. Keep and wash PPE items separately from other laundry.

<p>USER SAFETY RECOMMENDATIONS</p> <p>Users should:</p> <ul style="list-style-type: none"> • Wash hands before eating, drinking, chewing gum, using tobacco or using the toilet. • Remove clothing immediately if pesticide gets inside. Then wash thoroughly and put on clean clothing. • Remove PPE immediately after handling this product. Wash the outside of gloves before removing. As soon as possible, wash thoroughly and change into clean clothing.

ENVIRONMENTAL HAZARDS


Do not apply directly to water, to areas where surface water is present or to intertidal areas below the mean high water mark. Do not contaminate water when disposing of equipment wash waters or rinsate. Avoid drift on to non-target plants.

PHYSICAL OR CHEMICAL HAZARDS

FOR CHEMICAL EMERGENCY: spill, leak, fire, exposure, or accident call CHEMTREC 1-800-424-9300.

DIRECTIONS FOR USE

It is a violation of Federal law to use this product in a manner inconsistent with its labeling. Do not apply this product in a way that will contact workers or other persons, either directly or through drift. Only protected handlers may be in the area during application. For any requirement specific to your state or tribe, consult the state/local agency responsible for pesticide regulation. Do not apply this product through any type of irrigation system.



AGRICULTURAL USE REQUIREMENTS

Use this product only in accordance with its labeling and with the Worker Protection Standard, 40 CFR Part 170. This Standard contains requirements for the protection of agricultural workers on farms, forests, nurseries, and greenhouses, and handlers of agricultural pesticides. It contains requirements for training, decontamination, notification and emergency assistance. It also contains specific instructions and exceptions pertaining to the statements on the label about personal protective equipment (PPE) and restricted entry intervals. The requirements in this box only apply to uses of this product covered by the Worker Protection Standard.

Do not enter or allow entry into treated areas during the restricted entry interval (REI) of 4 hours.

PPE required for early entry to treated areas that is permitted under the Worker Protection Standard and that involves contact with anything that has been treated such as, plants, soil or water is:

- * Long-sleeved shirt and long pants (or coveralls)
- * Waterproof gloves
- * Shoes plus socks

PRODUCT INFORMATION

- **Fresco** is a highly potent plant growth regulator for use on lilies and poinsettias.
- **Fresco** can be used on Easter (Lilium longiflorum), LA Hybrid (*L. longiflorum*-Asiatic crosses) and Oriental lilies, and poinsettias (*Euphorbia pulcherrima*).
- **Fresco** delays leaf yellowing and necrosis of lower leaves when applied to lower leaves. It delays flower senescence when applied to flower buds.
- **Fresco** cannot be used to correct leaf yellowing and flower senescence.

SPRAY PREPARATION GUIDE

When the appropriate rate of Fresco has been chosen, half fill the cleaned tank with clean water. Add the specified quantity of Fresco and then fill the tank with the final quantity of water required.

The optimum rate of **Fresco** depends upon species, variety, plant structure and leaf surface, but also physical and environmental variables. Growers must conduct trials with small numbers of plants before treating commercial crops. Start at the lower rates and work up to a rate that gives the desired effect. Apply **Fresco** using conventional spraying equipment at low to medium pressures for **complete coverage**.

Rate Conversion Table

Parts Per Million GA ₄₇ /BA (PPM)	ml/L	ml/Gallon	Fluid Ounce/Gallon
1/1	0.06	0.2	0.007
5/5	0.3	1.1	0.04
10/10	0.6	2.1	0.07
25/25	1.4	5.3	0.18
50/50	2.8	10.5	0.36
75/75	4.2	15.8	0.53
100/100	5.5	21.0	0.71

- Apply **Fresco** as a directed foliar spray only.
- Apply only as foliar applications. Typically apply 2 quarts of spray solution uniformly over 100 sq. ft of bench area.
- **Fresco** is best applied in the morning or late afternoon/evening, when plants are not under drought stress.
- Do not apply **Fresco** to plants under stress from water, pest or nutritional disorders.
- Do not apply more than 15ml of spray solution per plant.
- Do not apply **Fresco** over-rate, to the soil, or young foliage as this may cause stem elongation.
- Do not apply **Fresco** in tank mixture with any other product.
- Do not reuse soil from plants treated with **Fresco**.
- Be careful in measuring, diluting, and applying **Fresco**.
- **Fresco** must not be applied to any food crop.

PREVENTION OF LOWER LEAF YELLOWING IN EASTER AND LA HYBRID LILIES

Early and Mid-season applications

To reduce yellowing of glasshouse produced plants.

Apply 5/5 – 10/10 (GA4/7-BA) as a directed spray to the **lower leaves only**, 7 to 10 days before the visible bud stage is reached.

A second repeat application is needed for complete season control applied 7 to 10 days after the visible bud stage.

Do not allow coverage of immature leaves as this may result in unwanted stem elongation.

Late-season application

To reduce leaf yellowing and prolong flowering during and after shipment.

Apply 100/100 (GA4/7/BA) when the first bud is at least 8cm long and there is less than 14 days to readiness for shipping the crop or removal to the cooler. Apply to the foliage and flower buds.

Treatment in this way will provide up to 14 days protection from yellowing and 25% longer flower life.

Do not treat earlier than 14 days before shipping or removal to the cooler as adequate protection may not occur.

Do not treat lilies with small buds as this may result in unwanted stem elongation.

PREVENTION OF LOWER LEAF YELLOWING IN ORIENTAL LILIES

Early and Mid-season applications

To reduce yellowing of glasshouse produced plants.

Apply 100/100 (GA4/7-BA) as a directed spray to the **lower leaves only**, 7 to 10 days before or after the visible bud stage is reached.

The first application gives up to 21 days protection. A repeat application is needed for complete season control no earlier than 14 days before shipping or removal to the cooler.

Late-season application

To reduce leaf yellowing and prolong flowering during and after shipment.

Apply 100/100 (GA4/7/BA) when there is less than 14 days to readiness for shipping the crop or removal to the cooler. Apply to the foliage and flower buds.

Do not treat earlier than 14 days before shipping or removal to the cooler as adequate protection may not occur.

Protection lasts for up to 14 days after removal to the cooler.

APPLICATION INSTRUCTIONS FOR LATE SEASON TREATMENT TO PROMOTE BRACT EXPANSION ON POINSETTIA:

Apply **FRESCO** to poinsettia (*Euphorbia pulcherrima*) 7 to 14 days before anthesis to increase bract size. **FRESCO** may also be used to promote bract expansion on plants treated with late season foliar applications of certain growth retardants.

Bract coloring on red varieties may appear less intense immediately following treatment with **FRESCO**. However, over time, the bracts should develop a more intense color. Bracts of white-colored varieties have been shown to develop a "whiter" appearance, following a late season application. Use of **FRESCO** may also result in an increase in plant height.

Apply **FRESCO** in sufficient volume to thoroughly and uniformly wet bracts. The foliage of poinsettias often develops a waxy, spray repellent cuticle. Therefore, the use of a high quality wetting agent approved for use on poinsettia is required when applying **FRESCO**. Consult the adjuvant label or manufacturer for rates, crop tolerance and safety information when used with this product. It is always advisable to conduct spray compatibility (i.e., 'jar test') before mixing **FRESCO** with any other product.

Use Rates: A number of factors can result in treatment variability; including: growing conditions and plant cultivar. Therefore, before commercial use, first time users of **FRESCO** should conduct initial trials on a small number of plants for each variety starting with a 3/3 ppm rate. If a desired effect is not achieved, or if previous experience warrants, rates of up to 10/10 ppm may be applied.

Rate Conversion Table

GA ₄₊₇ / BA (ppm)	ml/liter	ml/gal
3/3	0.18	0.6
5/5	0.3	1.1
10/10	0.6	2.1

STORAGE AND DISPOSAL

Do not contaminate water, food or feed by storage or disposal.

Pesticide Storage: Keep containers tightly closed when not in use. Store below 75°F.

Pesticide Disposal: Wastes resulting from the use of this product must be disposed of on site or at an approved waste disposal facility.

Container Handling: Nonrefillable container. Do not reuse or refill this container. Triple rinse as follows: Empty the remaining contents into application equipment or a mix tank and drain for 10 seconds after the flow begins to drip. Fill the container ¼ full with water and recap. Shake for 10 seconds. Pour rinsate into application equipment or a mix tank or store rinsate for later use or disposal. Drain for 10 seconds after the flow begins to drip. Repeat this procedure two more times. Then offer for recycling or reconditioning, or puncture and dispose of in a sanitary landfill, or incineration, or, if allowed by State and local authorities, by burning. If burned, stay out of smoke.

WARRANTY DISCLAIMER AND LIMITATION OF LIABILITY

Fine Agrochemicals Limited ("FINE") warrants that this Product conforms to the specifications on this label. To the extent consistent with applicable law, FINE makes no other warranties and disclaims all other warranties, express or implied, including but not limited to warranties of merchantability and fitness for a particular purpose. No agent of FINE or any other person is authorized to make any representation or warranty beyond those contained herein.

It is impossible to eliminate all risks associated with this Product. Plant injury, lack of performance, or other unintended consequences may result because of factors such as abnormal weather conditions, use of the Product other than in strict accordance with this label's instructions, presence of other materials, the manner of application or other factors, all of which are beyond the control of FINE or the seller. To the extent consistent with applicable law, all such risks shall be assumed by the Buyer.

To the extent consistent with applicable law: 1) FINE disclaims any liability whatsoever for special, incidental or consequential damages resulting from the handling or use of this Product and 2) FINE's liability under this label shall be limited to the amount of the purchase price or, at the election of FINE, the free replacement of the Product.

© Fine Agrochemicals Limited
Hill End House

17/17

Whittington
Worcester, WR5 2RQ
United Kingdom

Fresco™ is a trademark of Fine Agrochemicals Limited.
Benlate® is a registered trademark of E.I duPont de Nemours & Co., Inc.
Dithane® is a registered trademark of Rohm and Haas Company.
Orthocide® is a registered trademark of Chevron Chemical Co.
Polyram® is a registered trademark of BASF AG.

