

62097-3

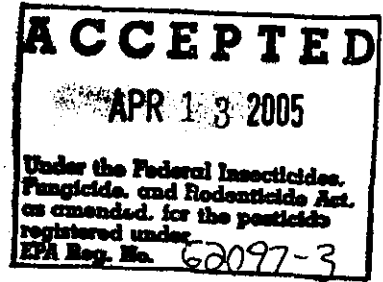
4-13-2005

1/10

FALGRO® 20SP

Plant Growth Regulator Soluble Powder

Active Ingredient: Gibberellic Acid (A ₃)	20%
Other Ingredients:	80%
Total:	100%



KEEP OUT OF REACH OF CHILDREN

CAUTION

EPA Registration No. 62097-3

EPA Est. No. 39578-TX-1

NET CONTENTS: 5.65 oz (160g)

FIRST AID	
IF IN EYES	<ul style="list-style-type: none"> • Hold eye open and rinse slowly and gently with water for 15-20 minutes. • Remove contact lenses, if present, after the first 5 minutes, then continue rinsing eye. • Call a poison control center or doctor for treatment advice.
IF INHALED	<ul style="list-style-type: none"> • Move person to fresh air. • If person is not breathing, call 911 or an ambulance, then give artificial respiration, preferably mouth-to-mouth if possible. • Call a poison control center or doctor for treatment advice.
IF ON SKIN OR CLOTHING	<ul style="list-style-type: none"> • Take off contaminated clothing. • Rinse skin immediately with plenty of water for 15-20 minutes. • Call a poison control center or doctor for treatment advice.
<p>Have the product container or label with you when calling a poison control center or doctor, or going for treatment. You may also contact 1-800-858-7378 (National Pesticide Information Center) for emergency medical treatment information.</p>	

PRECAUTIONARY STATEMENTS


HAZARDS TO HUMANS AND DOMESTIC ANIMALS

CAUTION. Causes moderate eye irritation. Harmful if inhaled or absorbed through skin. Avoid breathing dust. Avoid contact with skin, eyes or clothing. Wash thoroughly with soap and water after handling. Remove and wash contaminated clothing before reuse.

PERSONAL PROTECTIVE EQUIPMENT (PPE)

Applicators and other handlers must wear:

- Protective eyewear
- Long pants
- Long-sleeved shirt
- Shoes plus socks
- Chemical resistant gloves such as barrier laminate, butyl rubber, nitrile rubber, neoprene rubber, polyvinyl chloride or viton



Follow manufacturer's instructions for cleaning/maintaining PPE. If no such instructions for washables, use detergent and hot water. Keep and wash PPE items separately from other laundry.

USER SAFETY RECOMMENDATIONS

Users should:

- Wash hands before eating, drinking, chewing gum, using tobacco or using the toilet.
- Remove clothing immediately if pesticide gets inside. Then wash thoroughly and put on clean clothing.
- Remove PPE immediately after handling this product. Wash the outside of gloves before removing. As soon as possible, wash thoroughly and change into clean clothing.

ENVIRONMENTAL HAZARDS

For terrestrial uses: Do not apply directly to water, to areas where surface water is present or to intertidal areas below the mean high water mark. Do not contaminate water when disposing of equipment wash waters or rinsate.

PHYSICAL OR CHEMICAL HAZARDS

FOR CHEMICAL EMERGENCY: spill, leak, fire, exposure, or accident call CHEMTREC 1-800-424-9300.

DIRECTIONS FOR USE

It is a violation of Federal law to use this product in a manner inconsistent with its labeling. Do not apply this product in a way that will contact workers or other persons, either directly or through drift. Only protected handlers may be in the area during application. For any requirement specific to your state or tribe, consult the state/tribal agency responsible for pesticide regulation. Do not apply this product through any type of irrigation system.

AGRICULTURAL USE REQUIREMENTS

Use this product only in accordance with its labeling and with the Worker Protection Standard, 40 CFR Part 170. This Standard contains requirements for the protection of agricultural workers on farms, forests, nurseries, and greenhouses, and handlers of agricultural pesticides. It contains requirements for training, decontamination, notification and emergency assistance. It also contains specific instructions and exceptions pertaining to the statements on the label about personal protective equipment (PPE) and restricted entry intervals. The requirements in this box only apply to uses of this product covered by the Worker Protection Standard.

Do not enter or allow entry into treated areas during the restricted entry interval (REI) of 4 hours unless wearing appropriate PPE.

PPE required for early entry to treated areas that is permitted under the Worker Protection Standard and that involves contact with anything that has been treated such as, plants, soil or water is:

- *Coveralls
- *Shoes plus socks
- *Waterproof gloves

NON-AGRICULTURAL USE REQUIREMENTS

The requirements in this box apply to uses of this product that are NOT within the scope of the Worker Protection Standard for agricultural pesticides (40 CFR Part 170). The WPS applies when this product is used to produce agricultural plants on farms, forests, nurseries or greenhouses.

Do not enter treated areas without appropriate protective clothing until sprays have dried.

GENERAL INFORMATION

- Use only as directed. Read and thoroughly understand the label before making applications.
- The term 'grams of active ingredient per acre' is represented by 'g ai/acre' throughout this product label. See conversion table at the end of Directions for Use.
- Thoroughly spray all parts of the plant or crop to obtain the desired result.
- Prepare solution concentrations by mixing the required amount of product with water only in a clean empty spray tank.
- Dispose of any unused spray material at the end of the day. Refer to the Storage and Disposal section of this label for pesticide disposal instruction.
- When a range of rates is indicated, consult your local experimental station, distributor, or agricultural extension agent for the best program suited to your local conditions.
- Falgro 20SP works best when using water of neutral or slightly acidic pH. Ensure water pH is less than 8.5.
- Absorption of Falgro 20SP into the plant is greatest under slow drying conditions. Nighttime applications will be more effective when daytime conditions cause rapid drying. Re-apply FALGRO 20SP if significant rain occurs within 2 hours of application
- Do not apply using ULV application methods. For aerial applications spray volumes must be greater than 2 gallons per acre (10 gallons per acre for tree crops).
- Consult your local experimental station, distributor, or agricultural extension agent regarding the compatibility of gibberellic acid with other compounds.


SPRAYING GUIDE FOR GRAPES

Application to grapes is best made by ground sprayer. Choose spray volume, quality and direction to ensure thorough wetting of all flower clusters and berries.

TABLE GRAPES

Application of Falgro 20SP for 'Stretch' produces looser cluster forms, allows better air circulation to aid in the control of bunch rot, increases light penetration to aid in sugar development and reduces the cost of thinning.

Application of Falgro 20SP for 'Thinning' (decreased berry set) reduces hand thinning costs and hastens maturity.



Application of Falgro 20SP for 'Sizing' produces larger berries and clusters when used in conjunction with girdling and thinning techniques.

Table 1 – Application rates and timing for table grapes

Variety	'Stretch'		'Thinning'		'Sizing'		
	Rate g ai/A	Timing	Rate g ai/A ¹	Timing	Rate g ai/A	Timing	
Thompson	8-16	1-2 sprays before bloom. Flower clusters 2-5 inches long.	8-16	1-3 sprays during bloom. If bloom is extended apply 2 nd application 3-7 days after the 1 st .	32-80	1-3 sprays starting at these berry sizes. All applications to be made within 14 days.	3-5 mm
Flame	8-16		3-16		20-80		6-9 mm
Perlette	8-16		²		32-80		4-5 mm
Raisin	8-16		3-12		4-12		4.5 mm
Others	²				8-48		12-14 mm
Black Corinth (Zante Currant)	²				1-8	3-5 days after full bloom but before shatter begins.	
					'Reduced Berry Shivel'		
Emperor	²				20	1 spray 14 days after shatter. Berry diameter 10-15 mm. May increase berry size.	

¹ High doses can cause over-thinning or an excess of 'shot' berries, especially on young or vigorous vines.

² Growers should conduct trials with small numbers of plants using recommended rates to determine the optimum rates for their situations before applying to the crop.

SPRAYING GUIDE FOR CITRUS

Choose spray volume, quality and direction to ensure thorough wetting of all fruit. Do not exceed maximum application rates. Do not apply to trees of low vigor or suffering stress of any kind as this can cause severe fruit and/or leaf drop. Some drop of older leaves may occur after application of gibberellic acid. Never tank mix Falgro 20SP with materials creating a high pH in the tank, e.g. white wash.

GRAPEFRUIT (All approved states except California)

Application of Falgro 20SP delays rind ageing prevents pre-harvest drop of mature fruit and increases peel strength. It also reduces water loss during storage and can be used to manage harvest timing. Spray 16 – 56 g ai/acre as a dilute spray in a minimum of 250 gallons of water per acre. Ensure thorough wetting.

Early spray (Before color change)

Make one application 14 days before color break (usually August to September). Application at this timing produces the greatest delay in rind ageing and the firmest rind possible.

Late spray (After color break)

Make one application after marketable color has developed (usually October to December). Late application may cause some re-greening of the fruit.

Do not apply to areas that are destined to be harvested early as treatment will delay color change. Application after coloring will cause fruit to re-green if left on the tree for an extended period of time. Avoid applications after December

or after trees break dormancy in order to avoid adversely affecting the next crop. Be aware that the efficacy of treatment varies from season to season, depending on environmental conditions.

GRAPEFRUIT, STAR RUBY VARIETY (All approved states except California)

-Application of Falgro 20SP reduces early fruit drop and thus increases yields. Make one application of 25 g ai/acre as a dilute spray in a minimum of 250 gallons of water per acre during bloom. Be aware that the efficacy of treatment varies from season to season, depending on environmental conditions. An appropriate fertilizer and watering program must be maintained.

LEMONS & LIMES

-Application of Falgro 20SP decreases the amount of small tree ripe fruit and can be used to manage harvest timing. Make one application of 10-32 g ai/acre as a dilute spray or concentrate, ensuring thorough spray coverage, when the target crop is 1/2 - 3/4 full size and still green.
-Application of Falgro 20SP is cumulative so that when applied for two years in succession a larger difference in maturity and harvest pattern occurs.

NAVEL ORANGES

-Application of Falgro 20SP reduces rind disorders (e.g. rind staining, water spotting, sticky surface, puffy rind and pressure rupture), delays rind ageing and can be used to manage harvest timing. Apply 16 – 48 g ai/acre as a dilute spray or concentrate ensuring thorough spray coverage.
To avoid the possibility of reduced yield in the following season, do not spray Navel oranges from January to July. Do not apply to areas that are destined to be harvested early as treatment will delay color change.

Early spray (Before color change)

Make one application 14 days before color break (usually August to November). Application at this timing produces the greatest delay in rind ageing and the firmest rind possible.

Late spray (After color break)

Make one application after marketable color has developed (usually October to December). Late application may cause some re-greening of the fruit.

TANGERINE HYBRIDS

Fruit set

Application of Falgro 20SP increases fruit set and yields in hybrids with pollination problems such as Minneola, Orlando, Robinson and Sunburst. Make one application of 8 – 30 g ai/acre as a dilute spray during full bloom ensuring all foliage is wetted.


A reduction in fruit size, retardation of color development and a slight increase in the drop of mature leaves may occur with this type of treatment.

Rind disorders

Application of Falgro 20SP delays rind ageing and increases peel strength in hybrids such as Minneola, Orlando, Robinson and Sunburst.

Make one application of 20 – 40 g ai/acre as a dilute spray 14 days before color break in sufficient water to ensure thorough spray coverage.

Do not apply to areas that are destined to be harvested early as treatment will delay color change. To avoid pre-harvest staining, do not apply after coloring.



Variations in rind color development can occur if applications are made during coloring.

VALENCIA ORANGES (All approved states) & OTHER ROUND ORANGES (All approved states except California)

Application of Falgro 20SP delays rind ageing and softening and reduces rind creasing. Make one application of 40 – 80 g ai/acre as a dilute spray or concentrate in August to October.

This application should be expected to delay color development and re-green any mature fruit present at application. After marketable color has been achieved the benefits may decline the longer the fruit remains on the tree.

SPRAYING GUIDE FOR OTHER FRUIT CROPS

BLUEBERRIES (All approved states except California)

Application of Falgro 20SP improves fruit set when natural fruit set is poor due to reduced honeybee activity, adverse weather conditions or physiological factors.

Highbush blueberry (varieties such as Berkley, Bluecrop, Blueray, Concord, Coville, Earliblue, Jersey, Stanley, Walcott, Weymouth, and 1316A).

Make 1 – 2 applications of 40 g ai/acre in 100 gallons of water. Make a single application at full bloom (75% of the flowers are fully open). When 2 applications are made, spray the first one at full bloom and the second one within 10 to 14 days. For Weymouth, application can be delayed up to two weeks after bloom to increase size of 'shot' berries.

Rabbiteye blueberry (varieties such as Aliceblue, Beckyblue, Bonita, Brightwell, Climax, Delite, Tiftblue, and Woodward).

Make EITHER a single application of 40 g ai/acre in 100 to 300 gallons of water when most of the flowers are elongated but not yet open (bloom stage 5). OR make two to four applications of 40 g ai/acre in 50 to 300 gallons of water every 10 to 14 days starting at bloom stage 5. Ensure thorough spray coverage.

CHERRIES - RED TART (All approved states except California)

Application of Falgro 20SP maintains and extends high fruit bearing and reduces the occurrence of 'blind' nodes. The beneficial effect of Falgro 20SP application is not apparent until 2 – 3 years after initial application and is dependent on annually repeated applications. Make a single application 14 – 28 days after bloom when 3 – 5 terminal leaves are fully expanded or at least 1 – 3 inches of terminal growth have occurred. Apply Falgro 20SP according to the table below as a dilute spray in 100 – 150 gallons of water/acre. Lower water volumes can be used but it is extremely important not to overdose.

Table 3 – Application rates for red tart cherries

Tree age (years)	Grams ai/acre
6 – 10	4 – 6
11 – 15	8 – 10
16 – 20	10 – 14
21 +	14 – 18

These application rates are based on tree vigor. Rates must be adjusted to the vigor expressed in each orchard. Use the higher rates for trees of low vigor and the lower rates for trees of high vigor. Applications cannot overcome the effects of nutritional, water, pest, disease or other stress on trees. Excessive application will increase vegetative growth at the expense of fruit production the following year.

CHERRIES - SWEET

Application of Falgro 20SP produces larger, brighter colored and firmer fruit. Make one application of 16 - 48 g ai/acre as a dilute spray on large mature trees when the fruit is light green to straw colored in sufficient water to ensure thorough wetting. This treatment may delay color development and harvest.

CHERRIES - NON-BEARING SWEET AND TART (All approved states except California)

Application of Falgro 20SP reduces the flowering and fruiting of young sweet and tart cherries, minimizing the competitive effect of fruiting on tree development. Make one application of 10 - 20 g ai/acre as a dilute spray in 25 - 50 gallons per acre 2 - 4 weeks after bloom. (Use rate is based on a tree density of 100 trees/acre). In conditions of low vigor, make 2 applications, allowing at least a 7-day interval between applications. Do not treat trees in their first year. Treat in the second season to reduce fruiting in the third season and treat again in the third season if it is necessary to reduce fruiting in the fourth.

OLYMPUS STRAWBERRIES (All approved states except California)

Application of Falgro 20SP increases the production of runners by mother plants. Make one application of 20 g ai/acre in 100 gallons of water/acre 10 - 30 days after planting, when plants have 1 - 6 leaves. Spray to the point of run-off. For best results, do not apply to plantings after mid-May. Do not apply to fruiting plants.


SPRAYING GUIDE FOR VEGETABLE CROPS

LETTUCE FOR SEED

Application of Falgro 20SP produces more uniform bolting and greater seed production. Make 1 - 4 applications of 1 - 4 g ai/acre as a dilute spray at 2-week intervals beginning at the fourth true leaf stage. Use sufficient water to ensure thorough wetting.

MELONS AND CUCUMBERS (All approved states except California)

Application of Falgro 20SP stimulates fruit set in extended periods of cool weather. For cantaloupes and watermelons make one application of 2 g ai/acre in sufficient water to ensure thorough wetting prior to bloom. Make 2 further applications at 10 - 14 day intervals. For cucumbers 3 - 4 applications following fruit set may be required. For maximum benefit of these treatments to be achieved vines must be in good condition.



PEPPERS (All approved states except California)

-Application of Falgro 20SP promotes plant growth, fruit set and fruit size.

Plant growth.

In areas with short growing seasons or where low temperatures cause slow plant growth. Make 1 – 2 applications of 1 – 3 g ai/acre in 25 – 50 gallons of water/acre starting 2 weeks after planting. Repeat at 2 week intervals.

Plant growth and increased fruit set.

Make 1 – 2 applications of 1 – 3 g ai/acre in 25 – 50 gallons of water/acre during flowering. Use the higher rate for areas and varieties with pollination and fruit set problems.

Increased fruit size.

Make one application of 1 – 3 g ai/acre in 25 – 50 gallons of water/acre at the beginning of picking. Use the higher rate for plants carrying high numbers of fruit.

SEED POTATOES

-Application of Falgro 20SP helps break dormancy and stimulates uniform sprouting. Dip freshly dug seed potatoes in a solution of 0.2 – 0.4 g ai in 100 gallons of water before planting.

Potatoes treated with Falgro 20SP must not be used for food or feed purposes. Do not treat rested seed and use the lower rate for dormant seed if soil temperatures are very high.

SPINACH - FALL AND OVERWINTERED (All approved states except California)

-Application of Falgro 20SP improves the quality, increases yield and aids harvest. Make one application of 6 – 8 g ai/acre 10 – 18 days before each anticipated harvest in 10 – 50 gallons of water if applied using ground equipment, or a minimum of 5 – 10 gallons of water/acre if sprayed by air. Ideally spray in the early morning when dew is present on the crop and daytime temperatures are between 40° – 70°F. Maximum benefit is seen from this treatment when low temperatures would limit the growth of untreated spinach.

Do not apply to spring sown spinach. Do not treat spinach after mid-winter or if temperatures are expected to exceed 75°F within several days of application as this can induce bolting.

SPRAYING GUIDE FOR OTHER CROPS

BERMUDA GOLF TURF (All approved states except California)

Application of Falgro 20SP can be used to initiate or maintain growth and prevent color change during periods of cold stress. Make one application of 10 g ai weekly or 25 g ai in 25 – 100 gallons of water/acre every 2 weeks. Do not exceed specified doses or reduce the time interval between applications. Do not apply during extended warm periods if night temperatures exceed 65°F. Continue good ground keeping practice and stop treatment if thinning of the grass occurs. Do not use on dormant turf.

COTTON (All approved states except California)

Application of Falgro 20SP promotes early plant growth, increases seedling vigor and helps overcome stress induced by cool weather. Apply 1 – 6 g ai/acre by furrow application to the seed or as a foliar spray between the cotyledon and 5 leaf stage. Apply in 5 – 40 gallons of water/acre for ground applications or 3 – 10 gallons/acre by air.

Repeat applications as necessary but do not exceed 4 in total. Use higher rates when temperatures are likely to average 75°F or less during the 14 days after application. In order to avoid excessive growth, do not overuse these treatments.

HOPS (North-western U.S. only)

Application of Falgro 20SP increases the yield and aids picking of seeded and seedless varieties of Fuggle hops and similar varieties. Make one application of 4 – 6 g ai in 100 – 150 gallons of water/acre when vine growth is 5 – 8 feet long.

RICE SEED TREATMENT


Application of Falgro 20SP as a seed treatment promotes germination and emergence of semi-dwarf and tall rice varieties but can only be applied to seed intended for drilling or dry broadcast. Do not apply to rice used in a 24 hour soak prior to broadcasting. Apply 1 – 2 g ai in 8 – 20 oz of water per 100 pounds of seed.

Falgro 20SP can be applied using mist-treatment equipment but best effect is achieved using the higher water volume. Half fill the seed treatment tank with water then add the required amount of Falgro 20SP and mix thoroughly while adding any further seed treatment materials before making up to the desired final water volume. **An approved dye must be added to treated seed to prevent inadvertent use for food, feed or oil purposes.** Falgro 20SP is compatible with most commonly used seed treatments, standard dyes and binding agents. However users should check to ensure adequate physical compatibility and mixing characteristics.

RICE SEEDLING POST-EMERGENCE TREATMENT

Application of Falgro 20SP prior to permanent flooding promotes uniform and vigorous growth of semi-dwarfing varieties allowing earlier flooding with its associated agronomic benefits. When permanent flood is desired before tiller development make one application of Falgro 20SP at 2 to 3 g ai/acre at the 1 - 2 leaf stage. When flooding will be made following initial tilling, apply 1 to 3 g ai/acre at the 3 to 4 leaf (4th leaf showing) stage. Use higher rates when temperatures are likely to average 75°F or less during the 14 days after application. Either application will allow the establishment of a permanent flood 7 - 10 days earlier. Do not exceed the specified rates or make more than one application.

Apply Falgro 20SP by fixed wing aircraft equipped with spray systems capable of producing a uniform medium to fine spray droplet pattern in not less than 10 gallons of water/acre. Low-pressure ground sprayers equipped with boom and flat fan nozzles applying 10 - 15 gallons of water/acre may be used. Ensure fields have been drained of floodwater before application and avoid spray drift onto other crops. Do not apply to crops suffering stress. Do not add surfactants, oils or any type of adjuvants to the spray tank. These treatments may cause the crop to become a lighter shade of green. This is a temporary effect and is caused by the increased growth rate.



10/10

POMPOM CHRYSANTHEMUMS (All approved states except California)

-Application of Falgro 20SP elongates the peduncles. Make one application of 0.5 – 1 g ai in 12 gallons of water 28 – 35 days after initiation of short day program. Apply this solution over 1000 sq.ft of bed using overhead nozzles directed at the flower buds. Apply at the correct timing and do not overdose as this can cause long, spindly, weak stems.

STATICE (All approved states except California)

-Application of Falgro 20SP promotes early flowering and increases flower yield. Make one application of 40 – 50 g ai in 25 gallons of water when plants are more than 10 inches in diameter (approx. 90 – 110 days after planting).
-Apply 10ml of spray as a drench to each plant.
Do not exceed the specified dose or repeat treatment. Initiation of flowering is influenced by extended photo-period, nutrition and reduced night temperature. Treatment with Falgro 20SP lessens the need for reduced night temperature and long photo-period.

CONVERSION TABLE

Falgro 20SP is a 20% active ingredient soluble powder. For each gram of active ingredient required use 5 grams of Falgro 20SP.

Grams ai per acre	to	Falgro 20SP per acre	Grams ai per acre	to	Falgro 20SP per acre
0.5		2.5 grams	16.0		80.0 grams
1.0		5.0 grams	20.0		100.0 grams
5.0		25.0 grams	32.0		160.0 grams
10.0		50.0 grams			

STORAGE AND DISPOSAL

Do not contaminate water, food or feed by storage or disposal.

Pesticide Storage: Keep containers tightly closed when not in use.

Pesticide Disposal: Wastes resulting from the use of this product may be disposed of on site or at an approved waste disposal facility.

Container Disposal: Do not re-use empty containers. Triple rinse (or equivalent).

Then puncture and dispose of in sanitary landfill or by incineration, or, if allowed by State and local authorities, by burning. If burned, stay out of smoke.

CONDITIONS OF SALE AND LIMITED WARRANTY

FINE AGROCHEMICALS LIMITED warrants that this product conforms to the chemical description on the label and is reasonably fit for the purposes stated on the label when used according to the directions under normal use conditions. Neither this warranty nor any other warranty of merchantability or fitness for a particular purpose, expressed or implied, extends to the use of this product contrary to the label instructions; the buyer assumes the risk of any such uses.

Falgro® - Registered in US Patent and Trademark Office

©2004 (comment regarding company phone number)

Fine Agrochemicals Limited

Hill End House,Whittington

Worcester, WR5 2RQ, United Kingdom