

61966-4

4/18/2012

1/19



UNITED STATES ENVIRONMENTAL PROTECTION AGENCY  
WASHINGTON, D.C. 20460

APR 18 2012

OFFICE OF CHEMICAL SAFETY  
AND POLLUTION PREVENTION

Jonathan Slevin  
General Manager  
Champon Millennium Chemicals, Inc.  
501 Slaters Lane, Suite 1208  
Alexandria, VA 22314

RE: Product Name: Insect Control Concentrate™  
EPA Reg. No: 61966-4  
Application for Label Notification Dated March 07, 2012 to make minor changes to label  
per PR Notice 98-10

Dear Mr. Slevin:

The Biopesticides and Pollution Prevention Division is in receipt of your application for Notification under Pesticide Registration (PR) Notice 98-10 dated above. A preliminary screen of this request has been conducted for its applicability under PR Notice 98-10 and it has been determined that the action(s) requested falls within the scope of PR Notice 98-10. Our records have been duly noted, and the label submitted with this application has been stamped "Notification Accepted" and will be placed accordingly in our records.

If you have any questions concerning this action, please feel free to contact Ms. Menyon Adams at (703) 347-8496 or email at [adams.menyon@epa.gov](mailto:adams.menyon@epa.gov).

Sincerely,

*Linda Hollis*

Linda Hollis, Chief  
Biochemical Pesticides Branch  
Biopesticides and Pollution Prevention  
Division (7511P)



United States  
**Environmental Protection Agency**  
 Washington, DC 20460

<input type="checkbox"/>	Registration
<input type="checkbox"/>	Amendment
<input checked="" type="checkbox"/>	Other

OPP Identifier Number

**Application for Pesticide - Section I**

1. Company/Product Number <i>619664-917865</i> <i>Champion Millennium Chemicals, Inc</i>	2. EPA Product Manager	3. Proposed Classification <input type="checkbox"/> None <input type="checkbox"/> Restricted
4. Company/Product (Name) <i>Champion Millennium Chemicals - Insect Control Concentrate &amp; DAZITOL</i>	PM#	
5. Name and Address of Applicant (Include ZIP Code) <i>JONATHAN SLEVIN</i> <i>Champion Millennium Chemicals</i> <i>501 Slaters Lane #1208</i> <i>Alexandria, VA 22314</i> <input type="checkbox"/> Check if this is a new address	6. Expedited Review. In accordance with FIFRA Section 3(c)(3) (b)(i), my product is similar or identical in composition and labeling to: EPA Reg. No. _____ Product Name _____	

**Section - II Notification Accepted**

<input type="checkbox"/> Amendment - Explain below.	<input type="checkbox"/> Final printed labels in response to Agency letter dated <i>APR 18 2012</i>
<input type="checkbox"/> Resubmission in response to Agency letter dated _____	<input type="checkbox"/> "Me Too" Application. Reviewer: <i>M Adams</i>
<input checked="" type="checkbox"/> Notification - Explain below.	<input type="checkbox"/> Other - Explain below.

Explanation: Use additional page(s) if necessary. (For section I and Section II.)  
*see cover letter/transmittal letter for notification of label changes per PR Notice 98-10*

**Section - III**

1. Material This Product Will Be Packaged In:				2. Type of Container	
Child-Resistant Packaging <input checked="" type="checkbox"/> Yes <input checked="" type="checkbox"/> No	Unit Packaging <input type="checkbox"/> Yes <input checked="" type="checkbox"/> No	Water Soluble Packaging <input type="checkbox"/> Yes <input checked="" type="checkbox"/> No		<input checked="" type="checkbox"/> Metal	<input checked="" type="checkbox"/> Plastic
* Certification must be submitted		If "Yes" Unit Packaging wgt.	No. per container	<input type="checkbox"/> Glass	<input type="checkbox"/> Paper
		If "Yes" Package wgt	No. per container	<input type="checkbox"/> Other (Specify) _____	
3. Location of Net Contents Information <input checked="" type="checkbox"/> Label <input checked="" type="checkbox"/> Container		4. Size(s) Retail Container <i>No retail</i> <i>Smallest size: 2.5 gallons</i>		5. Location of Label Directions <input checked="" type="checkbox"/> On Label <input type="checkbox"/> On Labeling accompanying product	
6. Manner in Which Label is Affixed to Product <input checked="" type="checkbox"/> Lithograph <input type="checkbox"/> Paper glued <input type="checkbox"/> Stenciled			<input type="checkbox"/> Other _____		

**Section - IV**

1. Contact Point (Complete items directly below for identification of individual to be contacted, if necessary, to process this application.)		
Name <i>JONATHAN SLEVIN</i>	Title <i>General Manager</i>	Telephone No. (Include Area Code) <i>703 402-0602</i>
2. Signature <i>Jonathan Slevin</i>		3. Title <i>General Manager</i>
4. Typed Name <i>JONATHAN SLEVIN</i>		5. Date <i>March 7, 2012</i>
Certification I certify that the statements I have made on this form and all attachments thereto are true, accurate and complete. I acknowledge that any knowingly false or misleading statement may be punishable by fine or imprisonment both under applicable law.		6. Date Application Received (Stamped)



Notification Accepted

Date: APR 18 2012

Reviewer: M. Adams

MASTER LABEL

Sublabel A: Dazitol™ Concentrate

Sublabel B: Bugitol™ Concentrate

Sublabel C: Nemitol™ Concentrate

INSECT CONTROL CONCENTRATE™

FOR

- ◆ AGRICULTURE ◆ SOIL TREATMENT ◆ TURF & ORNAMENTAL ◆ NURSERY ◆ GREENHOUSE
◆ Fruits ◆ Vegetables ◆ Nuts ◆ Berries ◆ Grains ◆ Flowers ◆ Trees ◆ Shrubbery

TO CONTROL AND REPEL LISTED INSECTS AND FUNGI

- ◆ NEMATODES ◆ FUNGI ◆ INSECTS ◆ PRE-EMERGENT WEEDS
◆ Aphids ◆ Thrips ◆ Armyworms ◆ Tomato Fruit Worms ◆ Leafhoppers ◆ Leafminers ◆ White Flies
◆ Grasshoppers and Other Listed Insects ◆ Chinch Bugs ◆ Nematodes ◆ Cutworms ◆ Army Worms
◆ Sod Web Worms ◆ Caterpillars ◆ Bag Worm ◆ Saw Flies ◆ Beetles ◆ Leafminers ◆ Other Listed Fungi

Active Ingredients

Capsaicin and related Capsaicinoids\*..... 0.42%

Allyl Isothiocyanate\*\*.....3.70%

Other Ingredients..... 95.88%

Total..... 100.00%

\* Oleoresin of Capsicum

\*\* From Essential Oil of Mustard

KEEP OUT OF REACH OF CHILDREN

CAUTION

See following pages for First Aid statements

Manufactured for: Champon Millennium Chemicals, Inc. Alexandria, VA 22314

EPA Reg. No. 61956-1
EPA Est. No. 87193-FL-001
Patent No. 6,051,233

NET CONTENTS: 10 LITERS (2.64 GALLONS)



# DAZITOL CONCENTRATE

## For Agricultural and General Soil Treatment Use

**SOIL TREATMENT  
TO CONTROL AND REPEL  
LISTED INSECTS AND FUNGI IN SOIL**

**◆ NEMATODES ◆ CERTAIN FUNGI ◆ PRE-EMERGENT WEEDS**

**Active Ingredients**

Capsaicin and related Capsaicinoids\*..... 0.42%

Allyl Isothiocyanate\*\*.....3.70%

**Other Ingredients**..... 95.88%

**Total**..... 100.00%

\* Oleoresin of Capsicum

\*\* From Essential Oil of Mustard

## KEEP OUT OF REACH OF CHILDREN CAUTION

FIRST AID	
<b>If on skin or clothing</b>	<ul style="list-style-type: none"> <li>● Take off contaminated clothing.</li> <li>● Rinse skin immediately with plenty of water for 15 minutes.</li> <li>● Call a poison control center or doctor for treatment advice.</li> </ul>
<b>If swallowed</b>	<ul style="list-style-type: none"> <li>● Have person sip a glass of water if able to swallow.</li> <li>● Do not induce vomiting unless told to do so by the poison control center or doctor.</li> <li>● Do not give anything to an unconscious person.</li> <li>● Call a poison control center or physician for treatment advice.</li> </ul>
<b>If in eyes</b>	<ul style="list-style-type: none"> <li>● Hold eye open and rinse slowly and gently with water for 15-20 minutes. Remove contact lenses, if present, after the first 5 minutes, then continue rinsing.</li> <li>● Call a poison control center or physician for treatment advice.</li> </ul>
<b>If inhaled</b>	<ul style="list-style-type: none"> <li>● Move person to fresh air.</li> <li>● If person is not breathing, call 911 or an ambulance, then give artificial respiration, preferably by mouth-to-mouth, if possible.</li> <li>● Call a poison control center or doctor for further treatment advice</li> </ul>
<b>HOTLINE NUMBER</b>	
<p>Have the product container or label with you when calling a poison control center or doctor, or going for treatment. For information on this pesticide product (including health concerns, medical emergencies, or pesticide incidents), call the National Pesticide Information Center at 1-800-858-7378, 6:30 to 4:30 PST.</p>	

Manufactured for:  
Champon Millennium Chemicals, Inc.  
Alexandria, VA 22314

EPA Reg. No. 61966-4  
EPA Est. No. 87193-FL-001  
Patent No. 6,051,233

**NET CONTENTS: 10 LITERS (2.64 GALLONS)**

# PRECAUTIONARY STATEMENTS

## Hazards to Humans and Domestic Animals

CAUTION: Harmful if absorbed through skin, swallowed, or inhaled. Causes moderate eye irritation. Avoid contact with eyes, skin or clothing. Avoid breathing spray mist. Prolonged or frequently repeated skin contact may cause allergic reactions in some individuals. Wash thoroughly with soap and water after handling. Remove and wash contaminated clothing before reuse. If inhaled, move person to fresh air. Wear the appropriate Personal Protective Equipment (PPE).

### PERSONAL PROTECTIVE EQUIPMENT (PPE)

Applicators and other handlers must wear:

- Long sleeve shirt and long pants
- Footwear plus socks
- Chemical-resistant gloves
- Protective eyewear

Follow manufacturer's instructions for cleaning/maintaining PPE. If no such instructions for washables, use detergent and hot water. Keep and wash PPE separately from other laundry.

### USER SAFETY RECOMMENDATIONS

Users should:

- Wash hands before eating, drinking, chewing gum, using tobacco or using the toilet.
- Remove clothing/PPE immediately if pesticide gets inside. Then wash thoroughly and put on clean clothing.
- Remove PPE immediately after handling this product. Wash the outside of gloves before removing. As soon as possible, wash thoroughly and change into clean clothing.

### ENVIRONMENTAL HAZARDS

For terrestrial uses, do not apply directly to water, to areas where surface water is present or to intertidal areas below the mean high water mark. This product may be toxic to aquatic organisms. Do not apply to or allow runoff to reach lakes, streams and ponds. Do not contaminate water when cleaning equipment or disposing of equipment washwater or rinsate. Do not dump rinse water into sewers or other bodies of water.

Bee Precaution: Do not apply prior to or during pollination as Dazitol kills and repels bees and therefore, adversely affects pollination.

### DIRECTIONS FOR USE

It is a violation of Federal Law to use this product in a manner inconsistent with its labeling. Do not apply this product in a way that will contact workers or other persons, either directly or through drift. Only protected handlers may be in the area during application. For any requirement specific to your State or Tribe, consult the State/Tribal agency responsible for the pesticide regulation.

### AGRICULTURAL USE REQUIREMENTS

Use this product only in accordance with its labeling and with the Worker Protection Standard, 40 CFR part 170. This standard contains requirements for the protection of agricultural workers on farms, forests, nurseries, and greenhouses, and handlers of agriculture pesticides. It contains requirements for training, decontamination, notification, and emergency assistance. It also contains specific instructions and exceptions pertaining to the statements on this label about personal protective equipment (PPE) and restricted-entry interval. The requirements in this box apply to uses of this product that are covered by the Worker Protection Standard.

Do not enter or allow worker entry into treated areas during the restricted entry interval (REI) of four (4) hours, unless wearing appropriate PPE.

PPE required for early entry to treated areas that is permitted under the Worker Protection Standard and that involves contact with anything that has been treated, such as plants, soil, or water, is:

- long-sleeved shirt and long pants,
- protective eyewear,
- chemical-resistant gloves,
- footwear plus socks.

6/19

### NON-AGRICULTURAL USE REQUIREMENTS

The requirements in this box apply to uses of this product that are NOT within the scope of the Worker Protection Standard (WPS) for agricultural pesticides (40 CFR Part 170). The WPS applies when this product is used to product agricultural plants on farms, forests, nurseries or greenhouses.

Do not enter or allow worker entry into treated areas during the restricted entry interval (REI) of four (4) hours unless wearing appropriate PPE.

PPE required for early entry to treated areas that involves contact with anything that has been treated, such as plants, soil, or water, is:

- Long-sleeved shirt and long pants,
- Protective eyewear,
- Chemical-resistant gloves,
- Footwear plus socks.

### USE RESTRICTIONS

The product must only be opened and used in a well-ventilated area.

Bee Precaution: Do not apply prior to or during pollination as Dazitol repels bees and therefore adversely affects pollination.

Do not use material if it cannot be applied according to the use patterns on the label.

### SOIL TREATMENT USES AND PESTS CONTROLLED

For use on the following nematodes, soil borne fungi, insects in the soil and mollusks:

**Nematodes:** Sting, root-knot spp. *Tylenchus*, *Pratylenchus*, *Xiphinema*, *Criconemoides*, *Meloidogyne*, *Trichodoridos*, *Saprofagos*, and *Paratylenchus*.

**Soil Borne Fungi:** *Fusarium*, *Pythium*, *Rhizoctonia*, *Phytophthora*, *Pyrenochaeta*, *Sclerotium*, *Armillaria*, and the clubroot organism, *Plasmodiophora*.

**Insects in the Soil at the Time of Treatment:** Wireworms, Cutworms, June beetle, June beetle larvae, Japanese beetles, white grubs, garden symphylan.

**Mollusks:** Slugs and snails.

### SOIL TREATMENT APPLICATION METHODS

Apply through a drip irrigation system, or for smaller areas, apply by hand using a hand sprayer. Specific directions for each application method follow.

### GENERAL SOIL TREATMENT APPLICATION RATES

**Open field:** Use 6.25 gallons of Dazitol Concentrate for one acre.

**Greenhouse:** Use 0.125 gallons (16 oz.) of Dazitol Concentrate for 500 sq. feet .

### MIXING DIRECTIONS (Dilutions)

1. Dilute Dazitol Concentrate at a rate of 19 fl. oz per gallon of water. This is equal to **approximately 15% Dazitol Concentrate and 85% water.**
2. Mix Dazitol Concentrate and water thoroughly in a supply tank until a uniform consistency is obtained.
3. Applying Dazitol immediately after preparation ensures that it is in suspension. If application is delayed, agitation re-mixing of Dazitol and checking for re-suspension ensures proper blending.

### USE SITES

#### Field soils to be planted to:

Brassica vegetables, asparagus, broccoli, cauliflower, eggplants, lettuce, garlic, leek, cereal grains, cucurbit crops, peppers, pineapples, leafy vegetables, legume vegetables, strawberries, bushberries, tomatoes, root and tuber vegetables, citrus, deciduous fruits and nuts, vineyards, nut trees, pome fruit trees, stone fruit trees.

#### Nursery, Turf, and Ornamentals Soil:


Turf, lawns, parks, golf greens, athletic fields, recreational turf area, ornamentals, floral crops, forest tree seedlings, strawberry

#### Greenhouse Soils:

Non-food crops; tomatoes

#### Seed or Transplant Beds:

Tobacco, Cotton

### METHODS OF APPLICATION

**CHEMIGATION:** Refer to use directions in the insert for chemigation, entitled "Dazitol Protocol for Drip Irrigation Application." Do not apply this product through any irrigation system unless the labeling on chemigation is followed.

#### Dazitol Protocol for Drip Irrigation Application

##### General Chemigation Application Information:

1. Apply this product only through a drip (trickle) irrigation system. Do not apply this product through any other type of irrigation system. **DO NOT APPLY USING A FERTILIZER TANK.**
2. Crop injury, lack of effectiveness or illegal pesticide residues can result from non-uniform distribution of treated water.
3. If you have questions about calibration, you should contact State Extension Service specialists, equipment manufacturers or other experts.
4. Do not connect an irrigation system (including greenhouse systems) used for pesticide application to a public water system unless the pesticide label-prescribed safety devices for public water systems are in place.
5. A person knowledgeable of the chemigation system and responsible for its operation or under the supervision of the responsible person, shall shut the system down and make necessary adjustments should the need arise.

##### For Chemigation Systems Connected to Public Water Systems:

1. Public water system means a system for the provision to the public of piped water for human consumption if such system has at least 15 service connections or regular serves an average of at least 25 individuals daily at least 60 days out of the year.
2. Chemigation systems connected to public water systems must contain a functional, reduced-pressure zone, back flow preventer (RPZ) or the functional equivalent in the water supply line upstream from the point of pesticide introduction. As an option to the RPZ, the water from the public water system should be discharged into a reservoir tank prior to pesticide introduction. There shall be a complete physical break (air gap) between the flow outlet end of the fill pipe and the top or overflow rim of the reservoir tank of at least twice the inside diameter of the fill pipe.
3. The pesticide injection pipeline must contain a functional, automatic, quick-closing check valve to prevent the flow of fluid back toward the injection.
4. The pesticide injection pipeline must contain a functional, normally closed, solenoid-operated valve located on the intake side of the injection pump and connected to the system interlock to prevent fluid from being withdrawn from the supply tank when the irrigation system is either automatically or manually shut down.
5. The system must contain functional interlocking controls to automatically shut off the pesticide injection pump when the water pump motor stops, or in cases where there is no water pump, when the water pressure decreases to the point where pesticide distribution is adversely affected.

- 6. Systems must use a metering pump, such as a positive displacement injection pump (e.g., diaphragm pump) effectively designed and constructed of materials that are compatible with pesticides and capable of being fitted with a system interlock.
- 7. Do not apply when wind speed favors drift beyond the area intended for treatment.

**For Drip (Trickle) Chemigation Systems:**

- 1. The system must contain a functional check valve, vacuum relief valve, and low pressure drain appropriately located on the irrigation pipeline to prevent water source contamination from back flow.
- 2. The pesticide injection pipeline must contain a functional, automatic, quick-closing check valve to prevent the flow of fluid back toward the injection pump.
- 3. The pesticide injection pipeline must also contain a functional, normally dosed, solenoid-operated valve located on the intake side of the injection pump and connected to the system interlock to prevent fluid from being withdrawn from the supply tank when the irrigation system is either automatically or manually shut down.
- 4. The system must contain functional interlocking controls to automatically shut off the pesticide injection pump when the water pump motor stops.
- 5. The irrigation line or water pump must include a functional pressure switch which will stop the water pump motor when the water pressure decreases to the point where pesticide distribution is adversely affected.
- 6. Systems must use a metering pump, such as a positive displacement injection pump (e.g., diaphragm pump) effectively designed and constructed of materials that are compatible with pesticides and capable of being fitted with a system interlock.
- 7. Do not apply when wind speed favors drift beyond the area intended for treatment.

**Prior to Treating Soil:**

- 1. Always have an assistant and use proper protective equipment (PPE).
- 2. Keep the field reasonably free of trash before starting soil treatment.

**Necessary Equipment: Irrigation drip (trickle) system**

**Field Soil Treatment Prior to Application:**

- 1. Work the soil until it is free of clods, large lumps, or large rocks. Work any residue from previous crops into the soil to allow for decomposition prior to treating soil. Plow or rip the soil to depth to which effective treatment is required.
- 2. Make the beds or prepare the rows and lay the drip system.
- 3. For best results, keep the soil moist for at least four days prior to treatment. Seed germination will benefit from optimum soil moisture. Treat coarse texture soils with higher moisture content than fine textured soils.

**Product Application:**

- 1. Using the **Soil Treatment Uses and Rates** table under MIXING DIRECTIONS above, mix Dazitol Concentrate through the drip system at the rates given.
- 2. Place the drip system on the soil as usual, as if to irrigate the soil, making sure that the water will reach the root system.
- 3. **MAKE SURE THE DRIP SYSTEM RUNS PROPERLY.** Check for leaks in the lines before beginning.
- 4. Laying Plastic tarp on the soil after product application is recommended to help prevent or reduce the growth of weeds and improve product performance due to volatilization.
- 5. For best results, apply during cool periods of the day.
- 6. Do not treat soil if the soil temperature is below 50 degrees F.
- 7. Apply Dazitol (diluted Dazitol Concentrate) three (3) to five (5) days before planting.
- 8. Use an injector at the entry line to the greenhouse or field.
- 9. Set the injector to inject Dazitol Concentrate for 15 minutes to no more than 20 minutes. For proper results, it is important to observe this timing, because each irrigation system has different water pressures and water flow.
- 10. Run water through the drip system to fill the irrigation lines. The diluted Dazitol will travel in the ground in the same manner as the water would travel alone.
- 11. Check the end line to make sure that the water is completely through the system.
- 12. Pour the amount of Dazitol Concentrate into a supply tank that is needed for application to the field or greenhouse.



9/19

14. Run the water until all the Dazitol Concentrate has emulsified through the system. Observe the end of the line. There will be a color difference when the lines are clear of the diluted Dazitol Concentrate.
15. Once the water becomes clear, turn the system off.
16. Wait three (3) to five (5) days and plant.
17. If there is infestation during the crop season, repeat application using one-fourth (1/4) of the initial required amount of Dazitol Concentrate.

### HAND APPLICATION

**Necessary Equipment:** Hand sprayer.

#### Tank Mixing For Hand Application

Do not mix Dazitol Concentrate with other pesticides. Mixing Dazitol Concentrate with other pesticides or products other than water as specified in this label will reduce product effectiveness.

#### Mixing Directions

Fill the spray tank one-half (1/2) full with water, add the measured amount of Dazitol Concentrate so there will be a ratio of 15% Dazitol Concentrate to 85% water, then add the rest of the water to achieve this mixture. Provide sufficient agitation during mixing and spraying to maintain a uniform emulsion.

#### Prior to Treating Soil

1. Always have an assistant and use proper protective equipment (PPE).
2. Keep the field reasonably free of trash before starting soil treatment.

#### Field Soil Treatment Prior to Application

1. Work the soil until it is free of clods, large lumps, or large rocks. Work any residue from previous crops into the soil to allow for decomposition prior to treating soil. Plow or rip the soil to depth to which effective treatment is required.
2. Make the beds or prepare the rows and lay the drip system.
3. For best results, keep the soil moist for at least four days prior to treatment. Seed germination will benefit from optimum soil moisture. Treat coarse texture soils with higher moisture content than fine textured soils.

#### Product Application

1. Apply as a full coverage to the soil. Hoe the diluted Dazitol mixture thoroughly into the soil, making sure the treatment has left the soil moist.
2. Apply during cool periods of the day.
3. **Wait three (3) to five (5) days before planting.**
4. If there is infestation during the crop season, or to maintain the control of the insects and listed fungi, repeat the application using one-fourth (1/4) of the initial required amount of Dazitol Concentrate listed in the "Soil Treatment Uses and Rates Table."

### Drench Application for Trees (Bearing and Nonbearing)

**Necessary Equipment:** Hand sprayer.

#### Tank Mixing For Drench Application

Do not mix Dazitol Concentrate with other pesticides. Mixing Dazitol Concentrate with other pesticides or products other than water as specified in this label will reduce product effectiveness.


#### Mixing Directions

Fill the spray tank one-half (1/2) full with water, add the measured amount of Dazitol Concentrate so there will be a ratio of 15% Dazitol Concentrate to 85% water, then add the rest of the water to achieve this mixture. Provide sufficient agitation during mixing and spraying to maintain a uniform emulsion.

**Prior to Treating Soil:** always have an assistant and use proper protective equipment (PPE).

#### Product Application

1. Dilute Dazitol Concentrate at the rates given under Mixing Directions above.
2. For sandy soils, no trench is needed.
3. For clay or hard soils, dig a three (3) to four (4) foot diameter trench around the tree to help concentrate the flow into the ground.
4. Apply the DILUTED Dazitol at the following rates:
  - For small trees: two (2) gallons
  - For large trees: five (5) gallons



10/19

### STORAGE AND DISPOSAL DRUMS AND TANKS

**Storage and Handling:** Do not contaminate water, food or feed by storage and disposal. Store in a dry, cool, well-ventilated area. Store only in the original container inaccessible to children and pets in a cool, dry place, out of direct sunlight and away from heat, open flames or hot surfaces. Do not freeze. Persons moving, handling, or opening containers must wear the personal protective clothing. Open container only in a well ventilated area.

**Pesticide Disposal:** Wastes resulting from the use of this product may be disposed of on site or at an approved waste disposal facility.

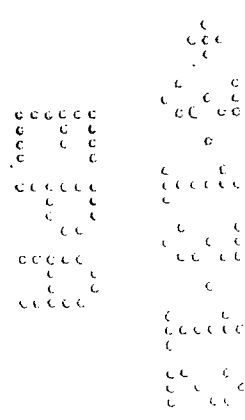
**Container Disposal:** Triple rinse (or equivalent) the plastic container. Then offer for recycling or reconditioning, or puncture and dispose of in a sanitary landfill, or incineration, or, if allowed by state and local authorities, by burning. If burned, stay out of smoke.

### WARRANTY STATEMENT

Champon Millennium Chemicals, Inc. warrants that this product conforms to the description on the label and is reasonably fit for the purposes set forth on the label, when used in accordance with directions and under normal conditions. Neither this warranty nor any other warranty of merchantability or fitness for a particular purpose, expressed or implied, extends to the use of this product contrary to the label instructions; the user assumes all risk of any such uses.



Custom Blended By:  
Custom Liquid Solutions LLC  
534 CR 529A  
Lake Panasoffkee, FL 33538





# BUGITOL CONCENTRATE

For Agricultural and General Commercial Use

<b>FOR</b>
◆ Fruits ◆ Vegetables ◆ Nuts ◆ Berries ◆ Grains ◆ Flowers ◆ Shrubbery
<b>TO CONTROL AND REPEL LISTED INSECTS AND AIRBORNE FUNGI</b>
◆ Aphids ◆ Armyworms ◆ Grasshoppers ◆ Leafhoppers ◆ Leafminers ◆ Thrips ◆ Tomato Fruit Worms ◆ White Flies ◆ Other Listed Insects

**Active Ingredients**

Capsaicin and related Capsaicinoids*.....	0.42%	* Oleoresin of Capsicum
Allyl Isothiocyanate**.....	3.70%	** From Essential Oil of Mustard
<b>Other Ingredients</b> .....	95.88%	
<b>Total</b> .....	100.00%	

## KEEP OUT OF REACH OF CHILDREN CAUTION

See additional precautionary statements on following pages

FIRST AID	
<b>If on skin or clothing</b>	<ul style="list-style-type: none"> <li>• Take off contaminated clothing.</li> <li>• Rinse skin immediately with plenty of water for 15 minutes.</li> <li>• Call a poison control center or doctor for treatment advice.</li> </ul>
<b>If swallowed</b>	<ul style="list-style-type: none"> <li>• Have person sip a glass of water if able to swallow.</li> <li>• Do not induce vomiting unless told to do so by the poison control center or doctor.</li> <li>• Do not give anything to an unconscious person.</li> <li>• Call a poison control center or physician for treatment advice.</li> </ul>
<b>If in eyes</b>	<ul style="list-style-type: none"> <li>• Hold eye open and rinse slowly and gently with water for 15-20 minutes. Remove contact lenses, if present, after the first 5 minutes, then continue rinsing.</li> <li>• Call a poison control center or physician for treatment advice.</li> </ul>
<b>If inhaled</b>	<ul style="list-style-type: none"> <li>• Move person to fresh air.</li> <li>• If person is not breathing, call 911 or an ambulance, then give artificial respiration, preferably by mouth-to-mouth, if possible.</li> <li>• Call a poison control center or doctor for further treatment advice.</li> </ul>
<b>HOTLINE NUMBER</b>	
Have the product container or label with you when calling a poison control center or doctor, or going for treatment. For information on this pesticide product (including health concerns, medical emergencies, or pesticide incidents), call the National Pesticide Information Center at 1-800-858-7378, 6:30 to 4:30 PST.	

Manufactured for:  
Champion Millennium Chemicals, Inc.  
Alexandria, VA 22314

EPA Reg. No. 61966-4  
EPA Est. No. 87193-FL-001  
Patent No. 6,051,233

12/19

**NET CONTENTS: 10 LITERS (2.64 GALLONS)**

## **PRECAUTIONARY STATEMENTS**

### **Hazards to Humans and Domestic Animals**

CAUTION: Harmful if absorbed through skin, swallowed, or inhaled. Causes moderate eye irritation. Avoid contact with eyes, skin or clothing. Avoid breathing spray mist. Prolonged or frequently repeated skin contact may cause allergic reactions in some individuals. Wash thoroughly with soap and water after handling. Remove and wash contaminated clothing before reuse. If inhaled, move person to fresh air. Wear the appropriate Personal Protective Equipment (PPE).

### **PERSONAL PROTECTIVE EQUIPMENT (PPE)**

Applicators and other handlers must wear:

- Long sleeve shirt and long pants
- Footwear plus socks
- Chemical-resistant gloves
- Protective eyewear

Follow manufacturer's instructions for cleaning/maintaining PPE. If no such instructions for washables, use detergent and hot water. Keep and wash PPE separately from other laundry.

### **USER SAFETY RECOMMENDATIONS**

Users should:

- Wash hands before eating, drinking, chewing gum, using tobacco or using the toilet.
- Remove clothing/PPE immediately if pesticide gets inside. Then wash thoroughly and put on clean clothing.
- Remove PPE immediately after handling this product. Wash the outside of gloves before removing. As soon as possible, wash thoroughly and change into clean clothing.

### **ENVIRONMENTAL HAZARDS**

For terrestrial uses, do not apply directly to water, to areas where surface water is present or to intertidal areas below the mean high water mark. This product may be toxic to aquatic organisms. Do not apply to or allow runoff to reach lakes, streams and ponds. Do not contaminate water when cleaning equipment or disposing of equipment washwater or rinsate. Do not dump rinse water into sewers or other bodies of water.

Bee Precaution: Do not apply prior to or during pollination as Bugitol Concentrate kills and repels bees and therefore, adversely affects pollination.

## **DIRECTIONS FOR USE**

It is a violation of Federal Law to use this product in a manner inconsistent with its labeling. Do not apply this product in a way that will contact workers or other persons, either directly or through drift. Only protected handlers may be in the area during application. For any requirement specific to your State or Tribe, consult the State/Tribal agency responsible for the pesticide regulation.

### **AGRICULTURAL USE REQUIREMENTS**

Use this product only in accordance with its labeling and with the Worker Protection Standard, 40 CFR part 170. This standard contains requirements for the protection of agricultural workers on farms, forests, nurseries, and greenhouses, and handlers of agriculture pesticides. It contains requirements for training, decontamination, notification, and emergency assistance. It also contains specific instructions and exceptions pertaining to the statements on this label about personal protective equipment (PPE) and restricted-entry interval. The requirements in this box apply to uses of this product that are covered by the Worker Protection Standard.

Do not enter or allow worker entry into treated areas during the restricted entry interval (REI) of four (4) hours unless wearing appropriate PPE.

PPE required for early entry to treated areas that is permitted under the Worker Protection Standard and that involves contact with anything that has been treated, such as plants, soil, or water, is:

- Long-sleeved shirt and long pants
- Protective eyewear
- Chemical-resistant gloves,
- Footwear plus socks.

## NON-AGRICULTURAL USE REQUIREMENTS

The requirements in this box apply to uses of this product that are NOT within the scope of the Worker Protection Standard (WPS) for agricultural pesticides (40 CFR Part 170). The WPS applies when this product is used to product agricultural plants on farms, forests, nurseries or greenhouses.

Do not enter or allow worker entry into treated areas during the restricted entry interval (REI) of four (4) hours unless wearing appropriate PPE.

PPE required for early entry to treated areas that involves contact with anything that has been treated, such as plants, soil, or water, is:

- long-sleeved shirt and long pants
- protective eyewear
- chemical-resistant gloves
- footwear plus socks.

## USE RESTRICTIONS

The product must only be opened and used in a well-ventilated area.

Bee Precaution: Do not apply prior to or during pollination as Bugitol repels bees and therefore adversely affects pollination.

Do not use material if it cannot be applied according to the use patterns on the label.

## SITES AND PESTS CONTROLLED

For use on the following brassica vegetables, bulb vegetables, cereal grains, citrus, cotton, cucurbit crops, forage crops, fruiting vegetables, kiwi, leafy vegetables, legume vegetables, nut trees, peanuts, pome fruit trees, root and tuber vegetables, small fruits and berries, stone fruit trees, and tropical fruits:

**Brassica Vegetables:** (Broccoli, Brussels Sprouts, Cabbages, Chinese Broccoli, Chinese Mustard, Cauliflower, collards, Kale, Kohlrabi, and Mustard Greens): For controlling and repelling Aphids, Beetles, Caterpillars, Cutworms, Loopers, Weevils, Whiteflies, and Wireworms.

**Bulb Vegetables:** (Garlic, Leek, Onion, and Shallot): For controlling and repelling Armyworms, Leafminers, Thrips, and Wireworms.

**Cereal Grains:** (Barley, Buckwheat, Corn, Millet, Oats, Popcorn, Rye, Wheat, and Wild Rice): For controlling and repelling Aphids, Armyworms, Beetles, Borers, Cutworms, Earworms, Grasshoppers, Rootworms, White Grubs, and Wireworms.

**Citrus:** (Calamondin, Grapefruit, Kumquat, Lemon, Lime, Orange, Tangelos, and Tangerines): For controlling and repelling Aphids, Cutworms, Leafrollers, Scale, Thrips, and Whiteflies.

**Corn:** For controlling and repelling Corn Earworm.

**Cotton:** For controlling and repelling Aphids, Armyworms, Bollworms, Boll Weevils, Cotton Leaf Perforator, Cutworms, Fleahoppers, Loopers, Lygus Bugs, Saltmarsh Caterpillar, Thrips, Webworms, and Whiteflies.

**Cucurbit Crops:** (Cucumber, Cantaloupe, Casa Melon, Gherkin, Honeydew Melon, Mango Melon, Muskmelon, Pumpkin, Summer and Winter Squash, Watermelon and Winter Melon): For controlling and repelling Aphids, Beetles, Leafhoppers, Leafminers, Loopers, Thrips, Whiteflies, and Wireworms.

**Forage Crops:** (Alfalfa, Clover, Grasses, Timothy, Lemon Grass and Vetch): For controlling and repelling Aphids, Armyworms, Caterpillars, Chinch Bugs, Cutworms, Grasshoppers, Japanese Beetles, Leafhoppers, Lygus Bugs, Spittlebugs, Thrips, Weevils, and Webworms.

**Fruiting Vegetables:** (Bell Pepper, Chile Pepper, Cooking Pepper, Eggplant, Ground Cherry, Pepino, Pimento, Sweet Pepper, Tomatillo, and Tomato). For controlling and repelling Aphids, Beetles, Cutworms, Fruit worms, Horn Worms, Leafminers, Loopers, Mealybugs, Plant Bugs, Whiteflies, and Wireworms.

**Kiwi:** For controlling and repelling Japanese Beetles.

**Leafy Vegetables:** (Celery, Cress, Endive, Fennel, Lettuce, Orach, Spinach, and Swiss Chard): For controlling and repelling Aphids, Earworms, Grasshoppers, Leafhoppers, Leafminers, Loopers, Sowbugs, Webworms, Whiteflies, and Wireworms.

**Legume Vegetables:** (Beans including Phaseolus Spp., Lupinus Spp., and Vigna Spp., Broad Beans, Chick Peas, Guar, Jackbean, Lablab Beans, Lentils, Peas, and Soybeans): For controlling and repelling: Aphids, Beetles, Borers, Curculios, Cutworms, Earworms, Earworms, Leafhoppers, Leafrollers, Loopers, Lygus, Bugs, Plant Bugs, Weevils, Whiteflies, and Wireworms.

**Nut Trees:** (Almond, Beech Nut, Brazil Nut, Butternut, Chestnut, Chinquapin, Filbert, Hickory Nut, Macadamia Nut, Pecan, Walnut): For controlling and repelling Aphids, Beetles, Borers, Bug Moths, Carpenter Worms, Casebearers, Catocalas, Curculios, Gall Wasps, Leafminers, Phylloxera, Plant Bugs, Saw Flies, Scale, Shuck Worms, Spittlebugs, Twig Girdlers, Walnut Caterpillars, Webworms, Weevils.

**Peanuts:** For controlling and repelling Aphids, Armyworms, Aspergillus flavus, Earworms, Cutworms, Leafhoppers, Rootworms, and Thrips.

**Pome Fruit Trees:** (Apple, Crabapple, Mayhaws, Pears, Quince): For controlling and repelling Aphids, AppleWorms, Case bearers, Codling Moths, Curculios, Leafhoppers, Leafminers, Leafrollers, Mealy Bugs, Plant Bugs, Psylla, Saw Flies, Scale.

**Root and Tuber Vegetables:** (Artichoke, Beet, Burdock, Carrot, Cassava, Chicory, Ginger, Ginseng, Horseradish, Parsley, Parsnip, Potato, Radish, Rutabaga, Salsify, Sweet Potato, Turnip, Yam): For controlling and repelling Armyworms, Beetles, Chinch Bugs, Grasshoppers, Leafhoppers, Leafminers, Plant Bugs, Psyllids, Rust Flies, Slugs, Symphylans, Thrips, Tubeworms, Weevils, Whiteflies, White Grubs, Wireworms.

14/19

**Small Fruits and Berries:** (Blackberries, Blueberries, Boysenberries, Cranberries, Currants, Dewberries, Elderberries, Grapes, Gooseberries, Huckleberries, Olallieberries, Raspberries, Strawberries, Youngberries): For controlling and repelling, Aphids, Beetles, Borers, Cambium, Chafers, Curculios, Cutworms, Earwigs, Fruit Worms, Grubs, Leafhoppers, Leafminers, Leafrollers, Mealy Bugs, Phylloxeras, Plant Bugs, Rootworms, Saw Flies, Scale, Slugs, Spittlebugs, Stem Girdlers, Thrips, Tree Crickets, Weevils, Whiteflies, White Grubs, Wireworms.

**Stone Fruit Trees:** (Apricots, Cherries, (sweet and sour), Nectarines, Peaches, Plums): For controlling and repelling Aphids, Beetles, Borers, Fruit flies, Fruit-moth, Leafminers.

**Tropical Fruits:** (Avocado, Coconut, Guava, Bananas, Key Lime, Lychee, Mango, Papaya, Passion Fruit, Barbados Cherry, Jackfruit, Star Apple, Sugar Apple, Tahiti Lime): For controlling and repelling Ants, Aphids, Beetles, Borers, Cutworms, Earwigs, Fruit Worms, Grubs, Leafhoppers, Leafminers, Mealy Bugs, Plant Bugs, Root Worms, Saw Flies, Scale, Sigatoka (Black and Yellow), Slugs, Spittlebugs, Stem Girdlers, Thrips, Tree Crickets, Weevils, Whiteflies, Wireworms.

### TREATMENT AND USE RATES

#### METHOD OF APPLICATION

**Hand Application Directions (One Gallon):** To obtain maximum benefits apply every seven (7) to ten (10) days before infestation begins. If infestation is present, apply 1.5 fl. oz. of Bugitol Concentrate per gallon of water and spray every four (4) to five (5) days and increase to three (3) fl. oz. of Bugitol Concentrate per gallon of water if infestation is heavy. Apply as a full coverage, making sure both sides of the leaves are covered. Apply during cool periods of the day. Apply as a preventative treatment prior to insect infestation. Make the first application at foliar emergence and repeat on a 10-14 day spray schedule to maintain the repelling effect. If infestation is present, apply 48 fl. oz of Bugitol Concentrate per 100 gallons of water per acre. Heavy infestation: apply 96 fl. oz of Bugitol Concentrate per 100 gallons per acre

**Ground Machine and Aerial Application:** Apply by ground machine or aerial application at a rate of 48 fl. oz of Bugitol Concentrate per 100 gallons of water per acre for normal infestation, and 96 fl. oz of Bugitol Concentrate per 100 gallons of water per acre for heavy infestation. For normal infestations, this rate is equal to 48 fl. oz of Bugitol Concentrate, 0.20 fl. oz Capsaicin and related Capsaicinoids, and 1.77 fl. oz. Allyl Isothiocyanate per acre. For heavy infestations, this rate is equal to 96 fl. oz of Bugitol Concentrate, 0.40 fl. oz Capsaicin and related Capsaicinoids, and 3.55 fl. oz. of Allyl Isothiocyanate per acre. Apply as a full coverage, making sure both sides of the leaves are covered. Apply during cool periods of the day. Apply as a preventative treatment prior to insect infestation. Make the first application at foliar emergence and repeat on a 10-14 day spray schedule to maintain the repelling effect.

#### TANK MIXING

Do not mix Bugitol Concentrate with other pesticides. Mixing Bugitol Concentrate with other pesticides or products other than water as specified in this label will reduce product effectiveness.

#### MIXING DIRECTIONS (Dilutions)

Dilute Bugitol Concentrate at a rate of 48 fl. oz per 100 gallons of water per acre for normal infestation and 96 fl. oz. per 100 gallons of water per acre for heavy infestation. Mix thoroughly until a uniform consistency is obtained.

#### HARVESTING

Fruits and vegetables treated with Bugitol may be thoroughly washed and consumed the same day of application.

#### STORAGE AND DISPOSAL DRUMS AND TANKS

**Storage and Handling:** Do not contaminate water, food or feed by storage and disposal. Store in a dry, cool, well-ventilated area. Store only in the original container inaccessible to children and pets in a cool, dry place, out of direct sunlight and away from heat, open flames or hot surfaces. Do not freeze. Persons moving, handling, or opening containers must wear the personal protective clothing. Open container only in a well ventilated area.

**Pesticide Disposal:** Wastes resulting from the use of this product may be disposed of on site or at an approved waste disposal facility.

**Container Disposal:** Triple rinse (or equivalent) the plastic container. Then offer for recycling or reconditioning, or puncture and dispose of in a sanitary landfill, or incineration, or, if allowed by state and local authorities, by burning. If burned, stay out of smoke.

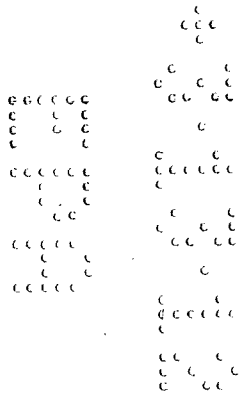
#### WARRANTY STATEMENT

Champon Millennium Chemicals, Inc. warrants that this product conforms to the description on the label and is reasonably fit for the purposes set forth on the label, when used in accordance with directions and under normal conditions. Neither this warranty nor any other warranty of merchantability or fitness for a particular



15/19

Custom Blended By:  
Custom Liquid Solutions LLC  
534 CR 529A  
Lake Panasoffkee, FL 33538





# NEMITOL CONCENTRATE

## For Commercial Use

**FOR**

**◆ Turf ◆ Tree and ◆ Ornamental**

**TO CONTROL AND REPEL LISTED INSECTS AND FUNGI  
ON TURF, TREES AND ORNAMENTALS**

◆ Certain Ants ◆ Army Worms ◆ Bag Worms ◆ Beetles ◆ Caterpillars ◆ Chinch Bugs ◆ Cutworms  
◆ Certain Fungi ◆ Leafminers ◆ Nematodes ◆ Powdery Mildew ◆ Saw Flies ◆ Sod Web Worms

**Active Ingredients**

Capsaicin and related Capsaicinoids*.....	0.42%	* Oleoresin of Capsicum
Allyl Isothiocyanate**.....	3.70%	** From Essential Oil of Mustard
<b>Other Ingredients</b> .....	95.88%	
<b>Total</b> .....	100.00%	

### KEEP OUT OF REACH OF CHILDREN

## CAUTION

See additional precautionary statements on following pages

<b>FIRST AID</b>	
<b>If on skin or clothing</b>	<ul style="list-style-type: none"> <li>• Take off contaminated clothing.</li> <li>• Rinse skin immediately with plenty of water for 15 minutes.</li> <li>• Call a poison control center or doctor for treatment advice.</li> </ul>
<b>If swallowed</b>	<ul style="list-style-type: none"> <li>• Have person sip a glass of water if able to swallow.</li> <li>• Do not induce vomiting unless told to do so by the poison control center or doctor.</li> <li>• Do not give anything to an unconscious person.</li> <li>• Call a poison control center or physician for treatment advice.</li> </ul>
<b>If in eyes</b>	<ul style="list-style-type: none"> <li>• Hold eye open and rinse slowly and gently with water for 15-20 minutes. Remove contact lenses, if present, after the first 5 minutes, then continue rinsing.</li> <li>• Call a poison control center or physician for treatment advice.</li> </ul>
<b>If inhaled</b>	<ul style="list-style-type: none"> <li>• Move person to fresh air.</li> <li>• If person is not breathing, call 911 or an ambulance, then give artificial respiration, preferably by mouth-to-mouth, if possible.</li> <li>• Call a poison control center or doctor for further treatment advice.</li> </ul>
<b>HOTLINE NUMBER</b>	
<p>Have the product container or label with you when calling a poison control center or doctor, or going for treatment. For information on this pesticide product (including health concerns, medical emergencies, or pesticide incidents), call the National Pesticide Information Center at 1-800-858-7378, 6:30 to 4:30 PST.</p>	

Manufactured for:  
Champon Millennium Chemicals, Inc.  
Alexandria, VA 22314

Reg. No. 61966-4  
EPA Est. No. 87193-FL-001  
Patent No. 6,051,233

NET CONTENTS: 40 LITERS (2.64 GALLONS)



# PRECAUTIONARY STATEMENTS

## Hazards to Humans and Domestic Animals

CAUTION: Harmful if absorbed through skin, swallowed, or inhaled. Causes moderate eye irritation. Avoid contact with eyes, skin or clothing. Avoid breathing spray mist. Prolonged or frequently repeated skin contact may cause allergic reactions in some individuals. Wash thoroughly with soap and water after handling. Remove and wash contaminated clothing before reuse. If inhaled, move person to fresh air. Wear the appropriate Personal Protective Equipment (PPE).

### PERSONAL PROTECTIVE EQUIPMENT (PPE)

Applicators and other handlers must wear:

- Long sleeve shirt and long pants
- Footwear plus socks
- Chemical-resistant gloves
- Protective eyewear

Follow manufacturer's instructions for cleaning/maintaining PPE. If no such instructions for washables, use detergent and hot water. Keep and wash PPE separately from other laundry.

### USER SAFETY RECOMMENDATIONS

Users should:

- Wash hands before eating, drinking, chewing gum, using tobacco or using the toilet.
- Remove clothing/PPE immediately if pesticide gets inside. Then wash thoroughly and put on clean clothing.
- Remove PPE immediately after handling this product. Wash the outside of gloves before removing. As soon as possible, wash thoroughly and change into clean clothing.

### ENVIRONMENTAL HAZARDS

For terrestrial uses, do not apply directly to water, to areas where surface water is present or to intertidal areas below the mean high water mark. This product may be toxic to aquatic organisms. Do not apply to or allow runoff to reach lakes, streams and ponds. Do not contaminate water when cleaning equipment or disposing of equipment washwater or rinsate. Do not dump rinse water into sewers or other bodies of water.

Bee Precaution: Do not apply prior to or during pollination as Nemitol Concentrate kills and repels bees and therefore, adversely affects pollination.

### DIRECTIONS FOR USE

It is a violation of Federal Law to use this product in a manner inconsistent with its labeling. Do not apply this product in a way that will contact workers or other persons, either directly or through drift. Only protected handlers may be in the area during application. For any requirement specific to your State or Tribe, consult the State/Tribal agency responsible for the pesticide regulation.

### AGRICULTURAL USE REQUIREMENTS

Use this product only in accordance with its labeling and with the Worker Protection Standard, 40 CFR part 170. This standard contains requirements for the protection of agricultural workers on farms, forests, nurseries, and greenhouses, and handlers of agriculture pesticides. It contains requirements for training, decontamination, notification, and emergency assistance. It also contains specific instructions and exceptions pertaining to the statements on this label about personal protective equipment (PPE) and restricted-entry interval. The requirements in this box apply to uses of this product that are covered by the Worker Protection Standard.

Do not enter or allow worker entry into treated areas during the restricted entry interval (REI) of four (4) hours unless wearing appropriate PPE.

PPE required for early entry to treated areas that is permitted under the Worker Protection Standard and that involves contact with anything that has been treated, such as plants, soil, or water, is:

- Long-sleeved shirt and long pants,
- Protective eyewear,
- Chemical-resistant gloves,
- Footwear plus socks.

18/19

### NON-AGRICULTURAL USE REQUIREMENTS

The requirements in this box apply to uses of this product that are NOT within the scope of the Worker Protection Standard (WPS) for agricultural pesticides (40 CFR Part 170). The WPS applies when this product is used to product agricultural plants on farms, forests, nurseries or greenhouses.

Do not enter or allow worker entry into treated areas during the restricted entry interval (REI) of four (4) hours unless wearing appropriate PPE.

PPE required for early entry to treated areas that involves contact with anything that has been treated, such as plants, soil, or water, is:

- Long-sleeved shirt and long pants,
- Protective eyewear,
- Chemical-resistant gloves,
- Footwear plus socks.

### USE RESTRICTIONS

The product must only be opened and used in a well-ventilated area.

Bee Precaution: Do not apply prior to or during pollination as Bugitol kills and repels bees and therefore, adversely affects pollination.

Do not use material if it cannot be applied according to the use patterns on the label.

### SITES AND PESTS CONTROLLED

**Ornamentals** - (Flowers, Shrubs, and Trees): For controlling and repelling Aphids, Bag Worms, Beetles, Black Vine Weevils, Borers, Box Elder Bugs, Budworms, Cankerworms, Caterpillars, Chafers, Crickets,, Curculios, Cutworms, Dipterous Gall Midges, Dipterous Leafminers, Hemlock Wooly Adelgid, Needle Miners, Douglas Fir Tussock, Douglas Fir Needle Midge, Earwigs, Elm Leaf Beetles, Elm Leaf Beetles (Larvae), Grasshoppers, Japanese Beetles, Lace Bugs, Leafhoppers, Leafminers, Leafrollers, Lygus, Mealybugs, Moth Larvae, Needle Miners, Oak Worms, Pillbugs, Pine Wilt Disease, Plant Bugs, Powdery Mildew, Root Weevils, Saw Flies, Scales (Crawlers), Spittlebugs, Strawberry Root Weevils, Sweet Potato Whiteflies, Thrips, Webworms, Whiteflies, Willow Leaf Beetles.

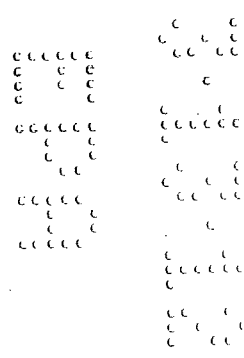
**Landscape And Golf Courses** - For controlling and repelling Nematodes, Chinch Bugs, Mole Crickets, Powdery Mildew, Fall Army Worms, Yellow Striped Army Worms, Southern Army Worms, Cut Worms, Army Worms, Sod Web Worm, Leafhoppers, Spittle Bugs, Green Bugs, Grasshoppers, Black Turf Grass Ataenius, Cutworm, Flea Beetle, Millipedes, White Grubs, Dung Beetle, Annual, Bluegrass Weevils, Bill Bugs, Green June Beetle, May/June Beetle, Annual White Grub.

### GENERAL INFORMATION

Apply Nemitol as a preventative treatment prior to an insect infestation. Mix Nemitol Concentrate with water and apply in a manner to provide complete and uniform coverage on tree, shrub, or turf grass. To obtain maximum benefits, apply as directed below.

### MIXING DIRECTIONS

Fill the spray tank 1/2 to 3/4 full with water, add the measured amount of Nemitol Concentrate, then add the rest of the water. Provide sufficient agitation during mixing and spraying to maintain a uniform emulsion. Best if applied in the evening. To obtain maximum benefits, and acclimate the soil for beneficial insects, apply Nemitol seven (7) days after initial application, then once again 14 days later, the once again 21 days later, then spray once every 3 months.



19/19

### GROUND MACHINE APPLICATION

**Trees and Shrubs and Turf Grass (Landscape):** Dilute one (1) gallon of Nemitol Concentrate in 100 gallons of water per acre.

**Commercial Turfgrass (Golf Courses, tees, greens, and fairways), Recreational Turfgrass:** Dilute 1.5 gallons of Nemitol Concentrate in 50 gallons of water per acre.

**Ornamental, Greenhouse, and Foliage Plant Crops:** Dilute 48 fl. oz of Nemitol Concentrate in 100 gallons of water per acre.

1. Apply by ground machine at a rate of 50 gallons of diluted product per acre.
2. Set ground machine spray nozzles 18 inches from ground at 40PSI, at 6MPH, giving maximum pressure for product to penetrate the soil up to two (2) inches.
3. Immediately after applying product, irrigate land for one full turn to penetrate the soil up to two (2) inches.
4. For turfgrass, apply as a full coverage, making sure all grass is covered.

### HAND APPLICATION DIRECTIONS (One Gallon)

**Trees and Shrubs and Turf grass (Landscape):** Dilute two (2) fl. oz of Nemitol Concentrate in one (1) gallon of water.

**Commercial Turf Grass (Golf Courses, tees, greens, and fairways), Recreational Turf Grass:** Dilute three (3) fl. oz of Nemitol Concentrate in one (1) gallon of water.

**Ornamental, Greenhouse, and Foliage Plant Crops:** Dilute one (1) fl. oz. of Nemitol Concentrate in one (1) gallon of water.

### TANK MIXING

Do not mix Nemitol Concentrate with other pesticides. Mixing Nemitol Concentrate with other pesticides or products other than water as specified in this label will reduce product effectiveness.

### STORAGE AND DISPOSAL DRUMS AND TANKS

**Storage and Handling:** Do not contaminate water, food or feed by storage and disposal. Store in a dry, cool, well-ventilated area. Store only in the original container inaccessible to children and pets in a cool, dry place, out of direct sunlight and away from heat, open flames or hot surfaces. Do not freeze. Persons moving, handling, or opening containers must wear the personal protective clothing. Open container only in a well ventilated area.

**Pesticide Disposal:** Wastes resulting from the use of this product may be disposed of on site or at an approved waste disposal facility.

**Container Disposal:** Triple rinse (or equivalent) the plastic container. Then offer for recycling or reconditioning, or puncture and dispose of in a sanitary landfill, or incineration, or, if allowed by state and local authorities, by burning. If burned, stay out of smoke.

### WARRANTY STATEMENT

Champion Millennium Chemicals, Inc. warrants that this product conforms to the description on the label and is reasonably fit for the purposes set forth on the label, when used in accordance with directions and under normal conditions. Neither this warranty nor any other warranty of merchantability or fitness for a particular purpose, expressed or implied, extends to the use of this product contrary to the label instructions; the user assumes all risk of any such uses.



Custom Blended By:  
 Custom Liquid Solutions LLC  
 534 CR 523A  
 Lake Panasoffkee, FL 33538