

61483-69

1/14/2011

10/5



UNITED STATES ENVIRONMENTAL PROTECTION AGENCY  
WASHINGTON, D.C. 20460-0001

OFFICE OF CHEMICAL SAFETY  
AND POLLUTION PREVENTION

January 14, 2011

Mr. Hubert R. O'Neal, Ph.D.,  
Regulatory Consultant  
KMG-Bernuth, Inc.  
9555 W. Sam Houston Pkwy. S., Suite 600  
Houston, TX 77099-2168

**Subject: Amended Labeling; Updates for PR Notice 2007-4  
EAR FORCE™ TAGS, EPA Reg. No. 61483-69  
Your Submission Dated August 24, 2010**

Dear Mr. O'Neal:

The labeling referred to above, submitted in connection with registration under the Federal Insecticide, Fungicide and Rodenticide Act, as amended, is acceptable with the following label revision provision(s):

First Aid section comment(s), page 1 of 4:

1. Revise the 2<sup>nd</sup> sentence within the "HOTLINE NUMBER" subsection to read "For additional information on this pesticide product (including health concerns, medical emergencies or pesticide incidents), you may call CHEMTREC at 1-800-424-8177, 24 hours per day, 7 days per week."

Storage and Disposal Statement section comment(s), page 4 of 4:

2. Revise the existing "Container Disposal:" subsection to read "Container Disposal: Nonrefillable container. Do not refill or reuse empty container. Dispose of empty pouch in a sanitary landfill, or incinerate, or by other procedures approved by state and local authorities."

A copy of your label stamped "Accepted with Comments" is enclosed for your records. Please submit two (2) copies of the final printed labeling, incorporating the above changes, before releasing the product for shipment. If these conditions are not complied with, the registration will be subject to cancellation in accordance with section 6(e) of FIFRA. Your release for shipment of the product bearing amended labeling constitutes accepting of these conditions.

If you have any questions about this label review, please contact Mr. Carmen Rodia at (703) 306-0327 or via e-mail at [Rodia.Carmen@epa.gov](mailto:Rodia.Carmen@epa.gov).

Sincerely yours,

*FOR*

Richard J. Gebken  
Product Manager (10)  
Insecticide Branch  
Registration Division (7504P)

Enclosure: Copy of label stamped "Accepted with Comments"  
061483-00069 D441425

# EAR FORCE™ TAGS

FOR USE ON DRY OR LACTATING DAIRY AND BEEF CATTLE AND CALVES TO CONTROL HORN FLIES, FACE FLIES, GULF COAST TICKS, SPINOSE EAR TICKS, AND AS AN AID TO CONTROL LICE, STABLE FLIES AND HOUSEFLIES.

**KEEP OUT OF REACH OF CHILDREN**

## CAUTION

See side and end panels for additional directions for use.

**ACTIVE INGREDIENT:**

Permethrin (CAS # 52645-53-1).....10.0%

**OTHER INGREDIENTS** .....90.0%

Total 100.0%


EPA Reg. No. 61483-69

Est. No. 61483-KS-01

FIRST AID	
If in eyes	<ul style="list-style-type: none"> <li>• Hold eye open and rinse slowly and gently with water for 15-20 minutes.</li> <li>• Remove contact lenses, if present, after the first 5 minutes, then continue rinsing eye.</li> <li>• Call a poison control center or doctor for treatment advice.</li> </ul>
HOT LINE NUMBER	
Have the product container or label with you when calling a poison control center or doctor, or going for treatment. You may also contact 1-800-322-8177 for emergency medical treatment information.	

Net Weight: 10 Grams Per Tag  
Contents: 24 Tags

Manufactured By:  
KMG-Bernuth, Inc.  
9555 W. Sam Houston Pkwy S., Ste 600  
Houston, TX 77099-2168  
1-800-322-8177



ACCEPTED  
With COMMENTS  
In EPA Letter Dated:  
*January 14, 2011*  
Under the Federal Insecticide, Fungicide  
and Rodenticide Act, As amended, for the  
pesticide Registered under EPA Reg. No:

61483-69

3095

### PRECAUTIONARY STATEMENTS

#### HAZARDS TO HUMANS. CAUTION.

Harmful if absorbed through the skin or if swallowed. Avoid contact with skin and eyes. Wash thoroughly with soap and water after handling and before eating or smoking. Wear non-permeable gloves when applying tags.

#### ENVIRONMENTAL HAZARDS

This pesticide is extremely toxic to fish. Do not apply directly to water. Do not contaminate water by disposal of used tags.

#### PHYSICAL OR CHEMICAL HAZARDS


Do not use or store near heat or open flame.

#### DIRECTIONS FOR USE


It is a violation of Federal law to use this product in a manner inconsistent with its labeling.

Reformulation or repackaging of this product is prohibited.

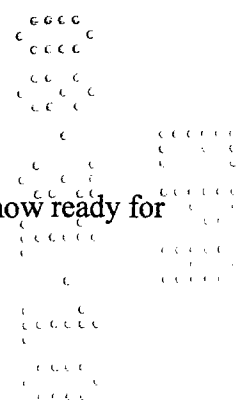
For adequate control of horn flies, attach one tag per animal. For optimum control of flies, Gulf Coast ticks, spinose ear ticks, and as an aid in the control of lice, stable flies and houseflies, attach one tag to each ear (two per animal) for each season. Replace as necessary. Apply as indicated (Figures 1-5). Calves less than 3 months of age should not be tagged as ear damage may result. **Remove tag prior to slaughter.**




**Figure 1.** Place female tag under clip by depressing lever. Collar on tag must be pointing down.




**Figure 2.** Slide rivet on pin. Align tip of rivet with female portion of tag. Tag and rivet are now ready for application.





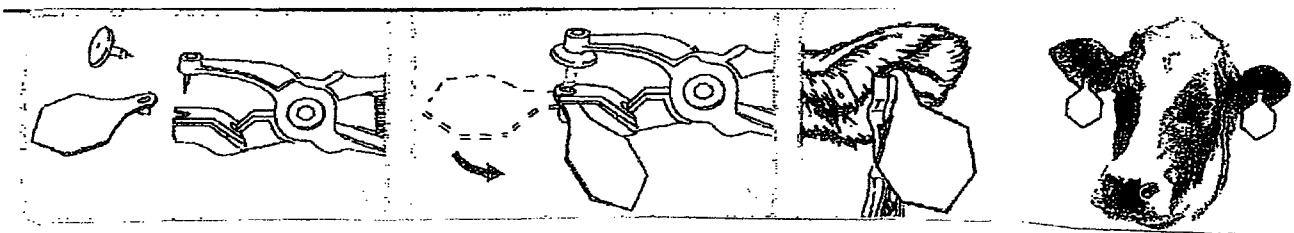
**Figure 3 and Figure 4.** Position tag on the inner flat surface in center of ear. Do not allow the shaft of the male rivet to penetrate any cartilage rib or blood vessel or ear damage may result. We recommend that tag be rotated at a 90° angle (Fig. 3) for ease of application. Tag may also be extended outward from the pliers in a straight manner (Fig. 4)



**Figure 5.** When properly positioned, the tag should hang as shown.

**DIRECTIONS FOR USE (For Duflex Tagging System)**

It is a violation of Federal law to use this product in a manner inconsistent with its labeling.



**FIG.1**

**FIG. 2**

**FIG. 3**

**FIG. 4**

**Figure 1:** Place female tag under clip by depressing lever. Collar on tag must be pointing down.

**Figure 2:** Slide male stud on pin until it is firmly seated. Tag and stud are ready for application. Disinfect pliers and tags prior to application.

**Figure 3:** Position tag on the flat surface in center of ear. Do not allow shaft of the male stud to penetrate any cartilage rib or blood vessel. Ear damage may result. When properly positioned, the tag should hang down as shown in Figure 4.

