

PM 31 61178-1

104

## CENTER PANEL

# D-125

BROAD SPECTRUM DISINFECTANT  
HOSPITAL DISINFECTANT  
CLEANS AS IT DISINFECTS  
GERMICIDAL

**CLEANER • DISINFECTANT • DETERGENT • FUNGICIDE  
DEODORIZER • VIRUCIDE\* • MILDEWSTAT**

ACTIVE INGREDIENTS:

n-Alkyl (60%C14, 30%C16, 5%C12, 5%C18) dimethyl benzyl ammonium chloride..... 2.25%  
n-Alkyl (68%C12, 32%C14) dimethyl ethylbenzyl ammonium chloride..... 2.25%  
INERT INGREDIENTS..... 95.50%

TOTAL..... 100.00%

**KEEP OUT OF REACH OF CHILDREN**

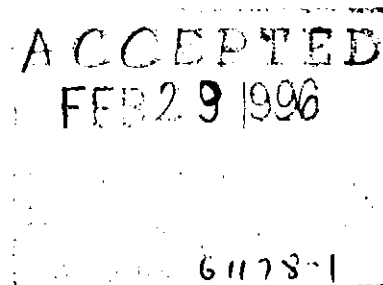
### **DANGER**

SEE SIDE PANEL FOR ADDITIONAL PRECAUTIONARY STATEMENT

Microgen Inc.  
P.O. Box 1281  
West Caldwell, NJ 07006

EPA Reg. No. 61170-1  
EPA Est. No. 42186-MN-01

NET CONTENTS: Varies



2044

## LEFT PANEL

### PRECAUTIONARY STATEMENTS HAZARDS TO HUMANS AND DOMESTIC ANIMALS

#### DANGER

**KEEP OUT OF REACH OF CHILDREN:** Corrosive. Causes severe eye and skin damage. Do not get in eyes, on skin, or on clothes. Harmful if swallowed. Wear goggles or face shield and rubber gloves when handling. Avoid contamination of food. Remove and wash contaminated clothing.

**STATEMENT OF PRACTICAL TREATMENT:** In case of contact, immediately flush eyes or skin with plenty of water for at least 15 minutes. For eye contacts, call a physician. Remove and wash all contaminated clothing before reuse. If swallowed, drink egg whites, gelatin solution or if these are not available drink large quantities of water. Call a physician.

**NOTE TO PHYSICIAN:** Probable mucosal damage may contraindicate the use of gastric lavage.

**Directions for Use (Continued):**

**Virucidal\*:** This product when used on hard, non-porous, inanimate environmental surfaces at 2 ounces per gal. of water for a 10 minute contact time (5% organic soil) is effective against Influenza A2-Asian, HBV (Hepatitis B Virus), Herpes Simplex Type 1, Herpes Simplex Type 2, Pseudorabies virus, and Vaccinia virus in 10 minutes. Kills human immunodeficiency virus Type 1 (HIV-1) (AIDS Virus) after 30 second contact time, and Polio Type 1 (Chat strain) after 30 minute contact time (5% serum).

**\* KILLS HIV-1 AND HBV ON PRECLEANED ENVIRONMENTAL SURFACE/OBJECTS PREVIOUSLY SOILED WITH BLOOD/BODY FLUIDS** in health care settings or other settings in which there is an expected likelihood of soiling of inanimate surfaces/objects with blood or body fluids, and in which the surfaces/objects likely to be soiled with blood or body fluids can be associated with the potential for transmission of human immunodeficiency virus Type (HIV-1) (AIDS virus) or HBV.

**SPECIAL INSTRUCTIONS FOR CLEANING AND DECONTAMINATION AGAINST HIV-1 AND HBV OF SURFACES/OBJECTS SOILED WITH BLOOD/BODY FLUIDS:**

**PERSONAL PROTECTION:** Specific barrier protection items to be used when handling items soiled with blood or body fluids are disposable latex gloves, gown, masks or eye coverings.

**CLEANING PROCEDURE:** Blood and other body fluids must be thoroughly cleaned from surfaces and objects before application of the disinfectant.

**DISPOSAL OF INFECTIOUS MATERIALS:** Blood and other body fluids should be autoclaved and disposed of according to federal, state and local regulations for infectious waste disposal.

**CONTACT TIME:** Leave surfaces wet for 30 seconds and 10 minutes for HIV-1 and HBV, respectively. The 30 second contact time will not control other common types of viruses and bacteria.

#### STORAGE and DISPOSAL

— Do not contaminate water, food, or feed by storage disposal — Do not store on side — Avoid creasing or impacting of side walls

##### PESTICIDE DISPOSAL

Pesticide wastes are acutely hazardous. Improper disposal of excess pesticide, spray, or mixture of rinsate is a violation of Federal Law. If these wastes cannot be disposed according to label instructions, contact your State Pesticide or Environmental Control Agency, or the Hazardous Waste representative at the nearest EPA Regional Office for guidance.

##### CONTAINER DISPOSAL

Triple rinse (or equivalent), then offer for recycling or reconditioning or puncture and dispose of in a sanitary landfill or incineration or, if allowed by state and local authorities, by burning. If burned, stay clear from smoke.


**Metal Containers:** Triple rinse (or equivalent), then offer for recycling or reconditioning, or dispose of in a sanitary landfill or by other procedures approved by state and local authorities.

If container is 1 gallon or less, the following statements may be used:

**Storage:** Store in securely closed original container. Avoid storage at temperature extremes or in sunlight. Avoid shipping or storing below freezing. If product freezes, thaw at room temperature and shake gently to remix components. Store in area that will prevent cross contamination w/ other pesticides, fertilizer, food and feed.

**Pesticide Disposal:** Securely wrap original container in several layers of newspaper and discard in trash.

**Container Disposal:** Do not reuse container. Replace cap and discard container in trash.



# RIGHT PANEL

## DIRECTIONS FOR USE

It is a violation of Federal Law to use this product in a manner inconsistent with its labeling.

### DISINFECTION:

To be used in hospitals in areas such as operating rooms, patient care rooms & facilities, recovery, anesthesia, ER, radiology, X-ray cat labs, newborn nurseries, orthopedics, respiratory therapy, surgi-centers, labs, blood collection rooms, central supply, housekeeping & janitorial rooms, nursing homes, doctors offices & labs (dental operatories), schools, salons, sick rooms, rest rooms, shower rooms, veterinary clinics, industries to disinfect inanimate hard, non-porous environmental surfaces such as walls, floors, sink tops, toilet bowls, tables, chairs, telephones, chair arms and bed frames, cabinets, bathtubs, and urinals.

Add two ounces D-125 per gallon of water. Remove gross filth or heavy soil. Apply solution with a mechanical sprayer so as to wet all surfaces thoroughly. Allow to remain wet for 10 minutes and then let air dry.

**BOTTLE USE/DILUTION:** Remove outer cap. While holding bottle by the neck, twist off inner cap and discard. Replace outer cap loosely. Gently squeeze the lower chamber until the upper reservoir is filled to the desired level. Use at a dilution of 1:64 (2 ozs. per gallon of water or 16 ml per liter).

For heavily soiled areas, a pre-cleaning step is required. Prepare a fresh solution for each use.

D-125 is effective in the presence of organic soil (5% blood serum).

To disinfect toilet bowls, flush toilet and add 2 ounces D-125 directly to the bowl water. Swab the bowl completely using a scrub brush or toilet mop, making sure to get under the rim. Let stand for 10 minutes and flush.

**BARBER AND BEAUTY SHOP INSTRUMENTS & TOOLS:** Thoroughly pre-clean. Completely immerse brushes, combs, scissors, clipper blades, razors, manicure and other shop tools for 10 minutes (or as required by local authorities). Fresh solution should be prepared daily or more often when the solution becomes diluted or soiled. After disinfection, wipe dry the product as appropriate.

**NOTE:** Plastic may remain immersed until ready to use. Stainless steel shears and instruments must be removed after 10 minutes, rinsed, dried, and kept in a clean noncontaminated receptacle. Prolonged soaking may cause damage to metal instruments.

At 2 ounces per gallon, it is effective against the following:

#### Isolates From AIDS Patients

1. *Aspergillus niger*
2. *Candida albicans*
3. *Cryptococcus neoformans*
4. *Pseudomonas aeruginosa*
5. *Staphylococcus aureus*
6. *Streptococcus pneumoniae*

#### Gram Positive Clinical Isolates

7. *Micrococcus luteus*
8. *Staphylococcus aureus*
9. *Staphylococcus aureus* (Toxic shock)
10. *Staphylococcus epidermis*
11. *Staphylococcus saprophyticus*
12. *Streptococcus hemolyticus*
13. *Streptococcus faecalis*

#### Gram Negative Clinical Isolates

14. *Acinetobacter calcoaceticus*  
var. *anitratus*

15. *Acinetobacter calcoaceticus* var. *lwoffi*
16. *Bordetella bronchiseptica*
17. *Enterobacter agglomerans*
18. *Enterobacter cloacae*
19. *Enterobacter gergoviae*
20. *Enterobacter liquefaciens*
21. *Enterococcus faecalis*
22. *Escherichia coli* (Urinary)
23. *Escherichia coli* (Wound)
24. *Flavobacterium meningosepticum*
25. *Haemophilus influenzae*
26. *Klebsiella oxytoca*
27. *Klebsiella pneumoniae*
28. *Morganella morganii*
29. *Proteus mirabilis*
30. *Proteus vulgaris*
31. *Pseudomonas aeruginosa*
32. *Pseudomonas cepacia*

33. *Pseudomonas dimorpha*
34. *Pseudomonas fluorescens*
35. *Pseudomonas paucimobilis*
36. *Pseudomonas pseudomallei*
37. *Pseudomonas putida*
38. *Pseudomonas stutzeri*
39. *Serratia marcescens*
- Vinocidal\* Activity
40. Adeno Type 2
41. Cytomegalovirus
42. HBV (Hepatitis B Virus)
43. Herpes Simplex type 1
44. Herpes Simplex type 2
45. HIV-1 (AIDS Virus)
46. Influenza A2 Asian
47. Influenza B (Allen strain)
48. Influenza C (Taylor strain)
49. Measles Virus


50. Parainfluenza type 1
51. Polio Type 1 (Chat strain)
52. Pseudorabies
53. T1 bacteriophage
54. T4 bacteriophage
55. Vaccinia
- Other Organisms
56. *Brevibacterium ammoniogenes*
57. *Enterobacter aerogenes*
58. *Escherichia coli*
59. *Pseudomonas aeruginosa*
60. *Salmonella choleraesuis*
61. *Salmonella schottmuelleri*
62. *Shigella dysenteriae*
63. *Streptococcus salivarius*
- Fungi
64. *Trichophyton mentagrophytes*

**MILDEWSTAT** - To control mold and mildew on pre-cleaned, hard non porous surfaces (such as floors, walls, table tops) add 2 ounces D-125 per gallon of water. Apply solution with a cloth, mop, or sponge making sure to wet all surfaces completely. Let air dry. Prepare fresh solution for each use. Repeat application at weekly intervals or when mildew growth appears.

**DEODORIZER:** D-125 deodorizes garbage storage areas, empty garbage bins and cans, toilet bowls and any other odor causing areas. Use 2 oz. per gallon of water.

**FUNGICIDE:** At 2 oz. per gallon, D-125 is effective against pathogenic fungi. Trichophyton mentagrophytes in 5% organic soil.

This product is not to be used as a terminal sterilant/high level disinfectant on any surface or instrument that (1) is introduced directly into the human body, either into or in contact with the bloodstream or normally sterile areas of the body, or (2) contacts intact mucous membranes but which does not ordinarily penetrate the blood barrier or otherwise enter normally sterile areas of the body. This product may be used to pre-clean or decontaminate critical or semi-critical medical devices prior to sterilization or high level disinfection.



4044

## ADDITIONAL SIDE PANEL OR BACK PANEL FOR D-125

### CARPET SANITIZER AGAINST ODOR CAUSING BACTERIA FOR INSTITUTIONAL AND INDUSTRIAL USE

This product sanitizes the carpet by controlling/reducing the growth of odor causing bacteria. It can be used in industrial and institutional areas such as motels, hotel chains, nursing homes and hospitals.

Vacuum carpet thoroughly prior to application. Mix 1 ounce of product per gallon of water. Follow the Injection and/or Extraction procedures as specified for any conventional steam cleaning equipment you are using. For rotary floor machines, mix 2 ounces per gallon of water and spray on carpet at a rate of 200-300 sq. ft. per gallon.

For use on washable synthetic fibers. Do not use on wool. Do not use on stain resistant carpets. Test color fastness of carpet before use. Apply diluted product to a small concealed spot, then rub with a clean white cloth. If color changes or transfers to cloth, a water base product should not be used.


After using the product, set carpet pile in one direction with a stiff brush. Place aluminum foil under the legs of furniture while carpet is drying. Over-wetting can cause carpet to shrink. Manufacturer assumes no responsibility for over-wetting misuse.

### LAUNDRY ADDITIVE (RESIDUAL BACTERIOSTATIC AND RESIDUAL SELF SANITIZING ACTIVITY UNDER CONDITIONS OF HIGH RELATIVE HUMIDITY OR WET CONTAMINATION) AGAINST ODOR CAUSING BACTERIA FOR INSTITUTIONAL, INDUSTRIAL AND HOSPITAL USE.

This product sanitizes laundry such as bed spreads, sheets, pillow cases, diapers, towels, and other wet linens by controlling and/or reducing the growth of odor causing bacteria. It can be used in industrial and institutional areas such as motels, hotel chains, nursing homes and hospitals. This product is used as an addition to the final rinse cycle.

Add 8 fluid ounces of this product per 100 lbs of dry laundry to the final rinse cycle water (200 ppm).

If the product is to be diluted prior to adding in the final rinse cycle, use 1 ounce per gallon of water and then add to the washwheel in the final rinse cycle.



61178-1